

**FANIMATION**<sup>®</sup>  
celebrating 25 years



*FANIMATION*  
MINI PRODUCT CATALOG



## CONNECT WITH US...

---



Visit us at:  
**FANIMATION**  
.com

<http://www.fanimation.com>



Follow us on:  
**twitter**

<http://twitter.com/fanimation>



Find us on:  
**facebook®**

<http://www.facebook.com/fanimation>

To Our Customers:

*It is my pleasure to introduce this catalog and express to you how much we at Fanimation have appreciated your partnership and patronage over the years. From the time I started Fanimation in 1984—26 years ago—our company has embodied the best of what a family-owned business can be. Our strong and dedicated team has worked together, dreamed together and together forged new horizons that have revolutionized the fan industry.*

*We owe our success to you. And that's why it's been our highest priority to design and manufacture quality ceiling fans that are as diverse and distinctive as our customers.*

*Everywhere I go—wherever I look—I gain inspiration for unique fan designs. Our catalog is packed with exciting new offerings, old favorites, and innovative spins on captivating classics.*

*While our collection of fans, just like our company is continuously evolving, certain things remain constant, appreciation for our customers and a sincere desire to create inspirational fans that are both functional and expressive.*

*I founded Fanimation on the principles of creativity, quality and service. These principles have guided us well for over two decades and promise to continue to lead us as we look to the future.*

Sincerely,



Tom Frampton  
Founder & CEO

1984 | 1985 | 1986 | 1987 | 1988 | 1989 | 1990 | 1991 | 1992 | 1993 | 1994 | 1995 | 1996 | 1997 | 1998 | 1999 | 2000 | 2001 | 2002 | 2003 | 2004 | 2005 | 2006 | 2007 | 2008 | 2009



# ANTIQUE FAN MUSEUM

*at Fanimation*



**Location & Phone:**  
10983 Bennett Parkway  
Zionsville, IN 46077  
317-733-4113

Fanimation has a two pronged approach in bringing product into the marketplace. First are its original designs and secondly reintroducing antique fans with modern safety and control features; this approach has placed Fanimation in a league of its own, but as you might imagine, it's the antique fans that lead to a museum.

Several years ago, Fanimation founder Tom Frampton, an avid antique fan collector, joined the Antique Fan Collectors Association (AFCA). The AFCA membership has operated a museum since 1997, displaying fans on loan by the membership; this museum was located outside Wichita, Kansas up until April 2008 when the need to relocate the museum arose. Answering the call to preserve viewing of the one-of-a-kind collection, Fanimation made the offer to house the museum at its facility in Zionsville. The move and set-up took some time but the museum saw its reopening July 23, 2009. The museum houses somewhere around 450 antique fans, some dating to the early 1800's. Tom's own unique collection of fans is now a part of the museum collection along with hundreds of antique advertising style hand fans and other memorabilia.



**Museum Hours:**  
Monday - Friday  
10:00AM - 4:00PM  
or by appointment




Fanimation founder Tom Frampton and AFCA President Will Guidry officially open the Antique Fan Museum with a ribbon-cutting ceremony



PASSION

HERITAGE

PRESERVATION




*~ Presented by the Antique Fan Collectors Association ~*

# SAVE ENERGY AND REDUCE ENERGY COSTS

Fanimation ceiling fans create a cooling breeze during warm weather and help reduce the cost of air conditioning bills.

When reversed during cooler weather, Fanimation ceiling fans help recirculate heat that has risen to the ceiling without causing a draft.


## SUMMER - NORMAL CIRCULATION



Without a fan or air movement, room temperature feels warmer.

With a fan, room temperature feels cooler from the breeze.

## WINTER - REVERSE CIRCULATION



Without a fan, room temperatures are warmer near the ceiling and cooler in the living space.

With a fan, the room air is circulated for a consistent temperature.

## THE FOLLOWING FANIMATION FANS HAVE EARNED THE ENERGY STAR:



- Aire Décor™ (pages 98 & 101)
- The Cancun™ (page 85)
- The Edgewood® (pages 94-97)
- Enigma® (pages 28-29)
- The Huxley™ (pages 36-37)
- The Levon™ (page 39)
- The Mariano™ (page 38)
- The Medford™ (pages 42-43)
- The Windpointe® FP7400AB fan (pages 81)

# FANIMATION MOTORS



Fanimation motors are built using high-quality materials and components, insuring years of reliable and dependable operation from every Fanimation fan. Fanimation employs the use of multiple motor sizes and designs so that every model of fan is built using the motor best-suited for its design and purpose. Limited Lifetime warranty on all our direct-drive motors

LIMITED LIFETIME MOTOR WARRANTY

# NEW FOR 2010





# INDEX

# ANIMATION

The Air Shadow™	40				
Aire Décor™	98				
The Akira™	32				
The Americana™	52				
The Andover™	46				
The Bayhill Collection™ by Lauren Brooks®	48				
The Belleria®	76				
The Benito™	30				
The Bourbon Street®	54				
The Brewmaster®	56				
The Cancun™	84				
The Caruso®	88				
The Celano™	34				
The Centaurus®	26				
The Cumulos™	22				
The Edgewood®	94				
Enigma®	28				
The Extraordinaire™	18				
Fargo®	58				
The Fitzgerald®	60				
Hubbardton Forge®	44				
The Huxley™	36				
The Inlet™	14				
The Involution™	12				
The Islander®	72				
The Kubix™	16				
The Levon™	39				
The Loreto Bay®	64				
Louvre®	74				
The Mariano™	38				
The Medford™	42				
The Multimax™	8				
The Old Havana®	62				
The Palisade®	86				
The Palmetto®	90				
The Punkah®	92				
Sandella®	70				
The Torrento®	78				
The Torto™	20				
Treventi™	66				
The Ventana™	50				
The Vetricco®	23				
The Volare®	24				
The Windpointe®	80				
The Zonix™	10				
Lighting—Fitters and Light Kits	102				
Lighting—Glass Shades and Bowls	104				
Controls	106				
Downrods and Accessories	108				
Blades	110				

## LIFESTYLES

Modern  
 Nostalgic

Outdoor living  
 Traditional

Tropical  
 Transitional

## LOCATION OPTIONS

Damp Location  
 Wet Location

CUSTOMER NOTE: Due to the nature of the materials and the hand crafted processes; stain, color, texture and shading will vary



**FP8008CH (1)** chrome finish fan with opal frosted light kit (included) and reversible cherry/mahogany finish blades  
◀ 3-blade configuration, mahogany side showing

[www.fanimation.com](http://www.fanimation.com)



**FP8008CH (1)** chrome finish fan with cap and reversible cherry/mahogany finish blades  
◀ 2-blade configuration, mahogany side showing



**CRL8TS REMOTE INCLUDED**


- Touch-screen operation
- Fan and light remote control
- 3 speed
- Learn-mode receiver
- 1-12 hour fan shut-off timer
- 3-minute delay light shut-off

# The Multimax™

**ENERGY INFORMATION**  
at High Speed (Excludes Lights)  
Airflow: **5,797 CFM**  
Electricity Used: **56 W**  
Airflow Efficiency: **103 CFM/W**

**FP8008CH (1)** chrome finish fan with opal frosted light kit and reversible cherry/mahogany finish blades

◀ 3-blade configuration, mahogany side showing



**FP8008CH (1)** chrome finish fan with opal frosted light kit and reversible cherry/mahogany finish blades

◀ 4-blade configuration, cherry side showing



U.S. Pat # D 522, 130

- Available in chrome finish with reversible cherry/mahogany finish blades
- Fan can be assembled in 2-, 3- or 4-blade configuration with ease
- Includes opal frosted glass light kit and cap for use with no light
- Two 18-watt low profile CFL bulbs included
- Fan rated for dry locations only
- 52" blade sweep
- 14° blade pitch
- Ceiling slope to 30°
- Downrod included—1/2" diameter by 6" length, longer lengths available (page 108)
- Three forward and three reverse speeds

- CRL8TS touch screen hand-held remote control included
- UL LISTED

**UNIPACKED**  
CONTROL & BLADES INCLUDED

**2 18-WATT**  
LIGHT BULB INCLUDED



**FP4620SN** (1) satin nickel finish fan with reversible cherry/walnut finish wood blades  
 ◀ walnut side showing

[www.fanimation.com](http://www.fanimation.com)

### OPTIONAL LIGHT KIT



#### LK4620SN & LK4620OB

- 13 watt compact fluorescent light bulb included
- fan is supplied with fan-only control
- C25 wall control or C4FL remote control required
- non-dimming



**1 13-WATT**  
 LIGHT BULB INCLUDED

### HOUSING ACCESSORIES



**HA4620CY**  
 cherry finish woven housing accessory



**HA4620WA**  
 walnut finish woven housing accessory

### OPTIONAL BLADE SETS



**B4400SN**  
 24" satin nickel finish



**B4442SN**  
 20" satin nickel finish



**B4442CWR**  
 20" cherry/walnut reversible finish




**BPW4442CY**  
 20" cherry finish all-weather composite



**BPW4442WA**  
 20" walnut finish all-weather composite

# The Zonix™

**ENERGY INFORMATION**  
at High Speed (Excludes Lights)  
Airflow: **4,620 CFM**  
Electricity Used: **57 W**  
Airflow Efficiency: **75 CFM/W**



**FP4620SN (1)** satin nickel finish fan with reversible cherry/walnut finish wood blades  
◀ walnut side showing

**LK4620SN (1)** satin nickel light kit with opal glass



**FP46200B (1)** oil-rubbed bronze finish fan with reversible cherry/walnut finish wood blades  
◀ cherry side showing



**FP4630SN (1)** satin nickel finish fan with matching satin nickel finish blades

- Available in oil-rubbed bronze and satin nickel finishes with 26" reversible cherry/walnut blades and satin nickel finish with matching 26" satin nickel blades
- Blades included
- Fan rated for dry locations—damp location rated when used with BPW4442CY or BPW4442WA blades (sold separately)
- 54" blade sweep with 26" blade sets and 42" blade sweep with 20" blade sets
- 14° blade pitch
- Optional light kit available—sold separately (see opposite page)
- Four forward and four reverse speeds
- Also accepts standard fitters and light kits
- Ceiling slope to 30° (up to 52° with SCB1-52)
- Downrod included—1" diameter by 6" length, longer lengths available (page 108)
- Optional close-to-ceiling kit available (page 109)
- CW40 fan-only wall control included
- Optional controls sold separately (pages 106-107)
- **UL LISTED**

Look for these available options:



**UNPACKED**  
CONTROL & BLADES INCLUDED

**220-VOLT**  
MOTOR AVAILABLE



**CW40 WALL CONTROL INCLUDED**

- Fan-only control (face plate included)
- 4-speed



**FP4520SN** (1) satin nickel finish fan with reversible cherry/walnut finish wood blades  
 ◀ cherry side showing

www.fanimation.com

## OPTIONAL LIGHT KIT



### LK4520SN & LK4520OB

- 13 watt compact fluorescent light bulb included
- fan is supplied with fan-only control
- C25 wall control or C4FL remote control required
- non-dimming



**1 13-WATT**  
 LIGHT BULB INCLUDED

## OPTIONAL BLADE SETS



**B4500SN**  
 24" satin nickel finish



**B4542SN**  
 20" satin nickel finish



**B4542CWR**  
 20" cherry/walnut reversible finish




**BPW4542CY**  
 20" cherry finish all-weather composite




**BPW4542WA**  
 20" walnut finish all-weather composite

# The Involution™

- FP4520OB** (1) oil-rubbed bronze finish fan with oil-rubbed bronze finish rings and reversible cherry/walnut finish wood blades  
◀ cherry side showing






**ENERGY INFORMATION**  
at High Speed (Excludes Lights)  
Airflow: **4,207 CFM**  
Electricity Used: **49 W**  
Airflow Efficiency: **86 CFM/W**



- FP4520SN** (1) satin nickel finish fan with satin nickel finish rings  
**LK4520SN** (1) satin nickel finish light kit  
**B4500SN** (1) satin nickel finish blades

- FP4520OB** (1) oil-rubbed bronze finish fan with reversible cherry/walnut finish wood blades  
◀ walnut side showing  
**LK4520OB** (1) oil-rubbed bronze finish light kit



- Available in oil-rubbed bronze finish with oil-rubbed bronze decorative rings and satin nickel finish with satin nickel decorative rings
  - Fan operates with or without rings
  - Reversible cherry/walnut blades included
  - 52" blade sweep
  - 14° blade pitch
  - Optional light kit available—sold separately (see opposite page)
  - Ceiling slope to 30° (up to 52" with SCB1-52)
  - Fan rated for dry locations—damp location rated when used with BPW4542CY or BPW4542WA blade sets (sold separately)
  - Downrod included—1" diameter by 6" length, longer lengths available (page 108)
  - Optional close-to-ceiling kit available (page 109)
  - CW40 fan-only wall control included
  - Optional controls sold separately (pages 106-107)
  - Four forward and four reverse speeds
  - **UL LISTED**
- Look for these available options:**
-   
- UNIPACKED**  
CONTROL & BLADES INCLUDED
-  **220-VOLT**  
MOTOR AVAILABLE



- CW40 WALL CONTROL INCLUDED**
- Fan-only control (face plate included)
  - 4-speed



**FPS7880SN** (1) satin nickel finish fan with opal frosted glass and reversible cherry/walnut finish wood blades  
 ◀ cherry side showing

[www.fanimation.com](http://www.fanimation.com)

## HOUSING ACCESSORIES



**HA4620CY**

cherry finish woven housing accessory



**HA4620WA**

walnut finish woven housing accessory

## OPTIONAL BLADE SETS



**B7880SN**

23" satin nickel finish



**BPW7880SN**

18" satin nickel finish all-weather composite



**BPW7880CY**

18" cherry finish all-weather composite



**BPW7880WA**

18" walnut finish all-weather composite



# The Inlet™



**FPS7880OB** (1)

oil-rubbed bronze finish fan with opal frosted glass

**BPW7880WA** (1)

18" all-weather walnut finish blades  
 ▲ above combination rated for dry and damp locations

## ENERGY INFORMATION

at High Speed (Excludes Lights)

Airflow: **5,102 CFM**

Electricity Used: **87 W**

Airflow Efficiency: **59 CFM/W**

**FPS7880SN** (1)

satin nickel finish fan with opal frosted glass

**B7880SN** (1)

23" satin nickel finish blades



## SNUGGER FAN

MOUNTS FLUSH TO CEILING



**FPS7880OB** (1)

oil-rubbed bronze finish fan with opal frosted glass and reversible cherry/walnut finish wood blades

▲ cherry side showing

**HA7880CY** (1)

cherry finish woven housing accessory

- Available in oil-rubbed bronze and satin nickel finishes
- Reversible cherry/walnut blades included
- Fan rated for dry locations—damp location rated when used with BPW7880CY, BPW7880SN or BPW7880WA blade sets (sold separately)
- One 18-watt GU24 CFL bulb included
- 52" blade sweep with blade set included, 42" sweep with optional 18" blade sets)
- 14° blade pitch
- Fan mounts flush to ceiling and does not require use of a downrod
- Distance from ceiling to blade is 8.38" and distance from ceiling to bottom of fan is 11.48"

- Three forward and three reverse speeds
- Patents pending
- **UL LISTED**

### Look for these available options:



### C20 REMOTE CONTROL INCLUDED

- Fan and light control
- 3 speed reversing
- May be used with C21 wall control, sold separately (page 106)
- Non-dimming



**FP4420SN** (1) satin nickel finish fan with reversible cherry/walnut finish wood blades  
 ◀ walnut side showing

[www.fanimation.com](http://www.fanimation.com)

**OPTIONAL SQUARE DOWNRODS**



Oil-rubbed bronze



Satin nickel

- DRSQ12OB - 12"
- DRSQ18OB - 18"
- DRSQ24OB - 24"
- DRSQ36OB - 36"
- DRSQ48OB - 48"
- DRSQ60OB - 60"
- DRSQ72OB - 72"
- DRSQ12SN - 12"
- DRSQ18SN - 18"
- DRSQ24SN - 24"
- DRSQ36SN - 36"
- DRSQ48SN - 48"
- DRSQ60SN - 60"
- DRSQ72SN - 72"

**OPTIONAL BLADE SETS**



**B4400SN**  
24" satin nickel finish



**B4442SN**  
20" satin nickel finish



**B4442CWR**  
20" cherry/walnut reversible finish



**BPW4442CY**  
20" cherry finish all-weather composite




**BPW4442WA**  
20" walnut finish all-weather composite

# FANITRE™ The Kubix™

**ENERGY INFORMATION**  
at High Speed (Excludes Lights)  
Airflow: **4,565 CFM**  
Electricity Used: **55 W**  
Airflow Efficiency: **83 CFM/W**

**FP4420SN (1)** satin nickel finish fan with reversible cherry/walnut finish wood blades  
◀ cherry side showing



**FP4420OB (1)** oil-rubbed bronze finish fan with reversible cherry/walnut finish wood blades  
◀ cherry side showing



**FP4420SN (1)** satin nickel finish fan  
**B4400SN (1)** satin nickel finish blades



- Available in oil-rubbed bronze and satin nickel finishes with opal frosted glass
- Reversible cherry/walnut blades included
- Fan rated for dry locations—damp location rated when used with BPW4442CY or BPW4442WA blade sets (sold separately)
- Two 60-watt candelabra bulbs included
- 54" blade sweep with blade set included, 42" sweep with optional 20" blade sets
- 14° blade pitch
- Ceiling slope to 30° (up to 52° with SCB1-52)
- Downrod with square sleeve included—1" diameter by 6" length, longer downrods and sleeves available (opposite page)
- Optional close-to-ceiling kit available (page 109)

- Three forward and three reverse speeds
- C24 hand-held non-reversing remote control included
- Optional controls sold separately (pages 106-107)
- UL LISTED

Look for these available options:



**UNIPACKED**  
CONTROL & BLADES INCLUDED



**2 60-WATT**  
LIGHT BULBS INCLUDED



**C24 REMOTE CONTROL INCLUDED**

- Fan and light remote control
- 3 fan speeds, non-reversing
- Infinite light levels
- May be used with C25 wall control, sold separately (page 106)



**OF110PW (1)** pewter finish fan with black finish cage

[www.fanimation.com](http://www.fanimation.com)



**OF110SN (1)** satin nickel finish fan with black finish cage  
fan rated for dry and damp locations

# The Extraordinaire®



**OF110PW (1)** pewter finish fan with black finish cage



**OF110OB (1)** oil-rubbed bronze finish fan with black finish cage  
◀ fan rated for dry and damp locations

- Available in oil-rubbed bronze finish with black finish cage, pewter finish with black finish cage and satin nickel finish with black finish cage
- Fan rated for dry and damp locations—oil-rubbed bronze and satin nickel finishes
- Fan rated for dry locations only—pewter finish
- Orbital motion is continuous when fan is running
- Downrod included—1" diameter by 6" length, longer lengths available (page 108)
- Ceiling slope to 50°
- Three speed rotary switch located on fan housing

- Fan is non-reversing
- Patents pending
- **UL LISTED**

Look for these available options:



**UNIPACKED**  
CONTROL & BLADES INCLUDED

**220-VOLT**  
MOTOR AVAILABLE



**CW110 WALL CONTROL INCLUDED**

- Fan control
- 4-speed
- Face plate included



**OPTIONAL RC110 REMOTE CONTROL**

- Fan control
- 3 fan speeds



[www.fanimation.com](http://www.fanimation.com)



**FP7900OB (1)** oil-rubbed bronze finish with opal frosted glass

◀ fan rated for dry and damp locations

# FANINIA™ The Torto™

## ENERGY INFORMATION

at High Speed (Excludes Lights)

Airflow: **4,400 CFM**

Electricity Used: **58 W**

Airflow Efficiency: **76 CFM/W**



**FP7900MG** (1) metro gray finish with opal frosted glass

◀ fan rated for dry and damp locations

- Available in metro gray and oil-rubbed bronze finishes with opal frosted glass and matching composite blades
- Fan rated for dry and damp locations
- 52" blade sweep
- Varying blade pitch
- Two 60-watt candelabra bulbs included
- Ceiling slope to 30°
- Downrod included—1" diameter by 6" length, longer lengths available (page 108)
- Three forward and three reverse speeds

- Optional controls sold separately (pages 106-107)
- **UL LISTED**

Look for these available options:



**UNIPACKED**  
CONTROL & BLADES INCLUDED



**2 60-WATT**  
LIGHT BULBS INCLUDED



### C20 REMOTE CONTROL INCLUDED

- Fan and light remote control
- 3 speed reversing
- Infinite light levels
- May be used with C21 wall control, sold separately (page 106)

# The Cumulos™



**FP4820PW** (1) white frosted base with pewter finish fan cage and accent pieces

[www.fanimation.com](http://www.fanimation.com)

- White frosted acrylic base with pewter finish fan cage and accent pieces
- Fan rated for dry locations only
- Six 25-watt MR16 120v GU10 bulbs included
- Ceiling slope to 30°
- Downrod included—1" diameter by 6" length, longer lengths available (page 108)
- Three speed, non-reversing
- Patents pending
- **UL LISTED**

Look for these available options:



**UNPACKED**  
CONTROL & BLADES INCLUDED



**6 25 - WATT**  
LIGHT BULBS INCLUDED



#### **C24 REMOTE CONTROL INCLUDED**

- Fan and light remote control
- 3 fan speeds, non-reversing
- Infinite light levels
- May be used with C25 wall control, sold separately (page 106)



# The Vetricco®

## ENERGY INFORMATION

at High Speed (Excludes Lights)

Airflow: **7,094 CFM**

Electricity Used: **82 W**

Airflow Efficiency: **87 CFM/W**



**FP3120SN (1)** satin nickel finish fan with opal frosted glass and blue frosted blades

U.S. Pat # D 517, 682

U.S. Pat # D 519, 205

[www.fanimation.com](http://www.fanimation.com)

- Available in satin nickel with chrome accents
- Fan rated for dry locations only
- Blades included
- Decorative uplight requires three 25-watt candelabra bulbs (included)
- Built-in downlight requires three 25-watt candelabra bulbs (included)
- 60" blade sweep
- 15° blade pitch
- Downrod included—1/2" diameter by 6" length, longer lengths available (page 108)
- Ceiling slope to 30° (up to 52° with SCB52)
- Three forward and three reverse speeds, reversing switch located on top of motor housing
- Optional close-to-ceiling kit available (page 109)
- Optional controls sold separately (pages 106-107)
- **UL LISTED**

### Look for these available options:



### C26 REMOTE CONTROL INCLUDED

- Fan and light remote control
- 3 fan speeds, non-reversing
- Infinite light levels
- Independent uplight and downlight
- May be used with C2 wall control, sold separately (page 106)



**FP4210OB** (1) oil-rubbed bronze finish fan with opal frosted glass and cherry finish blades

[www.fanimation.com](http://www.fanimation.com)



**FP4210SN** (1) satin nickel finish fan with opal frosted glass and maple finish blades

# FANITRON® The Volare®

## ENERGY INFORMATION

at High Speed (Excludes Lights)

Airflow: **4,909 CFM**

Electricity Used: **78 W**

Airflow Efficiency: **63 CFM/W**



**FP4210CH (1)** chrome finish fan with opal frosted glass and mahogany finish blades

U.S. Pat # D 522, 130

- Available in chrome with mahogany finish blades, satin nickel with maple finish blades and oil-rubbed bronze with cherry finish blades
- Blades included
- Built-in downlight requires three 40-watt candelabra bulbs (included)
- 60" blade sweep
- 14° blade pitch
- Three forward and three reverse speeds, reverse built into remote control
- Fan rated for dry locations only
- Ceiling slope to 30° (up to 52° with SCB52)
- Downrod included—1/2" diameter by 6" length, longer lengths available (page 108)
- Optional close-to-ceiling kit available (page 109)
- Optional controls sold separately (pages 106-107)
- **UL LISTED**

### Look for these available options:



**UNIPACKED**  
CONTROL & BLADES INCLUDED



**3 40-WATT**  
LIGHT BULBS INCLUDED



### C20 REVERSING REMOTE CONTROL INCLUDED

- Fan and light remote control
- 3-speed reversing
- Infinite light levels
- May be used with C21 wall control (page 106)



FP4220SN (1) satin nickel finish  
 BB4220MP (1) maple finish bent blade set

www.fanimation.com

- Available in satin nickel
- Built-in downlight requires three 40-watt candelabra bulbs (included)
- 54" blade sweep with straight blades
- 60" blade sweep with bent blades
- 20° blade pitch
- Ceiling slope to 30° (up to 52° with SCB52)
- Downrod included—1/2" diameter by 6" length, longer lengths available (page 108)
- Three forward and three reverse speeds, reverse built into remote control
- Optional close-to-ceiling kit available (page 109)
- Optional wall control sold separately (pages 106)
- Fan rated for dry locations only
- **UL LISTED**

Look for these available options:



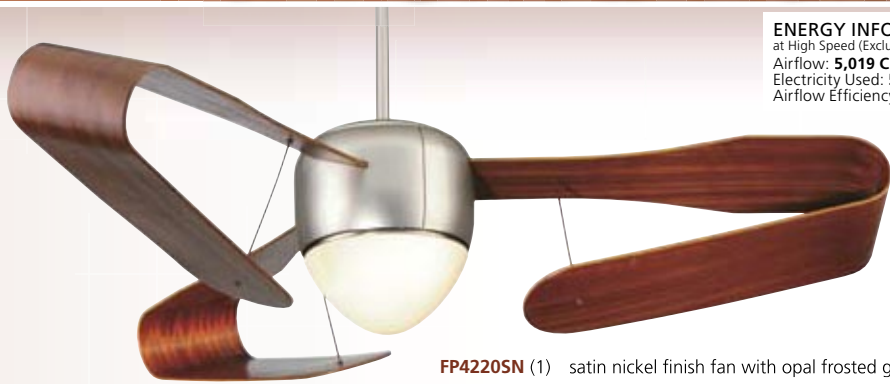
**MULTI COMPONENT**  
 MOTOR & BLADES

**3 40-WATT**  
 LIGHT BULBS INCLUDED



FP4220SN (1) satin nickel finish fan with opal frosted glass  
 SB4220MH (1) mahogany finish straight blade set

# The Centaurus<sup>®</sup>



## ENERGY INFORMATION

at High Speed (Excludes Lights)

Airflow: **5,019 CFM**

Electricity Used: **58 W**

Airflow Efficiency: **86 CFM/W**

- FP4220SN** (1) satin nickel finish fan with opal frosted glass  
**BB4220MH** (1) mahogany finish bent blade set



- FP4220SN** (1) satin nickel finish fan with opal frosted glass  
**SB4220CY** (1) cherry finish straight blade set

U.S. Pat # D 515, 694

U.S. Pat # D 516, 198

## OPTIONAL BLADE SETS

- includes three blades, sold separately
- for use with FP4220 only

### Bent Blade Sets



**BB4220CY**  
cherry finish



**BB4220MH**  
mahogany finish



**BB4220MP**  
maple finish

### Straight Blade Sets



**SB4220CY**  
cherry finish



**SB4220MH**  
mahogany finish



**SB4220MP**  
maple finish



## C20 REMOTE CONTROL INCLUDED

- Fan and light remote control
- 3-speed reversing
- Infinite light levels
- May be used with C21 wall control (page 106)



**FP2120MG** (1) metro gray finish  
◀ shown with downlight  
(bulb not included)

[www.fanimation.com](http://www.fanimation.com)



**FP2120WA** (1) metro gray finish fan with walnut  
finish wood blade  
◀ shown with small cap (included)



# Enigma®



CHANGE FOR THE  
BETTER WITH  
ENERGY STAR

## ENERGY INFORMATION

at High Speed (Excludes Lights)

Airflow: **5,796 CFM**

Electricity Used: **51 W**

Airflow Efficiency: **114 CFM/W**

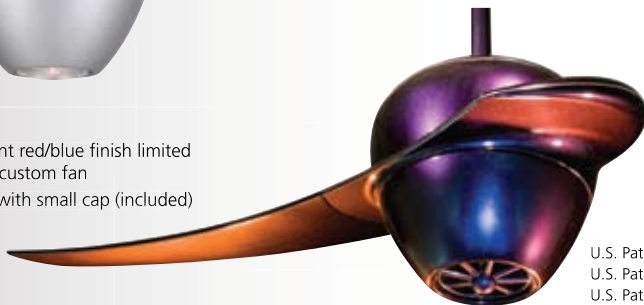
**FP2120MG (1)** metro gray finish  
◀ shown with downlight  
(bulb not included)



**FP2120WA (1)** metro gray finish fan with  
walnut finish wood blade  
◀ shown with downlight  
(bulb not included)



**FP2120RB (1)** iridescent red/blue finish limited  
edition custom fan  
◀ shown with small cap (included)



U.S. Pat # D 467, 327  
U.S. Pat # 6, 726, 451  
U.S. Pat # 7, 217, 082

- Enigma® has earned the ENERGY STAR
- Available in metro gray finish, metro gray finish with walnut blade and limited edition red/blue iridescent custom finish
- Blade assembled-shipped as shown
- Three counterclockwise fan speeds—non-reversing
- 60" blade sweep
- 18° blade pitch
- Ceiling slope to 30° (up to 52° with SCB1-52)
- Downrod included—1" diameter by 6" length, longer lengths available (page 108)
- Fan and light remote control included (C4)
- Optional wall control available (page 106)
- Downlight adaptable, uses a PAR30 short neck 75-watt bulb (not included)
- **UL LISTED**

Look for these available options:



**UNIPACKED**  
CONTROL & BLADES INCLUDED



**220-VOLT**  
MOTOR AVAILABLE



## C4 CONTROL INCLUDED

- Fan and light remote control
- Infinite light levels
- 3 fan speeds
- Non-reversing
- May be used with C25 wall control, sold separately (page 106)



**FP8003SN** (1) satin nickel finish fan with reversible cherry/walnut finish wood blades and opal frosted glass  
◀ walnut side shown

[www.fanimation.com](http://www.fanimation.com)



**FP8003OB** (1) oil-rubbed bronze finish fan with reversible mahogany/walnut finish wood blades and opal frosted glass  
◀ mahogany side shown



# FAN THE *The Benito*™

## ENERGY INFORMATION at High Speed (Excludes Lights)

Airflow: **4,774 CFM**  
Electricity Used: **60 W**  
Airflow Efficiency: **80 CFM/W**



**FP8003SN (1)** satin nickel finish fan with reversible cherry/walnut finish wood blades and opal frosted glass  
◀ cherry side showing



**FP8003OB (1)** oil-rubbed bronze finish fan with reversible mahogany/walnut finish wood blades and opal frosted glass  
◀ walnut side shown

- Available in oil-rubbed bronze finish with reversible mahogany/walnut finish wood blades and satin nickel finish with reversible cherry/walnut finish wood blades
- Fan rated for dry locations only
- 52" blade sweep
- 13° blade pitch
- Two 60-watt candelabra bulbs included
- Downrod included—1" diameter by 4.5" length, longer lengths available (page 108)
- Ceiling slope to 30°
- Three forward and three reverse speeds
- C24 hand-held non-reversing remote control included
- Optional controls sold separately (pages 106-107)
- Optional close-to-ceiling kit sold separately (page 109)
- **UL LISTED**

### Look for these available options:



**UNPACKED**  
CONTROL & BLADES INCLUDED

**2** 60-WATT  
LIGHT BULBS INCLUDED

**220V** 220-VOLT  
MOTOR AVAILABLE



### C24 REMOTE CONTROL INCLUDED

- Fan and light remote control
- 3 fan speeds, non-reversing
- Infinite light levels
- May be used with C25 wall control, sold separately (page 106)



**FP8000PW** (1) pewter finish fan with reversible cherry/walnut finish wood blades and opal frosted glass  
◀ walnut side shown

[www.fanimation.com](http://www.fanimation.com)



**FP8000OB** (1) oil-rubbed bronze finish fan with reversible mahogany/walnut finish wood blades and opal frosted glass  
◀ mahogany side shown

# FAN *The Akira*™

## ENERGY INFORMATION

at High Speed (Excludes Lights)

Airflow: **5,231 CFM**

Electricity Used: **62 W**

Airflow Efficiency: **84 CFM/W**



**FP8000PW** (1) pewter finish fan with reversible cherry/walnut finish wood blades and opal frosted glass  
◀ cherry side showing



**FP8000OB** (1) oil-rubbed bronze finish fan with reversible mahogany/walnut finish wood blades and opal frosted glass  
◀ walnut side shown

- Available in oil-rubbed bronze finish with reversible mahogany/walnut finish wood blades and pewter finish with reversible cherry/walnut finish wood blades
- Fan rated for dry locations only
- 52" blade sweep
- 13° blade pitch
- Two 60-watt candelabra bulbs included
- Downrod included—1" diameter by 4.5" length, longer lengths available (page 108)
- Ceiling slope to 30°
- Three forward and three reverse speeds
- C24 hand-held non-reversing remote control included
- Optional controls sold separately (pages 106-107)
- Optional close-to-ceiling kit sold separately (page 109)
- **UL LISTED**

Look for these available options:



**UNIPACKED**  
CONTROL & BLADES INCLUDED



**2 60-WATT**  
LIGHT BULBS INCLUDED



**220-VOLT**  
MOTOR AVAILABLE



## C24 REMOTE CONTROL INCLUDED

- Fan and light remote control
- 3 fan speeds, non-reversing
- Infinite light levels
- May be used with C25 wall control, sold separately (page 106)



- FP5420PW** (1) pewter finish fan with walnut finish wood blades and optional light cover (included)
- DRS54PW** (1) optional Celano™ decorative downrod sleeve

[www.fanimation.com](http://www.fanimation.com)

- Available in pewter finish with walnut finish blades
- Opal glass and pewter light cover included
- Fan rated for dry locations only
- Optional B5400CY cherry finish blades available (sold separately)
- Three 40-watt candelabra bulbs included
- 54" blade sweep
- 14° blade pitch
- Downrod included—1" diameter by 6" length, longer lengths available (page 108)
- Decorative downrod sleeve DRS54PW sold separately—minimum 1" diameter by 18" length downrod required (page 108)
- Optional close-to-ceiling kit available (page 109)
- Ceiling slope to 30° (up to 52° with SCB1-52)
- Three forward and reverse speeds
- C24 hand-held non-reversing remote control included
- Optional controls sold separately (pages 106-107)
- **UL LISTED**

Look for these available options:



**UNPACKED**  
CONTROL & BLADES INCLUDED

**3 40-WATT**  
LIGHT BULBS INCLUDED

**220V**  
MOTOR AVAILABLE



- FP5420PW** (1) pewter finish fan with opal glass
- B5400CY** (1) optional cherry finish wood blades

# The Celano™

**ENERGY INFORMATION**  
at High Speed (Excludes Lights)  
Airflow: **5,882 CFM**  
Electricity Used: **79 W**  
Airflow Efficiency: **74 CFM/W**



**FP5420PW** (1) pewter finish fan with walnut finish wood blades and light cover (included)

**CCK8002PW** (1) pewter finish close-to-ceiling kit



**FP5420PW** (1) pewter finish fan with walnut finish wood blades and opal glass

**DRS54PW** (1) optional Celano™ decorative downrod sleeve

## OPTIONAL BLADE SET



**B5400CY**  
cherry finish

## OPTIONAL DOWNROD SLEEVE



**DRS54PW**  
pewter finish



## C24 REMOTE CONTROL INCLUDED

- Fan and light remote control
- 3 fan speeds, non-reversing
- Infinite light levels
- May be used with C25 wall control, sold separately (page 106)



**FP5620PW** (1) pewter finish fan with reversible cherry/walnut finish wood blades  
◀ walnut side shown

# The Huxley™

**ENERGY INFORMATION**  
at High Speed (Excludes Lights)  
Airflow: **5,529 CFM**  
Electricity Used: **62 W**  
Airflow Efficiency: **89 CFM/W**



 **3 60-WATT**  
LIGHT BULBS INCLUDED

**FP5620OB** (1) oil-rubbed bronze finish fan with reversible cherry/walnut finish wood blades

◀ cherry side shown

**LK5620** (1) 13" opal frosted Huxley™ bowl light kit



**FP5620OB** (1) oil-rubbed bronze finish fan with reversible cherry/walnut finish wood blades

◀ walnut side shown

- The Huxley™ fan has earned the ENERGY STAR
- Available in oil-rubbed bronze and pewter finishes
- Reversible cherry/walnut blades included
- Fan rated for dry locations only
- 52" blade sweep
- 14° blade pitch
- Downrod included—1" diameter by 6" length, longer lengths available (page 108)
- Ceiling slope to 30° (up to 52° with SCB1-52)
- Minimum 9' ceiling height required
- Three forward and three reverse speeds

- Optional LK5620 light kit with 13" opal frosted glass bowl available (sold separately, page 103)
- Optional controls sold separately (pages 106-107)
- **UL LISTED**

Look for these available options:



**UNPACKED**  
BLADES INCLUDED

# The Mariano™


## ENERGY INFORMATION

at High Speed (Excludes Lights)

Airflow: **6,144 CFM**

Electricity Used: **57 W**

Airflow Efficiency: **108 CFM/W**



**FP7930PWW** (1) pewter finish fan with white swirl glass and cherry finish all-weather composite blades



[www.fanimation.com](http://www.fanimation.com)

- The Mariano™ fan has earned the ENERGY STAR
- Available in pewter finish with white swirl glass and cherry finish all-weather composite blades
- Fan rated for dry and damp locations
- 52" blade sweep
- 13° blade pitch
- Two 13-watt CFL bulbs included
- Ceiling slope to 30° (up to 52° with SCB1-52)
- Downrod included—1" diameter by 6" length, longer lengths available (page 108)
- Three forward and three reverse speeds
- C24 hand-held non-reversing remote control included
- Optional controls sold separately (pages 106-107)
- Optional close-to-ceiling kit sold separately (page 109)—not rated for damp locations

### • UL LISTED

Look for these available options:



**UNIPACKED**  
CONTROL & BLADES INCLUDED



**2 13-WATT**  
LIGHT BULB INCLUDED



**220-VOLT**  
MOTOR AVAILABLE




### C24 REMOTE CONTROL INCLUDED

- Fan and light remote control
- 3 fan speeds, non-reversing
- May be used with C25 wall control, sold separately (page 106)
- Non-dimming



# FANIMATION™ The Levon™

**ENERGY INFORMATION**  
at High Speed (Excludes Lights)  
Airflow: **6,725 CFM**  
Electricity Used: **65 W**  
Airflow Efficiency: **98 CFM/W**



**FP79100B (1)** oil-rubbed bronze finish fan  
with walnut finish wood blades



[www.fanimation.com](http://www.fanimation.com)

- The Levon™ has earned the ENERGY STAR
- Available in oil-rubbed bronze finish with walnut blades
- 63" blade sweep
- 14° blade pitch
- Ceiling slope to 30° (up to 52° with SCB1-52)
- Downrod included—1" diameter by 6" length, longer lengths available (page 108)
- Three forward and three reverse speeds
- Optional controls sold separately (pages 106-107)
- Optional close-to-ceiling kit available (page 109)
- Fan rated for dry locations only
- **UL LISTED**

Look for these available options:



**UNPACKED**  
BLADES INCLUDED



**3 60-WATT**  
LIGHT BULBS INCLUDED

**FP815FS (1)** oil-rubbed bronze finish fan with cherry finish wood blades and fabric shade  
◀ shown closed

[www.fanimation.com](http://www.fanimation.com)

- Blades retract when fan is turned off
- Available with light kit included:
  - FP810AM** - Oil-rubbed bronze finish with cherry finish wood blades and amber glass bowl
  - FP815FS** - Oil-rubbed bronze finish with cherry finish wood blades and fabric shade
  - FP825OB** - Oil-rubbed bronze finish with cherry finish blades and traditional downlight housing (glass sold separately, page 104)
- Also available in:
  - FP820CH** - Chrome finish with maple finish wood blades—available in 220 volt
  - FP820PW** - Pewter finish with cherry finish wood blades—available in 220 volt
- 43" blade sweep
- 15° blade pitch
- Three forward and three reverse speeds
- Downrod included—1" diameter by 6" length, longer lengths available (page 108)
- Ceiling slope to 30° (up to 52° with SCB1-52)
- Fan rated for dry locations only
- **UL LISTED**

Look for these available options:



**UNIPACKED**  
CONTROL & BLADES INCLUDED

**220-VOLT**  
MOTOR AVAILABLE  
SELECT FINISHES



◀ shown open

**FP820CH (1)** chrome finish fan with maple finish wood blades

# The Air Shadow™


## ENERGY INFORMATION

at High Speed (Excludes Lights)

Airflow: **4,514 CFM**

Electricity Used: **48 W**

Airflow Efficiency: **95 CFM/W**



← shown closed



**FP825OB** (1) oil-rubbed bronze finish fan with cherry finish wood blades and light kit

**G244** (5) aged bronze/amber shade



shown closed →

**FP820PW** (1) pewter finish fan with cherry finish wood blades



← shown open

**FP820PW** (1) pewter finish fan with cherry finish wood blades



shown open →



**FP810AM** (1) oil-rubbed bronze finish fan with cherry finish wood blades and amber glass bowl



## C28 REMOTE CONTROL INCLUDED

- Fan and light remote control with demo mode
- 3-speed, reversing
- Infinite light levels
- May be used with C21 wall control, sold separately (page 106)



 CHANGE FOR THE  
BETTER WITH  
ENERGY STAR

**FP7920FI (1)** forged iron finish fan with reversible  
dark cherry/teak finish wood blades  
◀ teak side showing

# The Medford™



## ENERGY INFORMATION

at High Speed (Excludes Lights)  
 Airflow: **5,029 CFM**  
 Electricity Used: **65 W**  
 Airflow Efficiency: **77 CFM/W**



**FP7920FI (1)** forged iron finish fan with reversible dark cherry/teak finish wood blades  
 ◀ dark cherry side showing



**FP7920FI (1)** forged iron finish fan with reversible dark cherry/teak finish wood blades  
 ◀ teak side showing  
**F423FI (1)** forged iron fitter  
**G453 (1)** amber swirl glass bowl



[www.fanimation.com](http://www.fanimation.com)

- The Medford™ has earned the ENERGY STAR
- Available in forged iron finish with reversible dark cherry/teak finish wood blades
- Fan rated for dry locations only
- 52" blade sweep
- 14° blade pitch
- Ceiling slope to 30°
- Downrod included—1" diameter by 4.5" length, longer lengths available (page 108)
- Three forward and three reverse speeds

- Optional controls sold separately (pages 106-107)
- Patents pending
- **UL LISTED**

Look for these available options:



**UNPACKED**  
 BLADES INCLUDED



**HF6050BZ** (1) Hubbardton Forge® standard fan  
 ◀ bronze finish fan with coffee  
 finish wood blades

[www.fanimation.com](http://www.fanimation.com)

- Select from several unpacked Hubbardton Forge® series fans designed to coordinate with Hubbardton Forge® lighting: available in bronze, dark smoke and mahogany finishes
- Fanimation does NOT sell Hubbardton Forge® lighting fixtures - to locate an authorized Hubbardton Forge® dealer, visit [www.vtforge.com](http://www.vtforge.com)
- Fan rated for dry locations only—damp location rated when used with BPW21CF blade set (sold separately)
- Fans with uplight include three 25-watt candelabra bulbs
- Fans with downlight include three 40-watt candelabra bulbs
- 54" blade sweep
- 15° blade pitch
- Downrod included—1" diameter by 6" length, longer lengths available (page 108)
- Optional close-to-ceiling kit available (page 109)—cannot be used with uplight fans
- Ceiling slope to 30° (up to 52° with SCB1-52)
- Three forward and three reverse speeds
- Remote control included (see next page)
- Optional wall controls sold separately (pages 106-107)
- **UL LISTED**

Look for these available options:



**3 40-WATT**  
 LIGHT BULBS INCLUDED

**HF6200MH** (1) Hubbardton Forge® Leaf standard fan  
 ◀ mahogany finish fan with coffee  
 finish wood blades and stone glass

OPTIONAL  
 BLADE SET



**BPW21CF**  
 20" coffee finish all-  
 weather composite

# Hubbardton Forge®



## ENERGY INFORMATION

at High Speed (Excludes Lights)  
 Airflow: **5,784 CFM**  
 Electricity Used: **72 W**  
 Airflow Efficiency: **81 CFM/W**

HF6050DS (1) Hubbardton Forge® fan  
 ◀ dark smoke finish fan with slate finish wood blades

HF6050MH (1) Hubbardton Forge® fan  
 ◀ mahogany finish fan with coffee finish wood blades  
 BPW21CF (1) 20" coffee finish all-weather composite blades  
 ◀ this combination is rated for dry and damp locations



## UPLIGHT FANS



Hubbardton Forge® uplight fans available in main catalog (pages 48-51) and at [www.fanimation.com](http://www.fanimation.com)

3 25-WATT UPPER  
 3 40-WATT DOWN  
 LIGHT BULBS INCLUDED

HF7600DS (1) Hubbardton Forge® Presidio Tryne uplight fan  
 ◀ dark smoke finish fan with slate finish wood blades and opal glass



3 40-WATT  
 LIGHT BULBS INCLUDED



## C20 REMOTE CONTROL INCLUDED

- Fan and light control
- 3-speed, reversing
- Infinite light levels
- May be used with C21 wall control, sold separately (page 106)

HF6600BZ (1) Hubbardton Forge® Presidio Tryne standard fan  
 ◀ bronze finish fan with coffee finish wood blades and stone glass



**FP5220PW** (1) pewter finish fan with reversible cherry/walnut finish wood blades and opal glass  
◀ walnut side shown

[www.fanimation.com](http://www.fanimation.com)



**FP5220OB** (1) oil-rubbed bronze finish fan with reversible cherry/walnut finish wood blades and amber glass  
◀ cherry side shown



# The Andover™

## ENERGY INFORMATION

at High Speed (Excludes Lights)

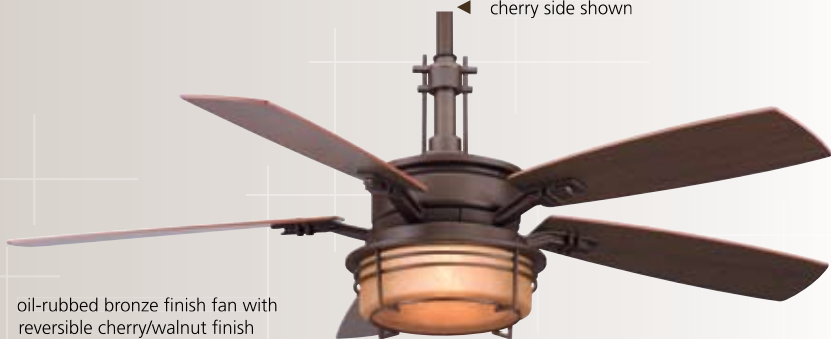
Airflow: **5,732 CFM**

Electricity Used: **66 W**

Airflow Efficiency: **87 CFM/W**



**FP5220PW (1)** pewter finish fan with reversible cherry/walnut finish wood blades and opal glass cherry side shown



**FP5220OB (1)** oil-rubbed bronze finish fan with reversible cherry/walnut finish wood blades and amber glass walnut side shown

- Available in oil-rubbed bronze finish with amber glass and pewter finish with opal frosted glass
- Fan rated for dry locations only
- Three 40-watt candelabra bulbs included
- Reversible cherry/walnut blades included
- 54" blade sweep
- 14° blade pitch
- Ceiling slope to 30° (up to 52° with SCB1-52)
- (2) downrods included—1" diameter by 6" length and 1" diameter by 12" length, longer lengths available (page 108)
- Decorative downrod sleeve included
- Optional close-to-ceiling kit available (page 109)
- Three forward and three reverse speeds
- C24 hand-held non-reversing remote control included
- Optional controls sold separately (pages 106-107)
- Patent pending
- **UL LISTED**

Look for these available options:



**3 40-WATT**  
LIGHT BULBS INCLUDED



## C24 REMOTE CONTROL INCLUDED

- Fan and light remote control
- 3 fan speeds, non-reversing
- Infinite light levels
- May be used with C25 wall control, sold separately (page 106)



 **3 40-WATT**  
LIGHT BULBS INCLUDED

**LB230VZ** (1) venetian bronze fan with cairo purple finish custom wood blades and dual amber glass bowl light kit

[www.fanimation.com](http://www.fanimation.com)

- Available in venetian bronze finish with cairo purple finish custom wood blades. Select the LB270VZ with amber glass bowl light kit with decorative filigree, the LB230VZ with amber glass dual bowl light kit or LB250VZ fan only model
- Fan rated for dry locations only
- Three 40-watt candelabra bulbs included with LB270VZ and LB230VZ
- 14° blade pitch
- 56" blade sweep
- Ceiling slope to 30° (up to 52° with SCB1-52)
- Downrod included—1" diameter by 6" length, longer lengths available (page 108)
- Three forward and three reverse speeds
- Optional controls sold separately (pages 106-107)
- **UL LISTED**

Look for these available options:



**UNIPACKED**  
CONTROL & BLADES INCLUDED



**LB250VZ** (1) venetian bronze fan with cairo purple finish custom wood blades

# THE *Bayhill* COLLECTION™

*Lauren Brooks*®

## ENERGY INFORMATION

at High Speed (Excludes Lights)  
 Airflow: **6,471 CFM**  
 Electricity Used: **73 W**  
 Airflow Efficiency: **88 CFM/W**



**LB230VZ** (1) venetian bronze fan with cairo purple finish custom wood blades and dual amber glass bowl light kit

**3 40-WATT**  
 LIGHT BULBS INCLUDED



**LB270VZ** (1) venetian bronze fan with cairo purple finish custom wood blades, amber glass bowl light kit and decorative filigree

**3 40-WATT**  
 LIGHT BULBS INCLUDED



**3 60-WATT**  
 LIGHT BULBS INCLUDED

**LB250VZ** (1) venetian bronze fan with cairo purple finish custom wood blades

**F423VZ** (1) venetian bronze fitter

**G426** (1) amber/brown mosaic glass bowl



## C27 WALL CONTROL INCLUDED

- Fan and light wall control (face plate included)
- Infinite light levels
- 4 fan speeds



**FP8032SB (1)** sedona beige fan with amber tea glass and reversible mahogany/walnut finish wood blades  
◀ mahogany side showing

# The Ventana™

## ENERGY INFORMATION

at High Speed (Excludes Lights)

Airflow: **5,634 CFM**

Electricity Used: **75 W**

Airflow Efficiency: **75 CFM/W**



- FP80325B** (1) sedona beige fan with amber tea glass and reversible mahogany/walnut finish wood blades  
◀ walnut side showing

[www.fanimation.com](http://www.fanimation.com)

- Available in sedona beige finish with reversible mahogany/walnut finish wood blades
- Light kit with amber tea glass and three 40-watt candelabra bulbs included
- Fan rated for dry locations only
- 52" blade sweep
- 14° blade pitch
- Downrod included—1" diameter by 4.5" length, longer lengths available (page 108)
- Ceiling slope to 30° (up to 52" with SCB1-52)
- Three forward and three reverse speeds
- C24 hand-held non-reversing remote control included
- Optional controls sold separately (pages 106-107)
- Optional close-to-ceiling kit available (page 109)
- **UL LISTED**

Look for these available options:



**UNIPACKED**  
CONTROL & BLADES INCLUDED

**3 40-WATT**  
LIGHT BULBS INCLUDED

**220-VOLT**  
MOTOR AVAILABLE



### C24 REMOTE CONTROL INCLUDED

- Fan and light remote control
- 3 fan speeds, non-reversing
- Infinite light levels
- May be used with C25 wall control, sold separately (page 106)



 **3 60-WATT**  
LIGHT BULBS INCLUDED

- FP420BL** (1) tall black finish fan
- B4040CP** (1) cairo purple finish smooth wood blade
- BH20BL** (1) black finish wood blade holder
- F423BL** (1) black finish fitter
- G450** (1) amber glass bowl

[www.fanimation.com](http://www.fanimation.com)

- Available in antique brass and black
- FP410 short fan sold separately: 25" from ceiling to bottom of fan
- FP420 tall fan sold separately: 39" from ceiling to bottom of fan
- Blade sets sold separately (pages 110-113)
- 12° blade pitch
- 52" blade sweep with FP1018 blade set
- Three forward and three reverse speeds
- Optional controls sold separately (pages 106-107)
- **UL LISTED**

Look for these available options:



**MULTICOMPONENT**  
MOTOR & BLADES

**220-VOLT**  
MOTOR AVAILABLE



- FP410BL** (1) short black finish fan
- ISP4** (1) natural palm leaf narrow oval blades

# The Americana®

- FP420BL (1) tall black finish fan
- B4040CP (1) cairo purple finish smooth wood blade
- BH20BL (1) black finish wood blade holder
- F423BL (1) black finish fitter
- G456 (1) white frost glass bowl

## ENERGY INFORMATION

at High Speed (Excludes Lights)  
Airflow: **4,788 CFM**  
Electricity Used: **82 W**  
Airflow Efficiency: **58 CFM/W**

 **3 60-WATT**  
LIGHT BULBS INCLUDED



- FP420AB (1) tall antique brass finish fan
- FP1018 (1) reversible wood blades, oak finish showing



## EASY ORDERING STEPS:



select a  
**motor finish**  
antique brass or black



select a  
**blade set**  
see blade options  
on pages 110-113



select  
**optional lighting**  
see lighting options  
on pages 102-105



select  
**optional controls**  
see control options  
on pages 106-107



**FP580AB** (1) antique brass finish motor  
**FP510AB** (6) short antique brass finish fan  
**FP1018** (6) reversible wood blades, walnut finish showing

- Available in antique brass and damp location rated black finish (when used with composite or natural bamboo blade sets)
- FP580 motor sold separately
- FP510 short fan sold separately: 21" from ceiling to bottom of fan
- FP520 tall fan sold separately: 36" from ceiling to bottom of fan
- Blade sets sold separately (pages 110-113)
- 12° blade pitch
- Fan spacing from 6' to 16' with up to six fans operating off a single motor
- Includes 40' of belting (max. distance between center of motor and center of fan base is 16')
- Rubber fly-wheel allows mounting of four or five blades
- Not for use in sound-sensitive areas
- **UL LISTED**

Look for these available options:



**MULTICOMPONENT**  
MOTOR & BLADES

**220-VOLT**  
MOTOR AVAILABLE

[www.fanimation.com](http://www.fanimation.com)



**FP510AB** (1) short antique brass finish fan

**FP1018** (1) reversible wood blades, walnut finish showing

**FP580AB** (1) antique brass finish motor (required but not shown)



# The Bourbon Street®




- FP520BL** (1) long black finish fan
- FP1018** (1) reversible wood blades, oak finish showing
- FP580BL** (1) black finish motor (required but not shown)



- FP580AB** antique brass motor assembly

- FP520AB** (3) long antique brass finish fan
- FP1018** (3) reversible wood blades, oak finish showing
- FP580AB** (1) antique brass finish motor (required but not shown)



- FP510BL** (3) short black finish fan
- FP1018** (3) reversible wood blades, oak finish showing
- FP580BL** (1) black finish motor (required but not shown)

## EASY ORDERING STEPS:

- 1 **select a motor finish**  
antique brass or black - single speed motor
- 2 **select up to six fan heads**  
each sold separately
- 3 **select a blade set**  
additional options on pages 110-113
- 4 **optional lighting**  
available on pages 102-105



- FP1280AB** (1) antique brass finish motor
- FP20AB** (2) long-neck antique brass finish fan assemblies
- FP1026** (2) cherry finish blades

[www.fanimation.com](http://www.fanimation.com)



#### EASY ORDERING STEPS:

- ① **select a motor finish**  
antique brass, black or pewter
- ② **select up to four fan heads**  
each sold separately—more than two heads will slow fan RPM
- ③ **select a blade set**  
additional options on pages 111-112
- ④ **optional lighting**  
available on pages 102-105

- FP10PW** (1) short-neck pewter finish fan
- BMD4A** (1) antique finish narrow oval woven bamboo blades
- FP1280PW** (1) pewter finish motor (required but not shown)

# The Brewmaster®

- FP1280AB** (1) antique brass finish motor
- FP10AB** (2) short-neck antique brass finish fan assemblies
- BMP1** (2) wide oval natural palm leaf blades

- FP1280BL** (1) black finish motor
- FP20BL** (1) long-neck black finish fan assemblies
- FP1026** (1) cherry finish blades
- F423BL** (1) black fitter
- G459** (1) rust/cream speckled glass bowl

## BLADE SET OPTIONS

**FP1022 Reversible**    **FP1026**    **FP1030**



- For use with The Brewmaster® only
- Additional blade options on pages 111-112

## C20 REVERSING REMOTE CONTROL INCLUDED

- Fan and light reversing remote control
- 3-speed reversing
- Infinite light levels
- 1.25 amps max.



- Available in antique brass and pewter finishes and damp location rated black finish (when used with BMD4A blade set—page 111)
- FP1280 motor sold separately—runs up to four heads per motor
- FP10 short-neck fan sold separately: 17.5" from ceiling to bottom of fan
- FP20 long-neck fan sold separately: 26" from ceiling to bottom of fan
- Blade sets sold separately (pages 57, 111-112)
- 56" blade sweep with original wood blade
- 20° blade pitch
- Three forward and three reverse speeds
- Includes two wood blade holders and two traditional blade holders
- Includes 30' of belting (max. distance between center of motor and center of fan base is 13' 6")
- Includes all necessary hardware for installation
- Optional wall control sold separately (page 106)
- **UL LISTED**

### Look for these available options:



**MULTICOMPONENT**  
MOTOR & BLADES



**220-VOLT**  
MOTOR AVAILABLE



**FP33200B (1)** oil-rubbed bronze finish base with antique brass accents



**FP3320OB** (1) — oil-rubbed bronze finish base with antique brass accents



**FP3320BG** (1) — burgundy faux leather base with brushed brass accents



**FP3320SN** (1) — satin nickel finish base with chrome accents

U.S. Pat # D 534, 272

[www.fanimation.com](http://www.fanimation.com)

- Available with faux leather base:
  - Burgundy faux leather with brushed brass accents
- Also available in:
  - Oil-rubbed bronze finish with antique brass accents
  - Satin nickel finish with chrome accents
- 9" diameter grill x 20" tall
- 8' power cord included
- Protective rubber feet included
- Easy carry handle for portability

- 3-speed, switch located on rear of unit
- Ships fully assembled
- Fan rated for dry locations only
- Weighs 12.5 lbs.
- **UL LISTED**





**OF6320OB** (1) oil-rubbed bronze finish  
◀ table mount

[www.fanimation.com](http://www.fanimation.com)



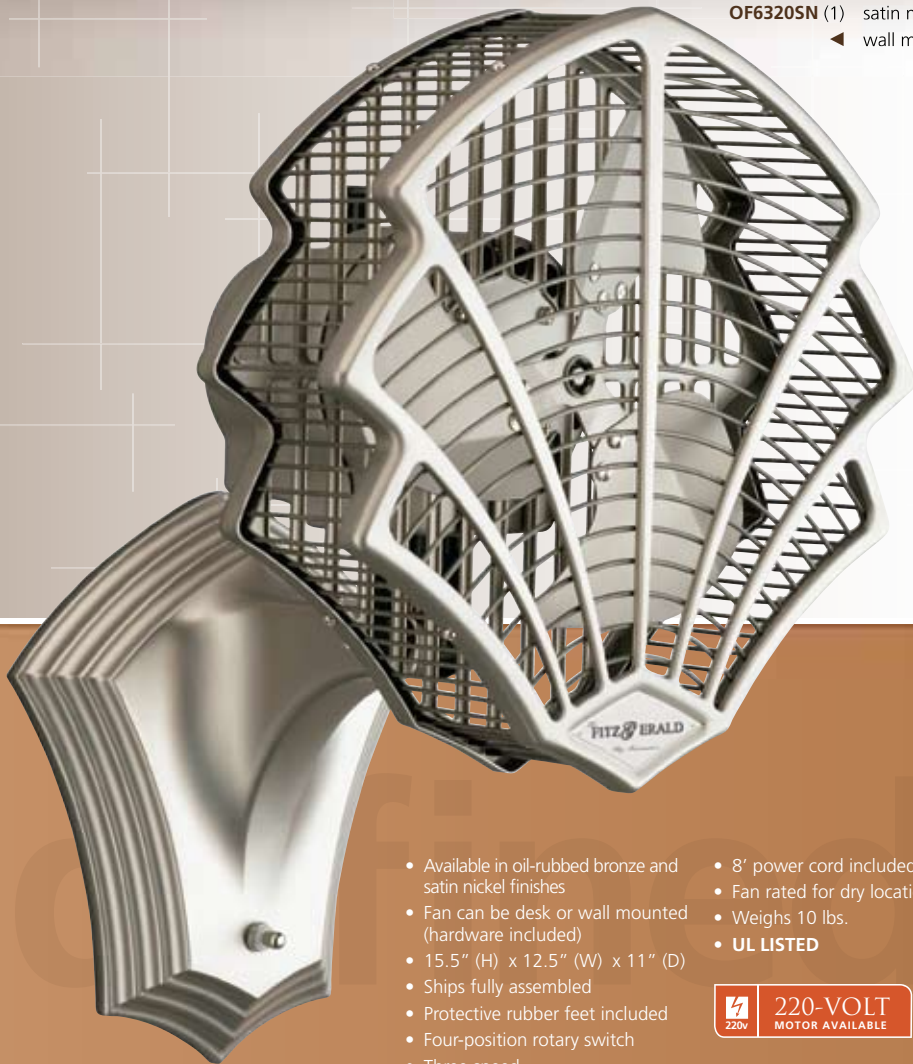
**OF6320OB** (1) oil-rubbed  
bronze finish  
◀ wall mount



**OF6320SN** (1) satin nickel  
finish  
◀ table mount

# The Fitzgerald®

OF6320SN (1) satin nickel finish  
◀ wall mount



- Available in oil-rubbed bronze and satin nickel finishes
- Fan can be desk or wall mounted (hardware included)
- 15.5" (H) x 12.5" (W) x 11" (D)
- Ships fully assembled
- Protective rubber feet included
- Four-position rotary switch
- Three speed
- Oscillating movement
- 8' power cord included
- Fan rated for dry locations only
- Weighs 10 lbs.
- **UL LISTED**

 **220-VOLT**  
MOTOR AVAILABLE



- FPH210RS** (1) rust finish motor assembly
- FPH21RS** (1) rust pedestal base
- FPH70CP** (1) carved post column

- Available in antique copper with black and pewter with black finishes, damp location rated fans available in black and rust finishes
- Mounting system, motor assembly and accessories sold separately
- Three speed forward/downward, non-reversing
- 8' power cord exits back of motor assembly
- Optional wall and remote controls for use with ceiling mount (FPH81) sold separately (next page)
- Does not oscillate
- **UL LISTED**

Look for these available options:



**220-VOLT**  
MOTOR AVAILABLE

[www.fanimation.com](http://www.fanimation.com)

## EASY ORDERING STEPS:

### 1 Select a motor finish

- Select from antique copper and pewter finishes, damp location rated fans available in black and rust finishes

### 2 Select a mounting system


- **Ceiling mount** - select from black or rust finish. 6" x 1/2" downrod included, or
- **Desk/floor mount** - select from black or rust finish, or
- **Pedestal mount with custom column** - select from black or rust finish pedestal base. See column options to the right, or
- **Wall mount** - select from black or rust finish



- FPH210PW** (1) pewter and black motor assembly
- FPH81BL** (1) black ceiling mount
- ◀ 6" x 1/2" downrod included



# The Old Havana®



- FPH210PW** (1) pewter and black motor assembly
- FPH21BL** (1) black pedestal base
- FPH70CW** (1) cane wrapped column



- FPH210RS** (1) rust motor assembly
- FPH81RS** (1) rust ceiling mount



- FPH210AC** (1) antique copper motor assembly
- FPH61BL** (1) black wall mount

U.S. Pat # D 433, 926



- FPH210BL** (1) black motor assembly
- FPH41BL** (1) black floor/desk mount

## COLUMN OPTIONS



**FPH70BL**  
Black



**FPH70CP**  
Carved post



**FPH70CW**  
Cane wrapped

## CONTROL OPTIONS (not included)



**CH1 WALL CONTROL**

- White (CH1) or ivory (CH1V) slide wall control for ceiling fan only (face plate included)



**CH1V WALL CONTROL**



**CH4 REMOTE CONTROL**

- Remote control for ceiling fan only



**FPS7840VZ** (1) venetian bronze fan with amber swirl glass and reversible dark cherry/teak finish wood blades  
◀ dark cherry side showing

[www.fanimation.com](http://www.fanimation.com)



**FPS7840SB** (1) sedona beige fan with amber swirl glass and reversible dark cherry/teak finish wood blades  
◀ teak side showing

# The Loreto Bay™



**FPS7840SB (1)** sedona beige fan with amber swirl glass and reversible dark cherry/teak finish wood blades  
◀ dark cherry side showing

**ENERGY INFORMATION**  
at High Speed (Excludes Lights)  
Airflow: **5,602 CFM**  
Electricity Used: **76 W**  
Airflow Efficiency: **73 CFM/W**

## SNUGGER FAN MOUNTS FLUSH TO CEILING



**FPS7840VZ (1)** venetian bronze fan with amber swirl glass and reversible dark cherry/teak finish wood blades  
◀ teak side showing

- Available in sedona beige and venetian bronze finishes with amber swirl glass
- Reversible dark cherry/teak finish wood blades included
- Fan rated for dry locations only
- Three 40-watt candelabra bulbs included
- 52" blade sweep
- 14° blade pitch
- Fan mounts flush to ceiling and does not require use of a downrod
- Distance from ceiling to blade is 9.05" and distance from ceiling to bottom of fan is 11.13"
- Three forward and three reverse speeds

- C20 hand-held reversing remote control included
- Optional controls sold separately (pages 106-107)
- Patents pending
- **UL LISTED**

Look for these available options:



**UNIPACKED**  
CONTROL & BLADES INCLUDED

**3 40-WATT**  
LIGHT BULBS INCLUDED



### C20 REVERSING REMOTE CONTROL INCLUDED

- Fan and light remote control
- 3-speed reversing
- Infinite light levels
- May be used with C21 wall control (page 106)



**LX25ZB** (1) black finish motor with Zanzibar® motor housing and black finish carved wood blades

[www.fanimation.com](http://www.fanimation.com)

- Select from several unpacked Treventi® Series fans or turn the page for customizing options
- Three 40-watt candelabra bulbs included for decorative uplight
- Lighting options sold separately (pages 69, 102-105)
- 18° blade pitch
- 56" blade sweep
- Ceiling slope to 30° (up to 52° with SCB52)
- Downrod included—1/2" diameter by 7" length, longer lengths available (page 108)
- Three forward and three reverse speeds
- Includes C22 remote control and C23 wall controls (page 69)
- **UL LISTED**

Look for these available options:



**UNPACKED**  
CONTROL & BLADES INCLUDED

**3 40-WATT**  
LIGHT BULBS INCLUDED

**220-VOLT**  
MOTOR AVAILABLE



**LX25RS** (1) rust finish motor with rust Amalfi® motor housing and brown cross weave wicker blades  
 ◀ fan rated for dry and damp locations

# Treventi®

## UNIPACKED COMBINATIONS

**ENERGY INFORMATION**  
at High Speed (Excludes Lights)  
Airflow: **5,619 CFM**  
Electricity Used: **85 W**  
Airflow Efficiency: **66 CFM/W**



**LX25ZB (1)** black finish motor with Zanzibar® motor housing and black finish carved wood blades



**LX25ML (1)** black finish motor with Malawi® motor housing and black finish carved wood blades

U.S. Pat # D 480, 135  
U.S. Pat # D 485, 351  
U.S. Pat # D 523, 139




**LX25PW (1)** pewter finish motor with Pewter Amalfi® motor housing and cairo purple finish carved wood blades



Turn the page to see custom options

# EASY ORDERING STEPS:

1 Select a motor finish  
 Select from black\*\* (MA25BL), pewter\* (MA25PW) or rust\*\* (MA25RL)



2 Select a housing style  
 see below for housing selection



3 Select a blade style  
 see next page for blade options



4 Optional lighting and accessories  
 see lighting options on pages 99, 102-105



Look for these available options:



**MULTICOMPONENT**  
 MOTOR HOUSING, MOTOR & BLADES

**220-VOLT**  
 MOTOR AVAILABLE

**3 40-WATT**  
 LIGHT BULBS INCLUDED



\*rated for dry locations only

\*\*rated for dry and damp locations

[www.fanimation.com](http://www.fanimation.com)

## HOUSING OPTIONS



HA25IM  
 Islamorada®



HA25RS  
 Rust Amalfi®



HA25ML  
 Malawi®

## BLADE SET OPTIONS

## CUSTOMIZING OPTIONS

### B2000CP\*



- Cairo purple/ adirondack pine finish
- 8" x 26"
- U.S. Patent # D 488, 220

### B2040BL\*



- Black finish carved wood
- 18" x 24"
- U.S. Patent # D 480, 135

### B2070CP\*



- Cairo purple finish carved wood
- 18" x 24"
- U.S. Patent # D 485, 351

### B3000BW\*\*



- Dark brown/red tight weave
- 18" x 24"
- U.S. Patent # D 517, 683

### B3000IM\*\*



- Brown cross weave wicker
- 18" x 24"
- U.S. Patent # D 523, 139

\*rated for dry locations only

\*\*rated for dry and damp locations

## LK25 OPTIONAL SIDELIGHT KIT



- Available in black (LK25BL), pewter (LK25PW) and rust (LK25RS)
- For use with MA25 series motors only
- Cannot be used with Amalfi® housing
- Includes three T3.25 bulbs
- Replacement bulbs sold separately order catalog number LBT325

## C22 & C23 CONTROLS INCLUDED



C22



C23

- C22 fan and light remote control
- C23 fan and light wall control (2-wire installation, face plate included)
- 3-speed reversing
- Infinite light levels
- Controls may be used independently or together



**FP1820RS** (1) rust finish fan  
**B4040CP** (1) cairo purple finish  
 smooth wood blades

[www.fanimation.com](http://www.fanimation.com)

- Available in damp location rated oil-rubbed bronze, rust and satin nickel finish blishes
- Three 40-watt candelabra bulbs included for decorative uplight
- Includes traditional and wood blade holders
- Blade sets sold separately (pages 110-113)
- Blade sweep varies—from 44" to 80" depending on blade selection
- 20° blade pitch
- Downrod included—1/2" diameter by 6" length, longer lengths available (page 108)
- Ceiling slope to 30° (up to 52° with SCB52)
- Three forward and three reverse speeds
- Remote and wall controls included (see below)
- **UL LISTED**

Look for these available options:



**MULTICOMPONENT**  
 MOTOR & BLADES

**3** 40-WATT  
 LIGHT BULBS INCLUDED

**220V**  
 MOTOR AVAILABLE



**FP18200B** (1) oil-rubbed bronze finish fan  
**ISD1A** (1) antique finish woven  
 bamboo wide oval blades



# Sandella®

## ENERGY INFORMATION

at High Speed (Excludes Lights)

Airflow: **4,792 CFM**

Electricity Used: **83 W**

Airflow Efficiency: **58 CFM/W**



**FP1820OB** (1) oil-rubbed bronze finish fan

**B6030CY** (1) 30" cherry finish curved wood blades



**FP1820SN** (1) satin nickel finish fan

**ISD4C** (1) clear finish woven bamboo narrow oval

## EASY ORDERING STEPS:

### 1 select a motor finish

select from antique brass and satin nickel finishes, damp location rated fans available in oil-rubbed bronze and rust finishes

### 2 select a blade set

see blades to the right, additional options on pages 110-113

### 3 optional lighting and accessories

see lighting options on pages 102-105

see accessories and downrod options on pages 106-107



**FP1820RS** (1) rust finish fan

**B4020SS** (1) sambel sand finish carved wood blades

**F423RS** (1) rust traditional fitter

**G459** (1) rust/cream speckled glass bowl





**FP320RS** (1) rust finish fan  
**ISD7C** (1) clear finish woven bamboo standard oar blades  
 ◀ this combination rated for dry and damp locations

[www.fanimation.com](http://www.fanimation.com)

- Available in antique brass and pewter finishes, damp location rated fans available in black, matte white, oil-rubbed bronze, rust and satin nickel finishes
- Blade sets sold separately (pages 110-113)
- Blade sweep varies—from 44" to 80" depending on blade selection
- 20° blade pitch
- Ceiling slope to 30° (up to 52° with SCB52)
- Downrod included—1/2" diameter by 6" length, longer lengths available (page 108)
- Three forward and three reverse speeds
- Optional controls sold separately (pages 106-107)
- **UL LISTED**

Look for these available options:



**MULTICOMPONENT**  
 MOTOR & BLADES

**220V** 220-VOLT  
 MOTOR AVAILABLE



**FP320OB** (1) oil-rubbed bronze finish fan  
**BPW20CY** (1) 20" cherry all-weather composite blades  
**LK500OB** (1) oil-rubbed bronze finish modern frosted three-glass light kit  
 ◀ this combination rated for dry and damp locations


**3 60-WATT**  
 LIGHT BULBS INCLUDED

# The Islander®

**ENERGY INFORMATION**  
at High Speed (Excludes Lights)  
Airflow: **4,788 CFM**  
Electricity Used: **82 W**  
Airflow Efficiency: **58 CFM/W**



- FP320BL** (1) black finish fan  
**BPP4BR** (1) brown/red all-weather palm narrow oval blades  
◀ this combination rated for dry and damp locations




- FP320SN** (1) satin nickel finish fan  
**B6000MP** (1) 36" maple finish curved wood blades



- FP320AB** (1) antique brass finish fan  
**ISP1** (1) natural palm leaf wide oval blades

## EASY ORDERING STEPS:

- 1 select a motor finish**  
select from antique brass, pewter and satin nickel finishes, damp location rated fans available in black, matte white, oil-rubbed bronze and rust finishes
- 2 select a blade set**  
see blades options on pages 110-113
- 3 optional lighting and accessories**  
see lighting options on pages 102-105  
see accessories and downrod options on pages 108-109
- 4 optional remote and wall controls**  
see control options on pages 106-107



- FP320PW** (1) pewter finish fan  
**ISD1A** (1) antique finish woven bamboo wide oval blades  
**F404PW** (1) pewter fitter  
**G235** (4) tropical etched glass





- FP1320RS** (1) rust finish fan
- B4020SS** (1) sambel sand finish carved wood blades
- BH20RS** (1) rust finish wood blade holder

- Available in pewter finish, damp location rated fan available in rust finish
- Blade sets sold separately (pages 110-113)
- Blade sweep varies with blade selection
- 20° blade pitch
- Ceiling slope to 30° (up to 52° with SCB1-52)
- Downrod included—1/2" diameter by 6" length, longer lengths available (page 108)
- Three forward and three reverse speeds
- Optional controls sold separately (pages 106-107)
- **UL LISTED**


Look for these available options:



**MULTICOMPONENT**  
MOTOR & BLADES

**220-VOLT**  
MOTOR AVAILABLE

[www.fanimation.com](http://www.fanimation.com)



- FP1320RS** (1) rust finish fan
- BPP4BR**(1) brown/red all-weather palm narrow oval blades

# FANIMOUNT® *Louvre*®

**ENERGY INFORMATION**  
at High Speed (Excludes Lights)  
Airflow: **4,788 CFM**  
Electricity Used: **82 W**  
Airflow Efficiency: **58 CFM/W**



**FP1320PW** (1) pewter finish  
**B6000MH** (1) 36" mahogany finish curved wood blade



**FP1320RS** (1) rust finish fan  
**ISD2A** (1) 18" antique finish wide oval woven bamboo blades  
◀ this combination rated for dry and damp locations

U.S. Pat # D 438, 950



**FP1320PW** (1) pewter finish fan  
**B4010CP** (1) cairo purple finish carved wood blades  
**BH20PW** (1) pewter finish wood blade holders  
**F423PW** (1) pewter fitter  
**G456** (1) white frost glass bowl

## EASY ORDERING STEPS:

- 1 **select a motor finish**  
Select from pewter finish, damp location rated fan available in rust finish
- 2 **select a blade set**  
see blades options on pages 110-113
- 3 **optional lighting and accessories**  
see lighting options on pages 102-105  
see accessories and downrod options on pages 108-109
- 4 **optional remote and wall controls**  
see control options on pages 106-107





**FP4320LT** (2) latte finish fan  
**BPD4A** (2) 22" all-weather antique finish woven bamboo narrow oval blades  
 ◀ this combination rated for dry, damp and wet locations

www.fanimation.com


- Available in aged bronze, latte, matte white, textured black and tortoise shell finishes
- Blade sets sold separately (pages 110-113); can use wet location blade sets or traditional blade sets
- Blade sweep varies—from 44" to 80" depending on blade selection
- 20° blade pitch
- Downrod included—1/2" diameter by 6" length, longer lengths available (page 108)
- Ceiling slope to 30° (up to 52° with SCB52)
- Use DRW series wet downrods only
- Optional close-to-ceiling kit available (page 109)
- Three forward and three reverse speeds
- Optional controls sold separately (pages 106-107)
- Fan rated for dry, damp and wet locations
- **UL LISTED**

Look for these available options:



**MULTICOMPONENT**  
 MOTOR & BLADES

**220V** 220-VOLT  
 MOTOR AVAILABLE



**FP4320MW** (1) matte white finish fan  
**BPD4MW** (1) 22" all-weather matte white finish narrow oval bamboo blades  
 ◀ this combination rated for dry, damp and wet locations

# The Belleria®



**2** 60-WATT  
LIGHT BULBS INCLUDED

**ENERGY INFORMATION**  
at High Speed (Excludes Lights)  
Airflow: **5,580 CFM**  
Electricity Used: **83 W**  
Airflow Efficiency: **67 CFM/W**

- FP4320TS** (1) tortoise shell finish fan
  - BPD4A** (1) 22" all-weather antique finish woven bamboo blades
  - CCK8002TS** (1) tortoise shell finish close-to-ceiling kit
  - LKLP101TS** (1) tortoise shell finish low-profile frosted glass light kit
- ◀ this combination rated for dry, damp locations **only**

- FP4320TB** (1) textured black finish fan
  - BPP4** (1) 22" all-weather narrow oval palm blades
- ◀ this combination rated for dry, damp and wet locations



- FP4320LT** (1) latte finish fan
  - BPP4BR** (1) 22" all-weather narrow oval brown/red finish blades
  - FW423LT** (1) latte finish wet location fitter
  - G459** (1) rust/cream speckled glass bowl
- ◀ this combination rated for dry, damp and wet locations




**3** 60-WATT  
LIGHT BULBS INCLUDED


U.S. Pat #D 518, 166

## EASY ORDERING STEPS:

- 1 select a motor finish**  
select from aged bronze, latte, matte white, textured black and tortoise shell
- 2 select a blade set**  
see blades to the right, additional options on pages 110-113
- 3 optional lighting and accessories**  
see lighting options on pages 102-105  
see accessories and downrod options on pages 106-107



- FP4320AZ** (1) aged bronze finish fan
  - BPD4A** (1) 22" all-weather antique finish woven bamboo narrow oval blades
- ◀ this combination rated for dry, damp and wet locations



**FP920AZ** (1) aged bronze finish fan  
**ISP4** (1) natural palm leaf narrow oval blades  
 ◀ this combination is **not rated** for wet locations and not recommended for extremely windy conditions



**FP920AZ** (1) aged bronze finish fan  
**BPP4** (1) all-weather narrow oval palm blades  
 ◀ this combination rated for dry, damp and wet locations

www.fanimation.com

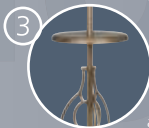
### EASY ORDERING STEPS:



**1** select a motor finish  
 select from aged bronze and textured black



**2** select a blade set  
 see blade options on pages 110-113



**3** select an optional table accessory  
 select from aged bronze (TA92AZ) and textured black (TA92TB)



# The Torrento®



- FP920AZ (1)** aged bronze finish fan
- BPD4A (1)** 22" all-weather antique finish woven bamboo narrow oval blades
- TA92AZ (1)** aged bronze finish table accessory
  - ◀ this combination rated for dry, damp and wet locations



- FP920TB (1)** textured black finish fan
- BPW10CY (1)** 20" all-weather cherry finish blades
  - ◀ this combination rated for dry, damp and wet locations

U.S. Pat # D 513, 800  
U.S. Pat # D 518, 166

- Available in aged bronze and textured black finishes
- All-weather composite motor housing, aluminum shaft and base
- Blade sets sold separately (pages 110-113); can use wet location blade sets or traditional blade sets
- Blade sweep varies—from 44" to 80" depending on blade selection
- 20° blade pitch
- Three forward and three reverse speeds
- Fan rated for dry, damp and wet locations
- 12' power cord included
- 7'10" overall height

- Base must be secured to wood or concrete floor (hardware included)
- Weighs 75 lbs.
- **UL LISTED**

Look for these available options:



**MULTICOMPONENT**  
MOTOR & BLADES



**220-VOLT**  
MOTOR AVAILABLE



**FP7500AB** (1) antique brass finish fan with five narrow oval natural palm blades

[www.fanimation.com](http://www.fanimation.com)

**ENERGY INFORMATION**  
at High Speed (Excludes Lights)

**FP7300RS:**

Airflow: **4,087 CFM**  
Electricity Used: **54 W**  
Airflow Efficiency: **76 CFM/W**

**\*FP7400AB:**

Airflow: **5,129 CFM**  
Electricity Used: **49 W**  
Airflow Efficiency: **104 CFM/W**

**FP7400RS:**

Airflow: **4,240 CFM**  
Electricity Used: **50 W**  
Airflow Efficiency: **86 CFM/W**

**FP7500AB:**

Airflow: **2,633 CFM**  
Electricity Used: **42 W**  
Airflow Efficiency: **63 CFM/W**

**FP7500MW:**

Airflow: **2,812 CFM**  
Electricity Used: **42 W**  
Airflow Efficiency: **67 CFM/W**

**FP7500RS:**


Airflow: **2,551 CFM**  
Electricity Used: **42 W**  
Airflow Efficiency: **60 CFM/W**

\*The Windpointe® FP7400AB has earned the ENERGY STAR



**FP7300RS** (1) rust finish fan with three dark brown/red tight weave blades

**FP7500MW** (1) matte white finish fan with five narrow oval natural palm blades



# The Windpointe®

UNPACKED COMBINATIONS



**FP7400RS (1)** rust finish fan with four sambel sand finish carved wood blades

**FP7500RS (1)** rust finish fan with five antique finish narrow oval woven bamboo blades

**LKLP101RS (1)** rust finish low-profile frosted glass light kit  
 ◀ this combination is rated for dry and damp locations



 **2 60-WATT**  
LIGHT BULBS INCLUDED




**FP7400AB (1)** antique brass finish fan with four cairo purple finish carved wood blades

 **3 60-WATT**  
LIGHT BULBS INCLUDED

**FP7500AB (1)** antique brass fan with five narrow oval natural palm blades

**F423AB (1)** antique brass finish fitter

**G439 (1)** hand-painted parrot glass bowl



Turn the page to see custom options

- See series specification on the following page
- 3-blade fan available in damp location rated rust finish
- 4-blade fan available in antique brass and rust finishes
- 5-blade fan available in antique brass, matte white and damp location rated rust finishes
- 3- and 4-blade fans have 14° blade pitch
- 5-blade fans have 18° blade pitch
- Ceiling slope to 30° (up to 52° with SCB1-52)
- 3-blade fan has 56" blade sweep.
- 4-blade fan has 52" blade sweep.
- 5-blade fans have 52" blade sweep except for matte white finish fan—44" sweep
- Downrod included—1" diameter by 6" length, longer lengths available (page 108)

- Three forward and three reverse speeds, reversing switch located on switch cup
- Optional close-to-ceiling kit available (page 109)
- Optional controls sold separately (pages 106-107)
- **UL LISTED**

Look for these available options:



**UNPACKED**  
BLADES INCLUDED

**220-VOLT**  
MOTOR AVAILABLE  
SELECT FINISHES



- MA7400OB** (1) oil-rubbed bronze finish fan
- B4010CP** (1) 22" cairo purple finish carved wood blades
- F4230B** (1) oil-rubbed bronze finish fitter
- S480** (1) beige brocade fabric shade

**ENERGY INFORMATION**  
at High Speed (Excludes Lights)

**MA7300\*\*:**  
Airflow: **5,301 CFM**  
Electricity Used: **54 W**  
Airflow Efficiency: **99 CFM/W**


**MA7400\*\*:**  
Airflow: **5,129 CFM**  
Electricity Used: **49 W**  
Airflow Efficiency: **104 CFM/W**

**MA7500\*\*:**  
Airflow: **4,987 CFM**  
Electricity Used: **49 W**  
Airflow Efficiency: **102 CFM/W**



- MA7500RS** (1) rust finish fan
- ISP4RB** (1) 22" red/brown finish narrow oval palm blades


[www.fanimation.com](http://www.fanimation.com)



- MA7500AB** (1) antique brass finish fan
- B6000TK** (1) 36" teak finish curved wood blades

# The Windpointe®

## CUSTOMIZING OPTIONS



**MA7500PW** (1) pewter finish fan  
**ISD1A** (1) 22" antique finish wide oval woven bamboo blades

**MA7300MW** (1) matte white finish fan  
**B3000BW** (1) 24" dark brown/red tight weave blade  
 ◀ this combination is rated for dry and damp locations



**MA7500AB** (1) antique brass finish fan  
**ISP1** (1) 22" natural finish wide oval palm blades



**MA7500OB** (1) oil-rubbed bronze finish fan  
**BPW20MH** (1) 20" mahogany finish all-weather composite blades  
**CCK8002OB** (1) oil-rubbed bronze finish close-to-ceiling kit  
**LKLP102OB** (1) oil-rubbed bronze finish low-profile frosted glass light kit  
 ◀ this combination is rated for dry and damp locations



**2 60-WATT**  
 LIGHT BULBS INCLUDED

- Three-blade motors available in damp location finishes matte white, oil-rubbed bronze and rust
- Four blade motors available in antique brass, pewter and damp location finish oil-rubbed bronze
- Five-blade motors available in antique brass, pewter and damp location finishes matte white, oil-rubbed bronze and rust
- 4- and 5-Blade sets sold separately (pages 110-113)
- 3-blade sets sold separately (Trenti, page 69)
- Blade sweep varies with blade selection
- 14° blade pitch for three and four-blade series motors and 18° blade pitch for five-blade series motors
- Downrod included—1" diameter by 6" length, longer lengths available (page 108)

- Ceiling slope to 30° (up to 52° with SCB1-52)
- Optional close-to-ceiling kit available (page 109)
- Three forward and three reverse speeds
- Optional controls sold separately (pages 106-107)
- **UL LISTED**

Look for these available options:



**MULTICOMPONENT**  
 MOTOR & BLADES


**220-VOLT**  
 MOTOR AVAILABLE  
 SELECT FINISHES




**2 60-WATT**  
 LIGHT BULBS INCLUDED

- FP8009OB** (1) oil rubbed bronze finish fan with all-weather antique finish woven bamboo blades
- LKLP102OB** (1) oil rubbed bronze finish low-profile light kit
- ◀ this combination is rated for dry and damp locations

[www.fanimation.com](http://www.fanimation.com)



- FP8009OB** (1) oil rubbed bronze finish fan with all-weather antique finish woven bamboo blades
- LKLP101OB** (1) oil rubbed bronze finish low-profile light kit
- ◀ this combination is rated for dry and damp locations


**2 60-WATT**  
 LIGHT BULBS INCLUDED

# The Cancun™

TM

## ENERGY INFORMATION

at High Speed (Excludes Lights)


Airflow: **5,848 CFM**

Electricity Used: **69 W**

Airflow Efficiency: **85 CFM/W**



CHANGE FOR THE  
BETTER WITH  
ENERGY STAR



**FP8009OB (1)** oil rubbed bronze finish fan with all-weather antique finish woven bamboo blades

◀ this fan is rated for dry and damp locations



**FP8011OB (1)** oil rubbed bronze finish fan with frosted white bowl light kit and all-weather antique finish woven bamboo blades

◀ this fan is rated for dry and damp locations



**3 60-WATT**  
LIGHT BULBS INCLUDED

- The FP8009OB Cancun™ fan has earned the ENERGY STAR
- Available with light kit included:
  - FP8011OB—Oil-rubbed bronze finish fan with 22" all-weather composite woven bamboo finish blades and white frosted bowl
- Also available without light kit in:
  - FP8009OB—Oil-rubbed bronze finish fan with 22" all-weather composite woven bamboo finish blades
- Blades included
- Fan rated for dry and damp locations
- 52" blade sweep
- 14° blade pitch
- Ceiling slope to 30° (up to 52° with SCB1-52)
- Downrod included—1" diameter by 4.5" length, longer lengths available (page 108)

- Optional close-to-ceiling kit available (page 109)
- Three forward and three reverse speeds
- Optional controls sold separately (pages 106-107)
- **UL LISTED**

Look for these available options:



**UNPACKED**  
BLADES INCLUDED



**220-VOLT**  
MOTOR AVAILABLE



- FP240AB** (1) Antique brass finish fan
- EP30AB** (1) 30" antique brass finish extension pole
- PAP1** (1) 22" Natural palm leaf wide oval blades
- FLAB** (1) Antique brass finish filigree accessory

- Available in antique brass and pewter finishes and damp location rated oil-rubbed bronze and rust finishes
- Uses a ball and bracket hanger system; ceiling slope to 30° (up to 52° with SCB52)
- Blade sets sold separately (pages 87, 111-113)
- Required extension pole sold separately (page 109)
- 40° blade pitch
- Wired for multiple lighting options (lights may be assembled at center or on the ends)
- 18" blade sets require a minimum 24" extension pole and 11' 6" ceiling height
- 22" blade sets require a minimum 30" extension pole and 12' ceiling height
- Two forward and two reverse speeds
- Remote control adaptable with SW24 receiver and C24 or C25 control, sold separately (pages 106-107)
- **UL LISTED**

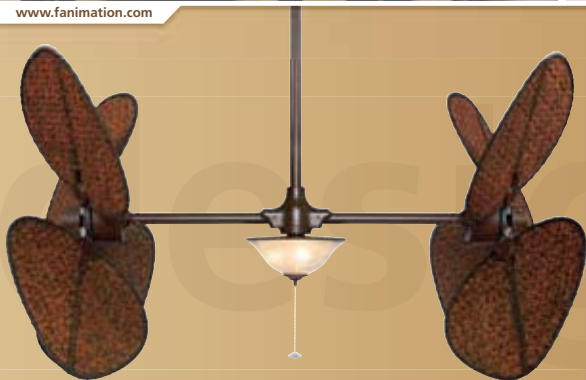
**Look for these available options:**



**MULTICOMPONENT**  
MOTOR, EXTENSION POLE & BLADES

**220V** 220-VOLT  
MOTOR AVAILABLE

[www.fanimation.com](http://www.fanimation.com)



**Filigree Finishes**

- FLAB** antique brass
- FLOB** oil-rubbed bronze
- FLPW** pewter
- FLRS** rust

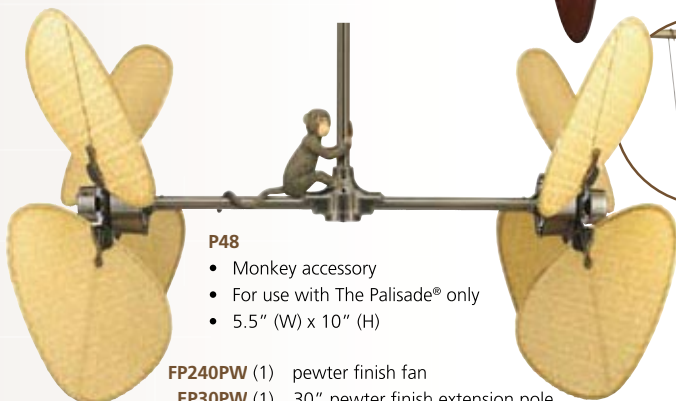
- FP240RS** (1) oil-rubbed bronze finish fan
- EP30RS** (1) 30" rust finish extension pole
- PABD1A** (1) 22" all-weather antique finish wide oval woven bamboo blades
- FW423RS** (1) rust finish filigree accessory
- G210** (1) tropical glass bowl

◀ this combination is rated for dry and damp locations



# The Palisade®

- FP240OB** (1) oil-rubbed bronze finish fan
- EP30OB** (1) 30" oil-rubbed bronze finish extension pole
- B5080CP** (1) 22" cairo purple finish wide oval wood blades



#### P48

- Monkey accessory
- For use with The Palisade® only
- 5.5" (W) x 10" (H)

- FP240PW** (1) pewter finish fan
- EP30PW** (1) 30" pewter finish extension pole
- PAD1C** (1) 22" clear finish woven bamboo wide oval blades
- P48** (1) monkey accessory



#### P38

- Parrot accessory
- For use with The Palisade® only
- 14" (W) x 26-1/2" (H)



#### C3 WALL CONTROL INCLUDED


- Fan only slide wall control (face plate included)
- 2 fan speeds
- 2 wire installation

U.S. Pat # D 450, 380  
U.S. TM Reg # D 2, 812, 018

## EASY ORDERING STEPS:

- 1 **select a motor finish**  
Select from antique brass and pewter finishes, damp location rated fans available in oil-rubbed bronze and rust finishes
- 2 **select an extension pole**  
An extension pole is required for installation, sold separately on page 109
- 3 **select a blade set**  
see blades to the right, additional options on pages 111-113
- 4 **optional lighting and glass**  
available on pages 102-105
- 5 **optional controls and accessories**  
available above and pages 106-107

## BLADE SET OPTIONS

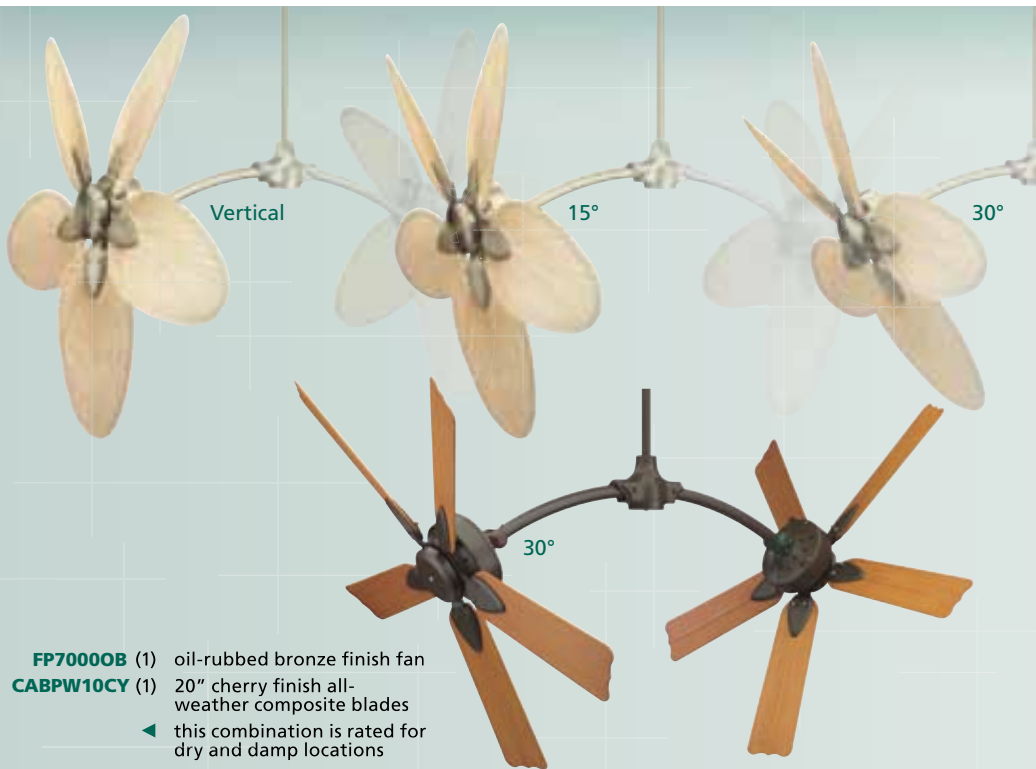


**B5080CP**  
Cairo purple finish



**B5080SS**  
Samble sand finish

- These blades are for use with The Palisade® only
- Blades sold in sets of eight
- Additional blade options on pages 111-113



Vertical

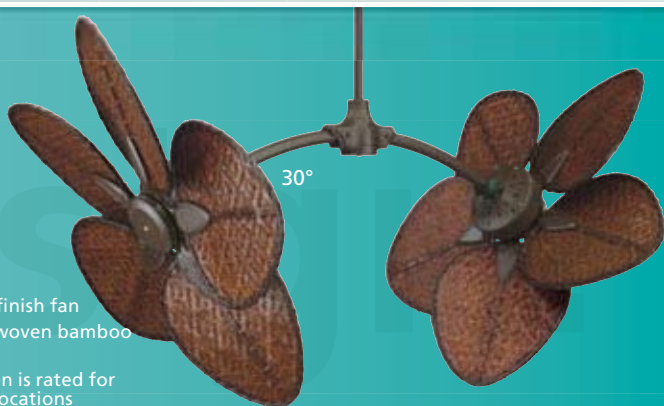
15°

30°

30°

- FP7000OB** (1) oil-rubbed bronze finish fan
- CABPW10CY** (1) 20" cherry finish all-weather composite blades
- ◀ this combination is rated for dry and damp locations

[www.fanimation.com](http://www.fanimation.com)



30°

- FP7000OB** (1) oil-rubbed bronze finish fan
- CAISD2A** (1) 18" antique finish woven bamboo wide oval blades
- ◀ this combination is rated for dry and damp locations

# FANTRON® The Carruso®




**FP7000AB** (1) antique brass finish fan assembly

**CAISP4** (1) 22" natural finish narrow oval palm blades



### C3-CA WALL CONTROL INCLUDED

- Fan only slide wall control (face plate included)
- 2 fan speeds
- 2 wire installation



**FP7000PW** (1) pewter finish fan assembly

**CAISD7A** (1) 22" antique finish standard oar bamboo blades

U.S. Pat # D 433, 118

U.S. Pat # D 450, 380

U.S. Pat # D 434, 134


- Available in antique brass and pewter finishes, damp location fan available in oil-rubbed bronze finish
- Uses a ball and bracket hanger system; ceiling slope to 30° (up to 52° with SCB1-52)
- Twin motor units have two forward and two reverse speeds to provide optional airflow directions
- Adjustable motor heads provide five angles of blade tilt ranging from vertical to 60° from vertical in 15° increments
- Blade sets sold separately (pages 111-113)
- 18° blade pitch
- 24" x 1" downrod included (longer downrods available—page 108); a shorter downrod may be used with various motor angles and blade length combinations (see specification sheet)
- Wired for multiple lighting options (lights may be assembled at center or on the ends)
- Minimum ceiling height of 12' with the provided 24" downrod and 22" palm or bamboo blade set (with vertical blade rotation)
- Minimum ceiling height of 11' using an 18" downrod and 18" palm or bamboo blade set (with vertical blade rotation)
- Remote control adaptable with SW70 receiver and C24 or C25 control, sold separately (pages 106-107)
- Patents pending
- UL LISTED

### Look for these available options:



**MULTICOMPONENT**  
MOTOR, EXTENSION POLE & BLADES

**220-VOLT**  
MOTOR AVAILABLE  
SELECT FINISHES



[www.fanimation.com](http://www.fanimation.com)

EASY ORDERING STEPS:

1 Select finish and number of sections (up to five)  
select from antique brass and black

2 Select a blade set  
see blade options on pages 113-114

3 Optional lighting available  
see lighting options on pages 102-105

# The Palmetto®



**FP602AB** (1) antique brass finish fan  
◀ two sections shown

**PMD2AAB** (6) antique finish wide oval woven bamboo blades

- Available in antique brass and black
- Versatile overall length, 10' up to 50', combine one to five sections; list catalog number FP601 for one section, FP602 for two sections, FP603 for three sections, FP604 for four sections and FP605 for five sections
- Vertical blade rotation
- 1 to 3 blade sets per 9' shaft
- Blade sets sold separately, includes 3-blade assembly and hub (pages 111-112)
- Minimum ceiling height of 12' or higher required
- Single speed fan (approximately 15 RPM)

- Not to be used in sound-sensitive areas
- 5-year motor warranty

Look for these available options:



**MULTICOMPONENT**  
MOTOR & BLADES




**220-VOLT**  
MOTOR AVAILABLE



- FP780PW** (1) pewter finish motor
- FP720PW** (5) pewter finish fan assemblies
- PUP1** (5) 22" natural palm leaf wide oval blades

[www.fanimation.com](http://www.fanimation.com)

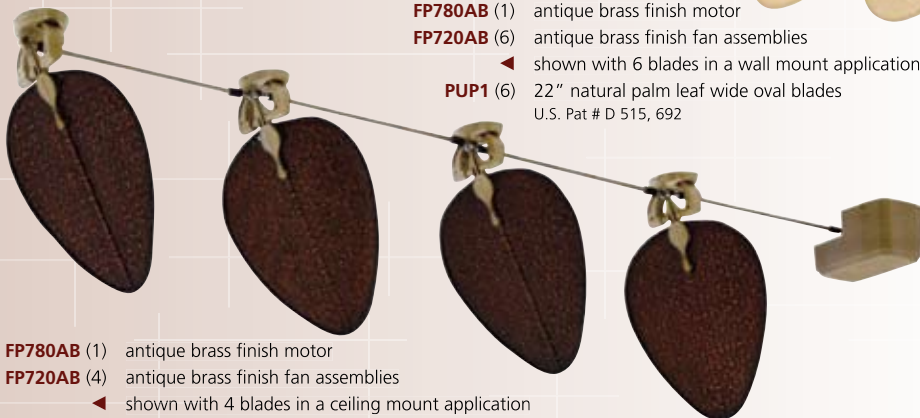


- FP780PW** (1) pewter finish motor
- FP720PW** (6) pewter finish fan assemblies  
◀ shown with 6 blades in a ceiling mount application
- PUD1A** (6) 22" antique finish wide oval woven bamboo blades

# The Punkah®



- FP780AB** (1) antique brass finish motor
- FP720AB** (6) antique brass finish fan assemblies
  - ◀ shown with 6 blades in a wall mount application
- PUP1** (6) 22" natural palm leaf wide oval blades  
U.S. Pat # D 515, 692



- FP780AB** (1) antique brass finish motor
- FP720AB** (4) antique brass finish fan assemblies
  - ◀ shown with 4 blades in a ceiling mount application
- PUD1A** (4) 22" antique finish wide oval woven bamboo blades

## EASY ORDERING STEPS:

1

### select a motor finish

select from antique brass, pewter and rust



2

### select a fan assembly

each sold separately  
one to six fan assemblies can be run on a single motor  
note the number of fan assemblies desired when ordering



3

### select a blade set

see blade options on pages 111-112



- Available in antique brass, pewter and rust finishes
- Designed to be mounted to the ceiling or the wall
- Single-speed fan
- System length can be expanded up to 24', connecting up to 6 fan assemblies to one motor
- Blades sold separately (pages 111-112)
- Not for use in sound-sensitive areas
- **UL LISTED**

Blade options sold separately:



**MULTICOMPONENT**  
MOTOR & BLADES

**220-VOLT**  
MOTOR AVAILABLE

## Deluxe Series - Wet Location

### ENERGY INFORMATION

at High Speed (Excludes Lights)

Airflow: **9,173 CFM**

Electricity Used: **97 W**

Airflow Efficiency: **94 CFM/W**



- TF970TS** (1) tortoise shell fan with all-weather composite brown blades
- ◀ fan rated for dry, damp and wet locations



- The Edgewood® series fans have earned the ENERGY STAR
- Available in tortoise shell finish with dark cherry all-weather composite blades
- Blade set included
- 16° blade pitch
- 60" blade sweep
- Wet location downrod included—1/2" diameter by 4.5" length, longer lengths available (page 108)
- Uses wet location downrod (DRW)
- Ceiling slope to 30° (up to 52° with SCK52\*\*)
- Three forward and three reverse speeds

- Optional controls sold separately (pages 106-107)
- UL LISTED

#### Look for these available options:





# The Edgewood®

## Wet Location Series

- The Edgewood® series fans have earned the ENERGY STAR
- Available in aged bronze finish with dark cherry blades, satin nickel finish with light cherry blades and white finish with white blades
- Wet location rated, all-weather composite blade set included
- 14° blade pitch
- 50" blade sweep
- Wet location downrod included — 1/2" diameter by 4.5" length, longer lengths available (page 108)
- Uses wet location downrod (DRW)
- Ceiling slope to 30° (up to 52° with SCK52\*\*)
- Optional close-to-ceiling kit available (page 109)
- Three forward and three reverse speeds
- Optional controls sold separately (pages 106-107)
- UL LISTED

Look for these available options:




### ENERGY INFORMATION

at High Speed (Excludes Lights)

Airflow: **5,570 CFM**


Electricity Used: **61 W**

Airflow Efficiency: **92 CFM/W**




TF900WH (1) white fan with white finish blades

- ◀ fan rated for dry, damp and wet locations



TF900AZ (1) aged bronze fan with dark cherry finish blades

- ◀ fan rated for dry, damp and wet locations



TF900SN (1) satin nickel fan with light cherry finish blades

- ◀ fan rated for dry, damp and wet locations

# Deluxe Series

## ENERGY INFORMATION

at High Speed (Excludes Lights)

Airflow: **7,893 CFM**

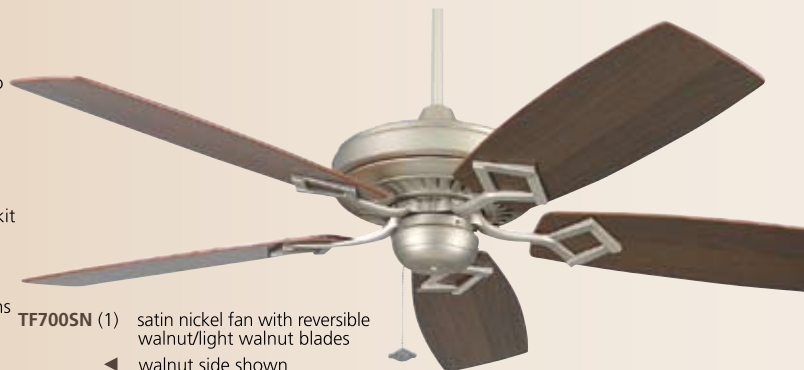
Electricity Used: **82 W**

Airflow Efficiency: **96 CFM/W**

- The Edgewood® series fans have earned the ENERGY STAR
- Available in satin nickel finish with reversible walnut/light walnut blades, tortoise shell finish with reversible walnut/light walnut blades and white finish with reversible white oak/white blades
- Reversible blade sets included
- 212 x 25 motor
- 16° blade pitch
- 60" blade sweep
- Ceiling slope to 30° (up to 52° with SCK52\*\*)
- Downrod included—1/2" diameter by 4.5" length, longer lengths available (page 108)
- Optional close-to-ceiling kit available (page 109)
- Three forward and three reverse speeds
- Fans rated for dry locations only
- Optional controls sold separately (pages 106-107)
- **UL LISTED**



**TF700TS (1)** tortoise shell fan with reversible walnut/light walnut blades  
◀ walnut side shown




**TF700SN (1)** satin nickel fan with reversible walnut/light walnut blades  
◀ walnut side shown

Look for these available options:



**UNIPACKED**  
BLADES INCLUDED

**CHANGE FOR THE BETTER WITH ENERGY STAR**



**TF700WH (1)** white fan with reversible white oak/white blades  
◀ white oak side shown

Patent pending

# The Edgewood®

## Decorative Series

- The Edgewood® series fans have earned the ENERGY STAR
- Available in satin nickel finish with reversible walnut/light walnut blades, tortoise shell finish with reversible walnut/light walnut blades and white finish with reversible white oak/white blades
- Reversible blade sets included
- 188 x 20 motor
- 14° blade pitch
- 52" blade sweep
- Ceiling slope to 30° (up to 52° with SCK52\*\*)
- Downrod included—1/2" diameter by 4.5" length, longer lengths available (page 108)
- Optional close-to-ceiling kit available (page 109)
- Three forward and three reverse speeds
- Fans rated for dry locations only
- Optional controls sold separately (pages 106-107)
- UL LISTED

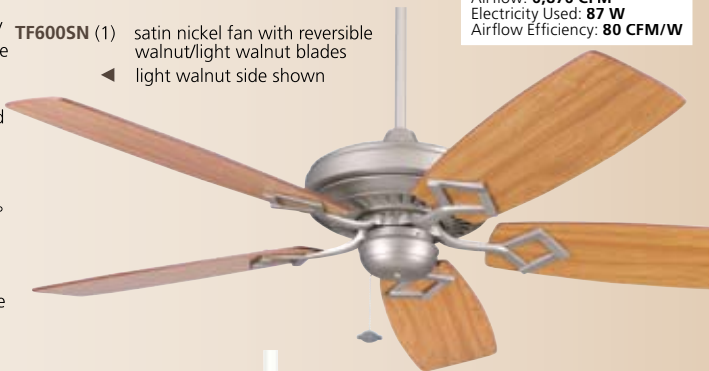
Look for these available options:



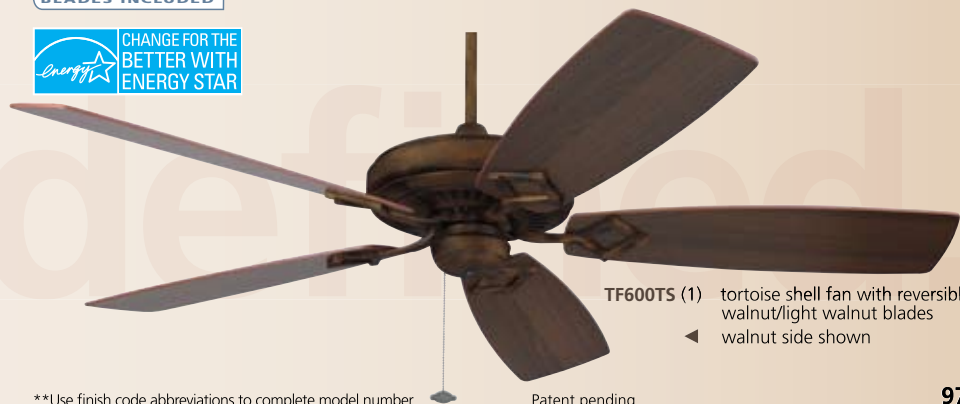
**UNIPACKED**  
BLADES INCLUDED



TF6005N (1) satin nickel fan with reversible walnut/light walnut blades  
◀ light walnut side shown



TF600WH (1) white fan with reversible white oak/white blades  
◀ white side shown



TF600TS (1) tortoise shell fan with reversible walnut/light walnut blades  
◀ walnut side shown

### ENERGY INFORMATION

at High Speed (Excludes Lights)

Airflow: **6,876 CFM**

Electricity Used: **87 W**

Airflow Efficiency: **80 CFM/W**

## BP200 Series

### ENERGY INFORMATION

at High Speed (Excludes Lights)

Airflow: **5,897 CFM**

Electricity Used: **64 W**

Airflow Efficiency: **92 CFM/W**

**BP200SN** (1) satin nickel fan with reversible cherry/walnut blades  
 ◀ walnut side showing



**BP200MW** (1) matte white fan with matte white blades

**BP200OB** (1) oil-rubbed bronze fan with reversible cherry/walnut blades  
 ◀ walnut side showing



- BP200 Series fans have earned the ENERGY STAR
- Available in oil-rubbed bronze finish with reversible cherry/walnut blades, satin nickel finish with reversible cherry/walnut blades and matte white finish with matte white blades
- 52" blade sweep
- 12° blade pitch
- Dual mount for flush mount application
- Downrod included—1/2" diameter by 4.5" length, longer lengths available (page 108)
- Ceiling slope to 30° (up to 52° with SCB52)
- Pull chain operated—three forward and three reverse speeds

- Optional controls sold separately (pages 106-107)
- UL LISTED

Look for these available options:



**UNPACKED**  
BLADES INCLUDED

**220-VOLT**  
MOTOR AVAILABLE



## BP210/215 Series

**ENERGY INFORMATION**  
 at High Speed (Excludes Lights)  
 Airflow: **5,897 CFM**  
 Electricity Used: **64 W**  
 Airflow Efficiency: **92 CFM/W**

**BP210SN** (1) satin nickel fan with reversible cherry/walnut blades  
 ◀ walnut side showing



**BP210OB** (1) oil-rubbed bronze fan with reversible cherry/walnut blades  
 ◀ walnut side showing



**BP210MW** (1) matte white fan with matte white blades in optional flush-mount configuration  
 ◀ walnut side showing



**BP215OB** (1) oil-rubbed bronze fan with reversible cherry/walnut blades  
 ◀ cherry side showing



- BP210—available in oil-rubbed bronze finish with amber glass shades and reversible cherry/walnut blades, satin nickel finish with white frosted glass shades and reversible cherry/walnut blades and matte white finish with white frosted glass shades and matte white blades
- BP215—available in oil-rubbed bronze finish with white frosted glass shades and reversible cherry/walnut blades
- 52" blade sweep
- 12° blade pitch
- Dual mount for flush mount application
- Downrod included—1/2" diameter by 4.5" length, longer lengths available (page 108)
- Ceiling slope to 30° (up to 52° with SCB52)
- Pull chain operated—three forward and three reverse speeds
- Optional controls sold separately (pages 106-107)
- UL LISTED

**Look for these available options:**



**UNIPACKED**  
 BLADES INCLUDED

**4 40-WATT**  
 LIGHT BULBS INCLUDED

## BP220/225 Series

### ENERGY INFORMATION

at High Speed (Excludes Lights)  
 Airflow: **5,897 CFM**  
 Electricity Used: **64 W**  
 Airflow Efficiency: **92 CFM/W**



**BP220SN** (1) satin nickel fan with reversible cherry/walnut blades  
 ◀ walnut side showing



**BP220OB** (1) oil-rubbed bronze fan with reversible cherry/walnut blades  
 ◀ walnut side showing



**BP220MW** (1) matte white fan with matte white blades



**BP225OB** (1) oil-rubbed bronze fan with reversible cherry/walnut blades in optional flush-mount configuration  
 ◀ walnut side showing

- BP220—available in oil-rubbed bronze finish with amber glass bowl and reversible cherry/walnut blades, satin nickel finish with white frosted bowl and reversible cherry/walnut blades and matte white finish with white frosted glass bowl and matte white blades
- BP225—available in oil-rubbed bronze finish with white frosted bowl and reversible cherry/walnut blades
- 52" blade sweep
- 12° blade pitch
- Dual mount for flush mount application
- Downrod included—1/2" diameter by 4.5" length, longer lengths available (page 108)
- Ceiling slope to 30° (up to 52° with SCB52)
- Pull chain operated—three forward and three reverse speeds
- Optional controls sold separately (pages 106-107)
- UL LISTED

#### Look for these available options:



**220-VOLT**  
MOTOR AVAILABLE

**UNPACKED**  
BLADES INCLUDED




**3 60-WATT**  
LIGHT BULBS INCLUDED

## BP230 Series

**ENERGY INFORMATION**  
at High Speed (Excludes Lights)  
Airflow: **5,850 CFM**  
Electricity Used: **64 W**  
Airflow Efficiency: **91 CFM/W**



**BP230OB** (1) oil-rubbed bronze fan with walnut finish all-weather composite blades in optional flush-mount configuration  
◀ fan is dry and damp location rated



**BP230SN** (1) satin nickel fan with cherry finish all-weather composite blades  
◀ fan is dry and damp location rated



**BP230MW** (1) matte white fan with matte white finish all-weather composite blades  
◀ fan is dry and damp location rated

- BP230 fans have earned the ENERGY STAR
- Available in oil-rubbed bronze finish with all-weather composite walnut blades, satin nickel finish with all-weather composite cherry blades and matte white finish with all-weather composite matte white blades
- 52" blade sweep
- 12° blade pitch
- Dual mount for flush mount application
- Downrod included—1/2" diameter by 4.5" length, longer lengths available (page 108)
- Ceiling slope to 30° (up to 52° with SCB52)
- Pull chain operated—three forward and three reverse speeds
- Optional controls sold separately (pages 106-107)
- UL LISTED

Look for these available options:





# FITTERS & LIGHT KITS

Look for these available options:




- Light kits and fitters for use with most Fanimation fans
- Fitter glass sold separately (page 104)
- Finishes and light bulb requirements vary
- Light bulbs not included
- Damp location rated fitters and light kits are noted with a **D** next to the finish
- **UL LISTED**



**3 60-WATT**  
LIGHT BULBS INCLUDED

**220-VOLT**  
FITTER AVAILABLE  
ALL FINISHES

- F301AB** antique brass  
**F301AZ\*** aged bronze<sup>D</sup>  
**F301SN** satin nickel  
**F301WH** white<sup>D</sup>  
 • 5" (H) x 8" (W)



**4 40-WATT**  
LIGHT BULBS INCLUDED

**220-VOLT**  
FITTER AVAILABLE  
ALL FINISHES

- F401AB\*** antique brass  
**F401OB** oil-rubbed bronze<sup>D</sup>  
**F401PW** pewter  
**F401RS** rust<sup>D</sup>  
**F401SN** satin nickel<sup>D</sup>  
**F401TS** tortoise shell<sup>D</sup>  
**F401WH** white<sup>D</sup>  
 • 3 1/2" (H) x 13" (W)



**4 40-WATT**  
LIGHT BULBS INCLUDED

- F404AB** antique brass  
**F404AZ** aged bronze<sup>D</sup>  
**F404BL** black<sup>D</sup>  
**F404MW** matte white<sup>D</sup>  
**F404OB** oil-rubbed bronze<sup>D</sup>  
**F404PW** pewter  
**F404RS** rust<sup>D</sup>  
**F404SN** satin nickel<sup>D</sup>  
**F404TS\*** tortoise shell<sup>D</sup>  
 • 5" (H) x 12" (W)



**3 40-WATT**  
LIGHT BULBS INCLUDED

**220-VOLT**  
FITTER AVAILABLE  
ALL FINISHES

- FW423AZ** aged bronze  
**FW423LT** latte  
**FW423MW** matte white  
**FW423RS** rust  
**FW423SN** satin nickel  
**FW423TB\*** textured black  
**FW423TS** tortoise shell  
**FW423WH** white  
 • Uses only glass bowls sold separately on page 103  
 • 13" (H) x 13" (W)



**3 60-WATT**  
LIGHT BULBS INCLUDED

**220-VOLT**  
FITTER AVAILABLE  
ALL FINISHES

- F423AB** antique brass  
**F423AZ** aged bronze<sup>D</sup>  
**F423BZ** bronze<sup>D</sup>  
**F423BL** black<sup>D</sup>  
**F423FI** forged iron  
**F423LT** latte<sup>D</sup>  
**F423MW** matte white<sup>D</sup>  
**F423OB** oil-rubbed bronze<sup>D</sup>  
 • 6" (H) x 6" (W)

- F423PW** pewter  
**F423RS\*** rust<sup>D</sup>  
**F423SN** satin nickel<sup>D</sup>  
**F423TB** textured black<sup>D</sup>  
**F423TS** tortoise shell<sup>D</sup>  
**F423VZ** venetian bronze  
**F423WH** white<sup>D</sup>

\* Finish shown in product image



# Lighting



**1 60-WATT**  
LIGHT BULBS INCLUDED

### LK112A

- antique finish bamboo with white frosted glass<sup>®</sup>
- 6" (H) x 10" (W)



**3 60-WATT**  
LIGHT BULBS INCLUDED

**220-VOLT**  
LIGHT KIT AVAILABLE

### LK122A

- antique finish bamboo with white frosted glass<sup>®</sup>
- 8" (H) x 13" (W)



**3 60-WATT**  
LIGHT BULBS INCLUDED

**220-VOLT**  
LIGHT KIT AVAILABLE

### LK250

- white frosted 13" bowl light kit<sup>®</sup>
- 8" (H) x 13" (W)



**3 60-WATT**  
LIGHT BULBS INCLUDED

### LK260

- amber frosted 13" bowl light kit<sup>®</sup>
- 8" (H) x 13" (W)



**3 60-WATT**  
LIGHT BULBS INCLUDED

### LK5620

- opal frosted 13" bowl light kit<sup>®</sup>
- 8" (H) x 13" (W)



**3 60-WATT**  
LIGHT BULBS INCLUDED

- LK500AB** antique brass
- LK500BL** black<sup>®</sup>
- LK500MW** matte white<sup>®</sup>
- LK500OB** oil-rubbed bronze<sup>®</sup>
- LK500PW** pewter
- LK500RS** rust<sup>®</sup>
- LK500SN\*** satin nickel<sup>®</sup>
- 10.6" (H) x 15.5" (W)



**2 60-WATT**  
LIGHT BULBS INCLUDED

**220-VOLT**  
LIGHT KIT AVAILABLE

- LKLP101AB** antique brass
- LKLP101AZ** aged bronze<sup>®</sup>
- LKLP101MW** matte white<sup>®</sup>
- LKLP101OB** oil-rubbed bronze<sup>®</sup>
- LKLP101PW** pewter
- LKLP101RS** rust<sup>®</sup>
- LKLP101SN\*** satin nickel<sup>®</sup>
- LKLP101TS** tortoise shell<sup>®</sup>
- LKLP101WH** white<sup>®</sup>
- low-profile light kit
- opal frosted glass
- pull-chain operation
- 8.5" (H) x 5.2" (W)



**2 60-WATT**  
LIGHT BULBS INCLUDED

**220-VOLT**  
LIGHT KIT AVAILABLE

- LKLP102AB** antique brass
- LKLP102AZ** aged bronze<sup>®</sup>
- LKLP102MW** matte white<sup>®</sup>
- LKLP102OB** oil-rubbed bronze<sup>®</sup>
- LKLP102PW** pewter
- LKLP102RS** rust<sup>®</sup>
- LKLP102SN\*** satin nickel<sup>®</sup>
- LKLP102TS** tortoise shell<sup>®</sup>
- LKLP102WH** white<sup>®</sup>
- low-profile light kit
- opal frosted glass
- pull-chain operation
- 8.5" (H) x 5.2" (W)



# DECORATIVE GLASS SHADES & BOWLS

- Glass and shades should be ordered based on the fitter model selected
- Small glass and shades (G200 series) for use with 2-1/4" opening fitters only; these fitters include F301, F401 and F404
- Glass bowls (G210 and G400 series) require fitters F423 and FW423
- Fabric shade S480 requires fitter F423

**SMALL GLASS AND SHADES** - For use with 2-1/4" opening fitters only; these fitters include F301, F401, F404 and Air Shadow™ FP825OB



**G100C**  
clear ribbed



**G100F**  
white frosted ribbed



**G226**  
amber/brown mosaic



**G235**  
tropical etched glass



**G239**  
hand-painted parrot



**G244**  
aged bronze/amber shade



**G250**  
amber



**G256**  
white frost

# Lighting

**GLASS BOWLS** - Should be used with Fanimation fitter FW423 for wet location applications (except S480) and with Fanimation fitter F423 for damp or indoor applications



**G210**  
tropical bowl



**G422**  
clear/frosted mosaic



**G426**  
amber/brown mosaic



**G439**  
hand-painted parrot



**G450**  
amber



**G452**  
yellow/white swirl



**G451**  
powdered amber



**G453**  
amber swirl



**G459**  
rust/cream speckled



**G456**  
white frost



**G458**  
milky white swirl



**S480**  
beige brocade  
fabric shade



# WALL CONTROLS & REMOTE CONTROLS

- Optional controls should be ordered based on the fan model selected— for specific control options see fan model spec sheet available at [www.fanimation.com](http://www.fanimation.com)
- Some fan models are sold with controls included, see fan sections for specific models
- **UL LISTED**



### C1 & C1V

- Fan only slide control
- 2-wire installation
- 3 fan speeds
- 1.25 amps max. fan load

### C2 & C2V

- Fan and light slide control
- 3-wire installation
- 3 fan speeds
- 1.25 amps max. fan load

### C3 & C3V

- Fan only two-fan slide control
- 2-wire installation
- 2 fan speeds
- 5 amps max. fan load

### C5 & C5V

- Fan only four to five-fan slide control
- 2-wire installation
- 3 fan speeds
- 5 amps max. fan load



### C21

- Reversible fan and light control
- 2-wire installation
- 3 fan speeds
- Infinite light levels

### C23

- Reversible fan and light control
- 2-wire installation
- 3 fan speeds
- Reversible
- Infinite light levels for uplight and downlight

### C25

- Non-reversing fan and light control
- Battery operated
- 3 fan speeds
- Infinite light levels

### CWRL4WH & CWRL4LA

- Non-reversing fan and light control
- 2-wire installation
- 3 fan speeds
- 1.0 amps max. fan load
- Canopy receiver unit included
- Infinite light levels up to 190 watts
- Dimmer on/off switch for use with CFL bulbs (dimmer must be turned off)
- May be used with CRL4WH



### CW1SWWW

- Fan slide control
- Toggle on/off light switch
- 3-wire installation
- 3 fan speeds
- 1.25 amps max. fan load

### C1-220

- 220v non-reversing fan only wall control
- 100-watt max. fan load

### C2-220

- 220v non-reversing fan and light wall control
- 100-watt max. fan load
- 300-watt max. light load

### C3-220

- 220v non-reversing fan only two-fan wall control
- 100-watt max. fan load

### C6-220

- 220v non-reversing fan and light wall control
- Controls two fans
- 100-watt max. fan load
- 300-watt max. light load


# FANMATION Controls

## WALL CONTROL COLORS

**WH**  
white



**LA**  
light almond



**V**  
ivory



### C4 & C4FL | C4-220

- Non-reversing fan and light remote
- 3 fan speeds
- 1.25 amps max. fan load
- Infinite light levels up to 250-watts
- Canopy receiver unit included
- C4FL is for fans with compact fluorescent light bulbs

### C20

- Reversible fan and light remote
- 3 fan speeds
- Downlight controls

### RC110

- Non-reversing fan remote
- 3 fan speeds



### C20

- Fan and light remote control
- 3 fan speeds, non-reversing
- Infinite light levels

### CRL4WH | CRL4WH-220

- Non-reversing fan and light remote
- Learn-mode canopy receiver unit for easy set up and 56,000 code settings included
- 3 fan speeds
- 1.25 amps max. fan load
- Infinite light levels up to 190 watts
- Dimmer on/off switch for use with CFL bulbs (dimmer must be turned off)
- May be used with CWRL4\*\*

### CRL8TS | CRL8TS-220

- Non-reversing touch-screen fan and light remote
- Learn-mode canopy receiver unit for easy set up and 56,000 code settings included
- 3 fan speeds
- Fan timer delay feature
- Delay light feature
- 1.0 amps max. fan load
- Infinite light levels up to 190 watts
- Dimmer on/off switch for use with CFL bulbs (dimmer must be turned off)

## SWITCH CUP/RECEIVER UNITS

- SW24\*\* for use with the FP240 Palisade® only and SW70\*\* for use with the FP7000 Caruso® only
- Must be used in conjunction with either the C24 handheld, C25 wall control or both
- Easy to assemble/install
- 3.0 amps max. load
- 360-watts max light load
- 3 fan speeds
- Infinite light levels
- Non-reversing



**SW24AB** antique brass  
**SW24OB** oil-rubbed bronze  
**SW24PW** pewter  
**SW24RS** rust (shown)

**SW70AB** antique brass  
**SW70OB** oil-rubbed bronze  
**SW70PW** pewter

- Switch cap receiver
- Fan and light control
- 2.0 amps
- 3 fan speeds
- Reversible
- For use with **The Americana®**, **The Islander®** and **The Louvre®**
- For use with C20 and/or C21 only



**SW50AB** antique brass  
**SW50BL** black  
**SW50MW** matte white  
**SW50WB** oil-rubbed bronze  
**SW50PW** pewter (shown)  
**SW50RS** rust  
**SW50SN** satin nickel

## 1/2" DOWNRODS

								
Antique brass	Aged bronze	Black	Chrome	Matte white	Oil-rubbed bronze	Pewter	Rust	Satin nickel
DR12AB	DR12AZ	DR12BL	DR12CH	DR12MW	DR12OB	DR12PW	DR12RS	DR12SN
DR18AB	DR18AZ	DR18BL	DR18CH	DR18MW	DR18OB	DR18PW	DR18RS	DR18SN
DR24AB	DR24AZ	DR24BL	DR24CH	DR24MW	DR24OB	DR24PW	DR24RS	DR24SN
DR36AB	DR36AZ	DR36BL	DR36CH	DR36MW	DR36OB	DR36PW	DR36RS	DR36SN
DR48AB	DR48AZ	DR48BL	DR48CH	DR48MW	DR48OB	DR48PW	DR48RS	DR48SN
DR60AB	DR60AZ	DR60BL	DR60CH	DR60MW	DR60OB	DR60PW	DR60RS	DR60SN
DR72AB	DR72AZ	DR72BL	DR72CH	DR72MW	DR72OB	DR72PW	DR72RS	DR72SN

## 1" DOWNRODS

								
Tortoise shell	White	Antique brass	Bronze	Chrome	Dark smoke	Forged iron	Mahogany	Metro gray
DR12TS	DR12WH	DR1-6AB	DR1-3.5BZ	DR1-12CH	DR1-3.5DS	DR1-12FI	DR1-3.5MH	DR1-12MG
DR18TS	DR18WH	DR1-12AB	DR1-12BZ	DR1-18CH	DR1-12DS	DR1-18FI	DR1-12MH	DR1-18MG
DR24TS	DR24WH	DR1-18AB	DR1-18BZ	DR1-24CH	DR1-18DS	DR1-24FI	DR1-18MH	DR1-24MG
DR36TS	DR36WH	DR1-24AB	DR1-24BZ	DR1-36CH	DR1-24DS	DR1-36FI	DR1-24MH	DR1-36MG
DR48TS	DR48WH	DR1-36AB	DR1-36BZ	DR1-48CH	DR1-36DS	DR1-48FI	DR1-36MH	DR1-48MG
DR60TS	DR60WH	DR1-48AB	DR1-48BZ	DR1-60CH	DR1-48DS	DR1-60FI	DR1-48MH	DR1-60MG
DR72TS	DR72WH	DR1-60AB	DR1-60BZ	DR1-72CH	DR1-60DS	DR1-72FI	DR1-60MH	DR1-72MG
		DR1-72AB	DR1-72BZ	DR1-72CH	DR1-72DS		DR1-72MH	DR1-72MG

								
Matte white	Oil-rubbed bronze	Pewter	Pewter (damp)	Red/blue	Rust	Sedona beige	Satin nickel	Venetian bronze
DR1-12MW	DR1-12OB	DR1-12PW	DR1-12PWW	DR1-12RB	DR1-12RS	DR1-12SB	DR1-12SN	DR1-12VZ
DR1-18MW	DR1-18OB	DR1-18PW	DR1-18PWW	DR1-18RB	DR1-18RS	DR1-18SB	DR1-18SN	DR1-18VZ
DR1-24MW	DR1-24OB	DR1-24PW	DR1-24PWW	DR1-24RB	DR1-24RS	DR1-24SB	DR1-24SN	DR1-24VZ
DR1-36MW	DR1-36OB	DR1-36PW	DR1-36PWW	DR1-36RB	DR1-36RS	DR1-36SB	DR1-36SN	DR1-36VZ
DR1-48MW	DR1-48OB	DR1-48PW	DR1-48PWW	DR1-48RB	DR1-48RS	DR1-48SB	DR1-48SN	DR1-48VZ
DR1-60MW	DR1-60OB	DR1-60PW	DR1-60PWW	DR1-60RB	DR1-60RS	DR1-60SB	DR1-60SN	DR1-60VZ
DR1-72MW	DR1-72OB	DR1-72PW	DR1-72PWW	DR1-72RB	DR1-72RS	DR1-72SB	DR1-72SN	DR1-72VZ

## WET LOCATION DOWNRODS

If joining two downrods for longer length with a downrod coupler, couple wet location downrod with standard downrod. Standard downrod should be ordered DR\_\*\*\* where \_ equals length and \*\* corresponds to finish (i.e. DR12LT for 12" latte finish downrod).

						
Aged bronze	Latte	Matte white	Satin nickel	Textured black	Tortoise shell	White
DRW12AZ	DRW12LT	DRW12MW	DRW12SN	DRW12TB	DRW12TS	DRW12WH
DRW18AZ	DRW18LT	DRW18MW	DRW18SN	DRW18TB	DRW18TS	DRW18WH
DRW24AZ	DRW24LT	DRW24MW	DRW24SN	DRW24TB	DRW24TS	DRW24WH
DRW36AZ	DRW36LT	DRW36MW	DRW36SN	DRW36TB	DRW36TS	DRW36WH
DRW48AZ	DRW48LT	DRW48MW	DRW48SN	DRW48TB	DRW48TS	DRW48WH
DRW60AZ	DRW60LT	DRW60MW	DRW60SN	DRW60TB	DRW60TS	DRW60WH
DRW72AZ	DRW72LT	DRW72MW	DRW72SN	DRW72TB	DRW72TS	DRW72WH

# Downrods & Accessories

## DOWNROD COUPLERS



- Joins two downrods together for extended lengths

## 1/2" COUPLERS

<b>DRCPAB</b>	antique brass
<b>DRCPAZ</b>	aged bronze
<b>DRCPBL</b>	black
<b>DRCPCB</b>	chrome
<b>DRCPLT</b>	latte
<b>DRCPMW</b>	matte white
<b>DRCPOB</b>	oil-rubbed bronze

## 1" COUPLERS

<b>DR1-CPAB</b>	antique brass
<b>DR1-CPBZ</b>	bronze
<b>DR1-CPCH</b>	chrome
<b>DR1-CPDS</b>	dark smoke
<b>DR1-CPFI</b>	forged iron
<b>DR1-CPMH</b>	mahogany
<b>DR1-CPMG</b>	metro gray
<b>DR1-CPMW</b>	matte white

<b>DRCPPW</b>	pewter (shown)
<b>DRCPRS</b>	rust
<b>DRCPSN</b>	satin nickel
<b>DRCPTB</b>	textured black
<b>DRCPTS</b>	tortoise shell
<b>DRCPWH</b>	white

<b>DR1-CPOB</b>	oil-rubbed bronze
<b>DR1-CPPW</b>	pewter (shown)
<b>DR1-CPRB</b>	red/blue
<b>DR1-CPRS</b>	rust
<b>DR1-CPSB</b>	sedona beige
<b>DR1-CPSN</b>	satin nickel
<b>DR1-CPVZ</b>	venetian bronze

## EXTENSION POLES



Antique brass

**EP24AB**  
**EP30AB**  
**EP36AB**  
**EP48AB**  
**EP60AB**  
**EP72AB**



Oil-rubbed bronze

**EP24OB**  
**EP30OB**  
**EP36OB**  
**EP48OB**  
**EP60OB**  
**EP72OB**



Pewter

**EP24PW**  
**EP30PW**  
**EP36PW**  
**EP48PW**  
**EP60PW**  
**EP72PW**



Rust

**EP24RS**  
**EP30RS**  
**EP36RS**  
**EP48RS**  
**EP60RS**  
**EP72RS**

Extension poles are designed for use with The Palisade® fan only

## EXTENSION POLE COUPLER

- Joins two extension poles together for extended lengths
- For use with The Palisade® only



<b>EPCPAB</b>	antique brass
<b>EPCPOB</b>	oil-rubbed bronze
<b>EPCPPW</b>	pewter
<b>EPCPRS</b>	rust

## CLOSE-TO-CEILING KIT



- 4.6" (H) x 8" (DIA.)
- Not for use with FK2100 motor fans
- Damp finishes are noted with a <sup>Ⓟ</sup>

<b>CCK8002AB</b>	antique brass
<b>CCK8002AZ</b>	aged bronze <sup>Ⓟ</sup>
<b>CCK8002BZ</b>	bronze <sup>Ⓟ</sup>
<b>CCK8002DS</b>	dark smoke <sup>Ⓟ</sup>
<b>CCK8002MH</b>	mahogany <sup>Ⓟ</sup>
<b>CCK8002MW</b>	matte white <sup>Ⓟ</sup>
<b>CCK8002OB</b>	oil-rubbed bronze <sup>Ⓟ</sup>
<b>CCK8002PW</b>	pewter
<b>CCK8002RS</b>	rust <sup>Ⓟ</sup>
<b>CCK8002SB</b>	sedona beige
<b>CCK8002SN</b>	satin nickel <sup>Ⓟ</sup>
<b>CCK8002TS</b>	tortoise shell <sup>Ⓟ</sup>
<b>CCK8002WH</b>	white <sup>Ⓟ</sup>

## TROPICAL DOWNROD SLEEVE

### DRS24TR

- For use with:
  - The Belleria™
  - The Islander®
  - Louvre®
  - Sandella®
  - Trentini®
  - The Palisade®
- 16" tall
- Requires minimum 24" downrod or extension pole



## SLOPED CEILING KIT

For use with fans purchased AFTER JUNE 2004

**SCB52** For use with 1/2" dia. downrods  
**SCB1-52** For use with 1" dia. downrods

- Includes black hanger ball
- For use with Fanimation fans purchased **after june 2004**
- Hanger ball works with current Fanimation canopy and hanger bracket
- Allows for ceiling slope up to 52°



U.S. Pat # 7, 080, 813

\*\*Use finish code abbreviations to complete model number

For use with fans purchased PRIOR to JUNE 2004

**SCK52\*\*** For use with 1/2" dia. downrods

- Sloped ceiling kit shown in pewter finish; also available in antique brass, black, matte white, pewter, rust and satin nickel
- Includes black hanger ball
- For use with Fanimation fans purchased **prior to june 2004**
- Hanger ball works with current Fanimation canopy and hanger bracket
- Allows for ceiling slope up to 52°





# BLADES & ACCESSORIES

WOOD BLADES - *rated for dry locations only*

## CARVED WOOD

- For use with The Americana®, The Bourbon Street®, The Islander®, The Louvre®, The Sandella® and The Windpointe® four-blade series

- Sold in sets of four
- Requires BH20 blade holder (except The Windpointe®)



**B4000CA**  
Cairo purple/  
adirondack pine finish  
(U.S. Pat # D488,228)



**B4010CP**  
Cairo purple  
finish  
(U.S. Pat # D517,685)



**B4020SS**  
Sambel sand  
finish  
(U.S. Pat # D517,200)



**B4040CP**  
Cairo purple  
finish



**B4060CP**  
Cairo purple  
finish

## STANDARD WOOD

- For use with The Americana® and The Bourbon Street® **only**
- Sold in sets of five



**FP1018**  
Reversible oak/walnut  
finish

## CARVED WOOD BLADE HOLDERS

- For use with Fanimation carved wood blades shown above
- Blades and blade holders sold separately in sets of four



**BH20AB**  
Antique  
brass



**BH20BL**  
Black



**BH20MW**  
Matte  
white



**BH20OB**  
Oil-rubbed  
bronze



**BH20PW**  
Pewter



**BH20RS**  
Rust



**BH20SN**  
Satin  
Nickel

## CURVED WOOD

- For use with The Belleria®, The Islander®, The Louvre®, The Sandella®, The Torrento® and The Windpointe® five-blade series

- Sold in sets of five
- Uses traditional blade holders



**B6030CY**  
30" Cherry  
finish



**B6030MH**  
30" Mahogany  
finish



**B6030MP**  
30" Maple  
finish



**B6030TK**  
30" Teak  
finish



**B6000CY**  
36" Cherry  
finish



**B6000MH**  
36" Mahogany  
finish



**B6000MP**  
36" Maple  
finish



**B6000TK**  
36" Teak  
finish



# Blades

## WOVEN BAMBOO- rated for dry and damp locations

- For use with:
  - The Americana®
  - The Belleria®
  - The Bourbon Street®
  - \*The Brewmaster®
  - \*The Caruso®
  - The Islander®
  - The Louvre®
  - \*The Palisade®
  - \*The Palmetto®
  - \*The Punkah®
  - The Sandella®
  - The Torrento® and The Windpointe®
- Sold in sets of five—except The Palisade® (8) and The Caruso® (10)

\* Where part number is listed



**ISD1A**

- Antique finish woven bamboo wide oval
- 22" length
- The Palisade® - **PAD1A**
- The Punkah® - **PUD1A**

(U.S. Pat # D450, 380)



**ISD2A**

- Antique finish woven bamboo wide oval
- 18" length
- The Caruso® - **CAISD2A**
- The Palisade® - **PAD2A**
- The Palmetto® - **PMD2A\*\***
- The Punkah® - **PUD2A**

(U.S. Pat # D450, 380)



**ISD4A**

- Antique finish woven bamboo narrow oval
- 22" length
- The Brewmaster® - **BMD4A**
- The Caruso® - **CAISD4A**

(U.S. Pat # D437, 406)



**CAISD5A**

- Antique finish woven bamboo narrow oval
- 18" length
- Sold in sets of 10
- **THE CARUSO® ONLY**

(U.S. Pat # D437, 406)



**ISD7A**

- Antique finish woven standard oar
- 22" length
- The Caruso® - **CAISD7A**

(U.S. Pat # D434, 134)



**FP320AB (1) ISD1A (1)** antique brass finish fan

22" antique finish woven bamboo wide oval blades



**ISD1C**

- Clear finish woven bamboo wide oval
- 22" length
- The Palisade® - **PAD1C**
- The Punkah® - **PUD1C**

(U.S. Pat # D450,380)



**ISD4C**

- Clear finish woven bamboo narrow oval
- 22" length
- The Caruso® - **CAISD4C**

(U.S. Pat # D437, 406)



**ISD7C**

- Clear finish woven bamboo standard oar
- 22" length

(U.S. Pat # D434, 134)



# BLADES & ACCESSORIES

## NATURAL PALM - rated for dry locations only

- For use with:  
The Americana®  
The Belleria®  
The Bourbon Street®  
\*The Brewmaster®  
\*The Caruso®  
The Islander®  
Louvre®  
\*The Palisade®  
\*The Palmetto®  
\*The Punkah®  
Sandella®  
The Torrento®  
The Windpointe®  
five-blade series



### ISP1

- Natural palm leaf wide oval
- 22" length
- The Brewmaster® - **BMP1**
- The Palisade® - **PAP1**
- The Punkah® - **PUP1**

(U.S. TM Reg # 2,812,018)



### ISP4

- Natural palm leaf narrow oval
- 22" length
- The Caruso® - **CAISP4**

(U.S. Pat # D433,118)



### ISP2

- Natural palm leaf wide oval
- 18" length
- The Caruso® - **CAISP2**
- The Palisade® - **PAP2**
- The Palmetto® - **PMP2\*\***
- The Punkah® - **PUP2**

(U.S. TM Reg # 2,812,018)



### ISP5

- Natural palm leaf narrow oval
- 18" length


(U.S. Pat # D433,118)



### ISP1RB

- Red/brown palm leaf wide oval
- 22" length
- The Palisade® - **PAP1RB**
- The Punkah® - **PUP1RB**

(U.S. TM Reg # 2,812,018)



### ISP4RB

- Red/brown palm leaf narrow oval
- 22" length
- The Caruso® - **CAISP4RB**

(U.S. Pat # D433,118)

## ALL-WEATHER COMPOSITE BLADES - rated for dry, damp and wet locations

- For use with:  
The Belleria®  
The Bourbon Street®  
\*The Caruso®  
The Islander®  
Louvre®  
\*The Palisade®  
Sandella®  
The Torrento®  
The Windpointe®  
five-blade series

- Sold in sets of five—except  
The Palisade® (8) and  
The Caruso® (10)

- \* Where part number is listed



### BPP1

- Composite palm wide oval natural finish
- 22" length

(U.S. TM Reg # 2,812,018)



### BPP4

- Composite palm narrow oval natural finish
- The Caruso® - **CABPP4**
- 22" length

(U.S. Pat # D433,118)



### BPP1BR

- Composite palm wide oval brown finish
- 22" length

(U.S. TM Reg # 2,812,018)

# Blades

## ALL-WEATHER COMPOSITE BLADES (continued)



### BPP4BR

- Composite palm narrow oval brown/red finish
- 22" length
- The Caruso® - CABPP4BR  
(U.S. Pat # D433,118)



### BPP4GR

- Composite palm narrow oval green finish
- 22" length
- The Caruso® - CABPP4GR  
(U.S. Pat # D433,118)



### BPW10CY

- Composite cherry finish
- 20.5" length
- The Caruso® - CABPW10CY



### BPW20CY

- Composite cherry finish
- 20" length



### BPW20MH

- Composite mahogany finish
- 20" length



### BPW20TK

- Composite teak finish
- 20" length



### BPD1A

- Composite woven bamboo wide oval antique finish
- 22" length
- The Palisade® PABPD1A  
(U.S. Pat # D450,380)



### CABPD2A

- Composite woven bamboo wide oval antique finish
- 18" length
- Sold in sets of 10
- **THE CARUSO® ONLY**  
(U.S. Pat # D450,380)



### BPD4A

- Composite woven bamboo narrow oval antique finish
- 22" length
- The Caruso® - CABPD4A  
(U.S. Pat # D437,406)



### BPD5A

- Composite woven bamboo narrow oval antique finish
- 18" length
- The Caruso® - CABPD5A



### BPD4BL

- Composite woven bamboo narrow oval black finish
- 22" length  
(U.S. Pat # D437,406)



### BPD4MW

- Composite woven bamboo narrow oval matte white finish
- 22" length  
(U.S. Pat # D437,406)



**FP7000OB** (1) oil-rubbed bronze finish fan  
 ◀ fan is damp location rated

**CABPP4BR** (1) 22" brown/red finish all-weather composite palm blades  
 ◀ blades are damp location rated



10983 Bennett Parkway  
Zionsville, IN 46077



Follow us on:  
**Twitter**

<http://twitter.com/fanimation>



Find us on:  
**facebook®**

<http://www.facebook.com/fanimation>



Visit [www.fanimation.com](http://www.fanimation.com)  
for the complete line of  
fans, blades, accessories and  
lighting options

Customer service:  
Toll-free 888-567-2055  
Outside the US 317-733-4113  
Toll-free 866-482-5215 fax



Member of the American  
Lighting Association



©2010 Fanimation, Inc.  
Products are subject to change.

LTMINI  
March 2010