

# Lamps & Accessories



*Lighting*

that defines your style™



# Artistry & Quality

Your style is defined by colors, textures, shapes and trends. It's a look as much as a feel. And it's waiting for your personal expression with Kichler Lamps & Accessories.

A blending of all the things you crave. A balance of all the things you need. Simple. Spectacular.

Sophisticated. Casual.

The possibilities are endless.



## What's Inside?

Today's homes vary as much as the people who live in them. Different tastes, lifestyles, inspirations and budgets all influence the way we live and the way we decorate. But there's at least one need shared by all: stylish, functional lighting.



## Contents

- 04 Visual Index
- 06 Collage
- 86 New Traditions
- 138 Urban Traditions
- 170 Outdoors
- 174 Mirrors
- 177 Index / Legend

# Visual Index

## COLLAGE™ ..... 6

- American Paisley™ ..... 24
- Art Glass ..... 83-85
- Bamboo ..... 76
- Blackburn™ ..... 30-33
- Burnished Copper Finish... 60-63
- Canyon Taupe ..... 56
- Champagne Mist..... 57
- Collage..... 74
- Color Block..... 18-21
- Conifer ..... 50
- Dakota Ridge™ ..... 48
- Eloquence ..... 66
- Flourish™ ..... 78
- Hand-Painted Porcelain ..... 9
- High Country™ ..... 52
- Kendale™ ..... 40
- Kent™ ..... 51
- Larissa™ ..... 44
- Lincoln Bronze Finish ..... 54
- Magdalena™ ..... 42
- Malcolm ..... 26
- Meet the Girls™ ..... 68-73
- Missoula™ ..... 46
- Mixed Media..... 64
- Nature's Glow™ ..... 22
- Pomeroy..... 58
- Sedona Bronze™ Finish ..... 55
- Tannery Bronze® Finish ..... 55
- The Woodlands..... 10-13
- Tonbo™ ..... 14-17
- Tranquility ..... 80
- Tremont ..... 28
- Tulum ..... 82
- Twigs..... 8
- Venezia™ ..... 36-39
- Warm Chestnut Finish..... 34
- Woodbury..... 81

## NEW TRADITIONS..... 86

- Antique Nickel Finish..... 120
- Blaine..... 134
- Brass Finish..... 116
- Brushed Nickel Finish..... 126
- Caravaggio II..... 102
- Chalmette™ ..... 108
- Cheswick™ ..... 100
- Classic Antique Brass..... 112
- Clayton™ ..... 92-94
- Francesca ..... 104
- French Bronze Finish..... 96
- Functional ..... 136
- Glass and Crystal..... 122
- Kirketon..... 90
- New Traditions..... 118, 124, 130-133
- Patina Brass™ Finish ..... 98
- Ponchartrain..... 128
- Pressick™ ..... 88
- Prussia™ ..... 106
- Raya™ ..... 110
- Seneca..... 95
- Westminster Brass Finish.. 114

## URBAN TRADITIONS 138

- Blackened Silver Finish.... 166
- Blackened Wire..... 168
- Bronze Crackle Finish..... 147
- Brushed Nickel Finish..... 150
- Ceramic ..... 141
- Comma™ ..... 146
- Concentrix™ ..... 157
- Geometric..... 142-144
- Mirada™ ..... 152
- Nakuru™ ..... 158
- Nickel Finish..... 149
- Porcelain ..... 160-165
- Swirl ..... 145
- Tacoma..... 140
- Tristan™ ..... 148
- Urbana™ ..... 154-156

## OUTDOOR..... 170

- Outdoor..... 170-173

- Mirrors ..... 174-176
- Legend..... 177
- Index..... 178



						
Flourish™ 78-79	Francesca 104-105	French Bronze Finish 96-97	Functional 136-137	Geometric 142-144	Glass and Crystal 122-123	Hand-Painted Porcelain 9
						
High Country™ 52-53	Kendale™ 40-41	Kent™ 51	Kirketon 90-91	Larissa™ 44-45	Lincoln Bronze Finish 54	Magdalena™ 42-43
						
Malcolm 26-27	Meet the Girls™ 68-73	Mirada™ 152-153	Mirrors 174-176	Missoula™ 46-47	Mixed Media 64-65	Nakuru™ 158-159
						
Nature's Glow™ 22-23	New Traditions 118, 124, 130-133	Nickel 149	Outdoor 170-173	Patina Brass™ Finish 98-99	Pomeroy 58-59	Ponchartrain 128-129
						
Porcelain 160-165	Pressick™ 88-89	Prussia™ 106-107	Raya™ 110-111	Seneca 95	Sedona Bronze™ Finish 55	Swirl 145
						
Tacoma 140	Tannery Bronze® Finish 55	The Woodlands 10-13	Tonbo™ 14-17	Tranquility™ 80	Tremont 28-29	Tristan™ 148
						
Tulum 82	Twigs 8	Urbana™ 154-156	Venezia™ 36-39	Warm Chestnut Finish 34-35	Westminster Brass Finish 114-115	Woodbury 81



# Collage™

Think it's impossible to combine the unexpected in uncommon ways – and still achieve unrivaled design results? Think Collage. It's a little bit eclectic, a little bit transitional and very expressive. From fancy feminine flourishes to natural, masculine silhouettes – there's a little bit of something for every style.

# Twigs



**70721**  
Table Lamp  
Hgt. 26"  
White Wash Finish  
Shade: 12" x 15-1/2" x 10-1/2"  
Oatmeal Linen Hard Back  
3-Way Turn Switch  
150-W.



**74232**  
Floor Lamp  
White Wash Finish  
Hgt. 61"  
Shade: 13-1/2" x 17" x 12"  
Oatmeal Linen Hard Back  
3-Way Turn Switch  
150-W.



# Hand-Painted Porcelain



**70719**  
**Margo Table Lamp**  
 Hand-Painted Pierced  
 Porcelain Pearl Finish  
 Hgt. 22-1/2"  
 Shade: 17" x 17-1/2" x 10"  
 Champagne Painted Hard Back  
 3-Way Turn Switch  
 150-W.



**70718**  
**Floyd Table Lamp**  
 Hand-Painted Porcelain  
 Hgt. 30-1/2"  
 Shade: 17" x 18" x 11"  
 Cream Painted Hard Back  
 3-Way Turn Switch  
 150-W.



**70722**  
**Ebony Flourish  
 Table Lamp**  
 Matte Black Porcelain  
 w/ Glossy Flourish Pattern  
 Hgt. 25"  
 Shade: 15" x 16" x 10"  
 White Hard Back  
 3-Way Turn Switch  
 150-W.

# The Woodlands

Enhance the indoors with an outdoor flair. These hand-painted pieces mix reverse painted glass, porcelain and wood for a truly unique addition to your outdoor-inspired room.



**70685**  
Table Lamp  
Reverse Painted Glass  
w/ Wood Trim  
Hgt. 29-1/2"  
Shade: 13" x 18" x 11"  
Blonde Suede Hard Back  
3-Way Turn Switch  
150-W.



**74226**  
Floor Lamp  
Hand-Painted Wood Finish  
Hgt. 61-1/2"  
Shade: 14" x 19" x 12"  
Blonde Suede Hard Back  
3-Way Turn Switch  
150-W.



**70690**  
 Table Lamp  
 Hand-Painted Porcelain  
 Hgt. 27"  
 Shade: 8" x 17" X 12" x 18" X 11"  
 Linen Hard Back  
 3-Way Turn Switch  
 150-W.



**70688**  
 Gray Goose Table Lamp  
 Graphite and Silver Leaf Finish  
 Hgt. 26"  
 Shade: 12-1/2" x 18-1/2" x 11"  
 Bisque Oval Hard Back  
 3-Way Turn Switch  
 150-W.



**78115**  
 Beveled Mirror  
 Hand-Painted Wood Finish  
 Wd. 24", Hgt. 48"

# The Woodlands



**70283**  
Table Lamp  
w/ Illuminated Lantern  
Bronze Finish  
Hgt. 29"  
Shade: 6" x 12-1/2" x 11"  
Oyster Square Soft Back  
2 Circuit On-Off Switch  
100-W. and 7-W. Candelabra



**70284**  
Table Lamp  
Brown Bark Finish  
Hgt. 32-1/2"  
Shade: 11" x 15" x 11"  
Off-White Textured Hard Back  
3-Way Turn Switch  
150-W.



**70599**  
Table Lamp  
Bronze Finish w/  
Champagne Water Glass  
Hgt. 33"  
Shade: 14" x 18" x 12"  
Light Champagne Soft Back  
3-Way Turn Switch  
150-W.



**2633 BH**  
**Inverted Pendant**  
 Buckhorn™ Finish and Citrine Glass  
 Satin-Etched Glass Glare Shield  
 5-Lt. 100-W. Max. (M)  
 D. 24", B. Hgt. 31", Ovrll. 105",  
 Extra Lead Wire 44". 6' of Chain.  
 Add. chain order 2996 BH.  
 U.S. Patent Pending.



**70282**  
**Table Lamp**  
 Brown Bark Finish  
 Hgt. 29-1/2"  
 Shade: 9" x 11" x 10"  
 Light Caramel Soft Back  
 3-Way Turn Switch  
 100-W.



**74138**  
**Floor Lamp**  
 Brown Bark Finish  
 Hgt. 59"  
 Shade: 11" x 14" x 11"  
 Light Caramel Soft Back  
 3-Way Turn Switch  
 150-W.



Here. There. Everywhere. There's just no place like home for these antiqued, hand-painted accents that artfully add an exotic flavor to any decor. Invite the outside in and welcome dragonflies and butterflies to flutter and flit around the room.



**78095**  
Set of Two  
Wall Panels  
Hand-Painted Iron and  
Wood Frame w/ Cast  
Resin Inset  
Square 23-1/2"



**70580**  
Table Lamp  
Hand-Painted Porcelain  
Hgt. 27-1/2"  
Shade: 8" x 17" X 12" x 18" X 11"  
Light Caramel Oval Hard Back  
3-Way Turn Switch  
150-W.



**78099**  
Desert Gold Beveled Mirror  
Hand-Painted Wood  
Wd. 24", Hgt. 36"



**78098**  
Desert Gold Jar w/ Lid  
Hand-Painted Porcelain  
D. 12", Hgt. 9"



**74209**  
Floor Lamp  
Hand-Painted Wood  
Hgt. 63"  
Shade: 7-1/2" x 18" x 13"  
Light Caramel Soft Back  
3-Way Turn Switch  
150-W.





**78105**  
 Butterfly Charger  
 w/ Stand  
 Hand-Painted Cast Resin  
 Wd. 18"  
 Ovrll. Hgt. 21"



**78104**  
 Dragonfly Charger  
 w/ Stand  
 Hand-Painted Cast Resin  
 Wd. 18"  
 Ovrll. Hgt. 21"



**78018**  
 Oval Tray  
 Hand-Painted Wood  
 Lgth. 24-1/2", Wd. 16-1/2", Hgt. 3"

# Color Block



Come one, come all to an out-of-the-box celebration of color and shine that's anything but square. Block out your favorite spot in any room for these hand-painted wood and porcelain must-haves.



**70608**  
 Table Lamp  
 Hand-Painted Porcelain  
 Hgt. 34"  
 Shade: 15" x 18" x 13"  
 Cream Pleated Soft Back  
 3-Way Turn Switch  
 150-W.



**78086**  
 Beveled Mirror  
 Hand-Painted Wood  
 Wd. 28", Hgt. 36"



**70570**  
 Table Lamp  
 Hand-Painted Porcelain  
 Hgt. 25-1/2"  
 Shade: 13" x 18" x 11"  
 Light Caramel Hard Back  
 3-Way Turn Switch  
 150-W.

# Color Block



**78096**  
Decorative Vase  
Hand-Painted Porcelain  
D. 9-1/2", Hgt. 21"



**78097**  
Decorative Vase  
Hand-Painted Porcelain  
D. 9", Hgt. 18"



**70571**  
Table Lamp  
Hand-Painted Porcelain  
Hgt. 32-1/2"  
Shade: 15" x 18" x 13"  
Light Caramel Hard Back  
3-Way Turn Switch  
150-W.



**78090**  
Decorative Tray  
Hand-Painted Wood  
Wd. 16", Lgth. 24", Hgt. 2"



**78089**  
Set of Three Vases  
Hand-Painted Porcelain  
Hgt. 16", Hgt. 14", Hgt. 12"



**74206**  
Floor Lamp  
Hand-Painted Wood  
Hgt. 61"  
Shade: 7" x 19" x 13"  
Light Caramel Hard Back  
3-Way Turn Switch  
150-W.



**78088**  
Decorative Bowl w/ Stand  
Hand-Painted Porcelain  
Hgt. 7-1/2", D. 14"

# Nature's Glow™


Experience the richness of copper, silver and gold in an unexpected harmony of metallic luster. Your guests won't be able to ignore the hand-painted porcelain that commands attention. Another glowing example of earthly beauty.




**70696**  
Table Lamp  
Hand-Painted Porcelain  
Hgt. 30"  
Shade: 16" x 17" x 10"  
Henna Hard Back  
3-Way Turn Switch  
150-W.



**70687**  
**Table Lamp**  
 Hand-Painted Porcelain  
 Hgt. 26 1/2"  
 Shade: 15" x 16" x 10"  
 Antique Metallic Silver Hard Back  
 3-Way Turn Switch  
 150-W.



**78113**  
**Set of Two Mirrors**  
 Antique Metallic Silver Finish  
 Sq. 22"



**78112**  
**Set of Three Porcelain Vases**  
 Antique Metallic Silver Finish, Hgt. 16"  
 Antique Metallic Gold Finish, Hgt. 14"  
 Antique Metallic Copper Finish, Hgt. 12"

# American Paisley™

Paisley—deep rooted in tradition, this historically Persian pattern is enjoying a modern resurgence. Reverse painted glass and hand-painted wood couple with rich earthy colors for a uniquely American approach to one of the most recognizable patterns in the world.



**70697**  
Console Lamp  
Reverse Painted Glass Finish  
w/ Wood Trim  
Hgt. 40"  
Shade: 7" Sq. x 13" Sq. x 12"  
Light Nutmeg Hard Back  
3-Way Turn Switch  
100-W.





**78114**  
 Set of Four Mirrors  
 Hand-Painted Finish, Coordinates  
 w/ American Paisley™ Lamps  
 Sq. 12-1/2"



**70689**  
 Table Lamp  
 Reverse Painted Glass Finish  
 w/ Wood Trim  
 Hgt. 27-1/2"  
 Shade: 7" Sq. x 15" Sq. x 12"  
 Light Nutmeg Hard Back  
 3-Way Turn Switch  
 150-W.



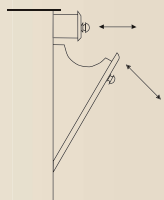
**74225**  
 Floor Lamp  
 Hand-Painted Finish  
 Hgt. 62-1/2"  
 Shade: 7" Sq. x 16" Sq. x 12-1/2"  
 Light Nutmeg Hard Back  
 3-Way Turn Switch  
 150-W.

# Malcolm

Welcome back plaid in a most colorful and ever so functional way. Leave it to Kichler to put a twist on these classic, hand-painted newcomers that let you see, store and light your way to comfortable surroundings.



**74116**  
 Table with Lamp  
 Hand-Painted Finish  
 w/ Black Tassel  
 Hgt. 56-1/2"  
 Shade: 8" x 10" X 14" x 19" X 11"  
 Beige Linen Hard Back  
 w/ Black Cord Trim  
 3-Way Turn Switch  
 150-W.



One Drawer And One  
 Pull Out Storage Bin



**70662**  
 Table Lamp  
 Hand-Painted Finish  
 on Porcelain  
 Hgt. 29"  
 Shade: 14" x 16" x 9-1/2"  
 Beige Linen Hard Back  
 w/ Black Cord Trim  
 3-Way Turn Switch  
 150-W.

**78035**  
 Beveled Mirror  
 Hand-Painted Finish  
 Wd. 24", Hgt. 36"



**78038**  
 Decorative Vase  
 Hand-Painted Finish  
 on Porcelain  
 D. 6-1/2", Hgt. 16"



**78037**  
 Decorative Vase  
 Hand-Painted Finish  
 on Porcelain  
 D. 7-1/2", Hgt. 18"



# Tremont



**70602**  
Table Lamp  
Warm Fruitwood Finish  
w/ Gold Highlights  
Hgt. 34"  
Shade: 10-1/2" x  
20-1/2" x 13-1/2"  
Latte Soft Back  
3-Way Turn Switch  
150-W.



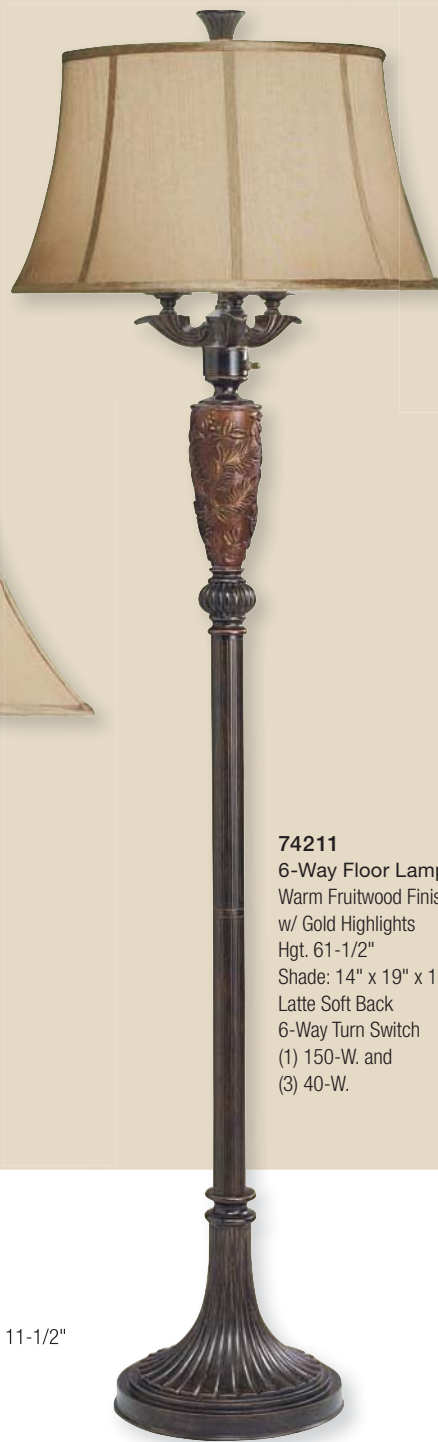
**76138**  
Torchiere  
Warm Fruitwood Finish  
w/ Gold Highlights  
Hgt. 70-1/2"  
Shade: 19" D. Alabaster  
Champagne Glass  
Floor Dimmer  
150-W.



**74235**  
 Swing Arm Floor Lamp  
 Warm Fruitwood Finish  
 w/ Gold Highlights  
 Hgt. 62"  
 Shade: 9" x 15" x 11"  
 Latte Soft Back  
 3-Way Turn Switch  
 150-W.



**70600**  
 Table Lamp  
 Warm Fruitwood Finish  
 w/ Gold Highlights  
 Hgt. 29"  
 Shade: D. 8-1/2" x Sq. 15" x 11-1/2"  
 Latte Square Soft Back  
 3-Way Turn Switch  
 150-W.



**74211**  
 6-Way Floor Lamp  
 Warm Fruitwood Finish  
 w/ Gold Highlights  
 Hgt. 61-1/2"  
 Shade: 14" x 19" x 11"  
 Latte Soft Back  
 6-Way Turn Switch  
 (1) 150-W. and  
 (3) 40-W.



**70605**  
 Console Lamp  
 Warm Fruitwood Finish  
 w/ Gold Highlights  
 Hgt. 33-1/2"  
 Shade: 9" x 15" x 11"  
 Latte Soft Back  
 3-Way Turn Switch  
 150-W.



**42202 CZ**  
Fabius™ Chandelier  
Carré Bronze® Finish and  
Umber Piastra Glass  
6-Lt., 60-W. Max. (C)  
D. 27", B. Hgt. 28-1/2",  
Ovrl. 102-1/2".  
Extra lead wire 43". 6' of chain.  
Add. chain order No. 2996 CZ.  
U.S. Patent Pending.



**70056**  
Console Lamp  
Blackburn™ Finish  
Hgt. 35"  
Shade: 5" x 10" x 12"  
Soft Copper w/ Trim  
On-Off Turn Switch  
60-W.



**74010**  
 Floor Lamp  
 Blackburn™ Finish  
 Hgt. 61"  
 Shade: 8" x 22" x 13"  
 Soft Copper w/ Trim  
 3-Way Turn Switch  
 100-W.



**70034**  
 Table Lamp  
 Blackburn™ Finish  
 Hgt. 31"  
 Shade: 6" x 8" X 13" x 18" X 12"  
 Soft Copper w/ Trim  
 3-Way Turn Switch  
 100-W.



**45101 CZ**

**Fabius™ Sconce**

Carré Bronze™ Finish and  
Umber Piastra Glass

1-Lt., 60-W. Max. (C/K)

Wd. 5", Hgt. 12", Ext. 8".

May be installed glass up or down.

Hgt. from cntr. of wall opening (up) 7-1/2".

UL listed-damp location.

U.S. Patent Pending.



**70293**

**Console Lamp**

Blackburn™ Finish

Hgt. 33-1/2"

Shade: 4-1/2" x 13" x 11"

Beige Soft Back

On-Off Turn Switch

60-W.



**76114**

**Torchiere**

Blackburn™ Finish

Hgt. 69-1/2"

Shade: 13" D. Amber Glass

Floor Dimmer

150-W.





**42206 CZ**  
**Fabius™ Inverted Pendant**  
 Carré Bronze® Finish and  
 Umber Piastra Glass  
 3-Lt., 100-W. Max. (M),  
 D. 20", B. Hgt. 25", Ovrl. 99".  
 Extra lead wire 36". 6' of chain.  
 Add. chain order No. 2996 CZ.  
 U.S. Patent Pending.



**70294**  
**Table Lamp**  
 Blackburn™ Finish  
 Hgt. 34"  
 Shade: D. 6" x Sq. 16" x 13"  
 Beige Soft Back  
 3-Way Turn Switch  
 100-W.



**76113**  
**Torchiere**  
 Blackburn™ Finish  
 Hgt. 72-1/2"  
 Shade: D. 20"  
 Light Amber Swirl Glass  
 3-Way Turn Switch  
 150-W.

# Warm Chestnut Finish



**78069**  
Decorative Bowl  
Warm Chestnut Finish  
w/ Antique Silver Accent  
D. 14", Hgt. 9-1/2"



**42127 LBZ**  
Sabrina™ Chandelier  
Lincoln Bronze Finish w/  
Antique Crackle and  
Antique Silver Highlights  
5-Lt., 60-W. Max. (C),  
D. 24-1/2", B Hgt. 31", Ovrll. 105".  
Extra lead wire 43". 6' of chain  
Add. chain order No. 4901 LBZ.



**78070**  
Charger with Stand  
Warm Chestnut Finish  
w/ Antique Silver Accents  
D. 18"  
Ovrll. Hgt. 20-1/2"



**78068**  
Set of Three Candlesticks  
Warm Chestnut Finish  
w/ Antique Silver Accents  
Hgt. 19-1/2", Hgt. 16-1/2", Hgt. 13-1/2"  
Includes (3) 3" D. Candles



**70554**  
**Accent Lamp**  
 Warm Chestnut Finish  
 w/ Antique Silver Accents  
 Hgt. 22-1/2"  
 Shade: 6" x 12" x 9-1/2"  
 Light Caramel Soft Back  
 Hi-Low, In-Line Switch  
 60-W.



**70477**  
**Table Lamp**  
 Warm Chestnut Finish  
 w/ Antique Silver Accents  
 Hgt. 30-1/2"  
 Shade: 8" x 17" x 12"  
 Light Caramel Soft Back  
 3-Way Turn Switch  
 150-W.



**42129 LBZ**  
**Sabrina™ Chandelier**  
 Lincoln Bronze Finish w/  
 Antique Crackle and  
 Antique Silver Highlights  
 9-Lt., 2-T., 60-W. Max. (C),  
 D. 35", B. Hgt. 42-1/2", Ovrll. 116-1/2"  
 Extra lead wire 75". 6' of chain  
 Add. chain order No. 4901 LBZ.





**78015**  
Beveled Mirror  
Burnished Silver Finish  
Wd. 33", Hgt. 51"



**70578**  
Table Lamp  
Burnished Silver and  
Antique Marble Finish  
Hgt. 32"  
Shade: 10-1/2" x 19" X 15" x 24" X 10-1/2"  
Champagne Oval Soft Back  
3-Way Turn Switch  
150-W.



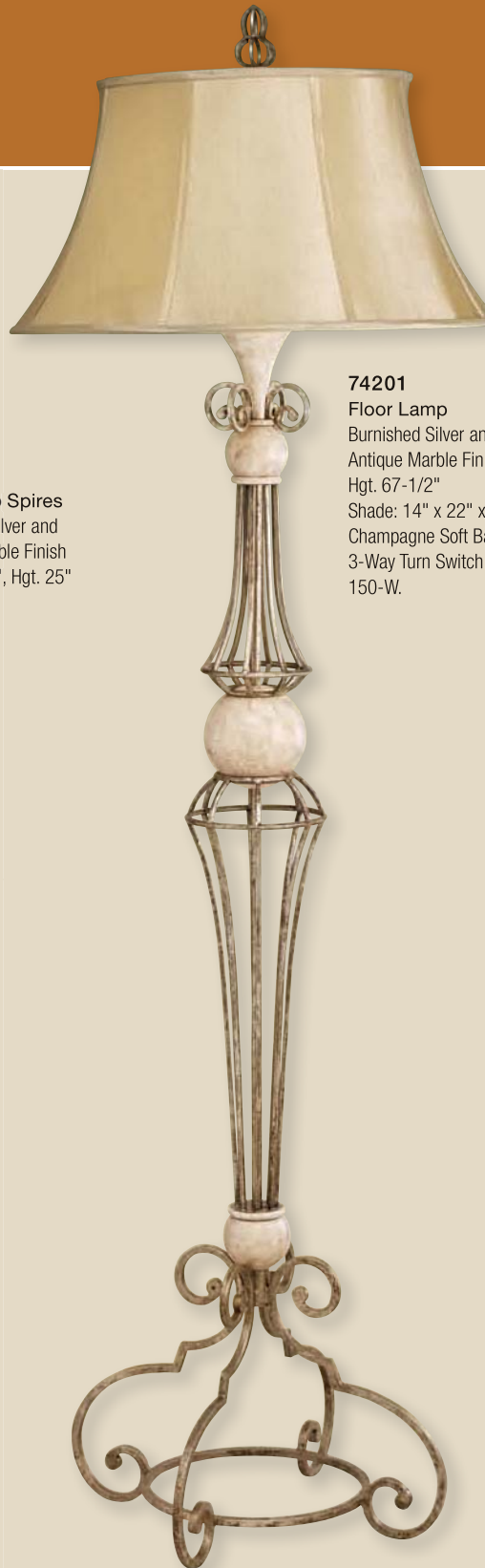
**78094**  
Wall Disc  
Burnished Silver Finish  
D. 36"



**78092**  
Set of Two Spires  
Burnished Silver and  
Antique Marble Finish  
Hgt. 31-1/2", Hgt. 25"



**78016**  
Table Sculpture  
Burnished Silver and  
Antique Marble Finish  
D. 19", Hgt. 20-1/2"



**74201**  
Floor Lamp  
Burnished Silver and  
Antique Marble Finish  
Hgt. 67-1/2"  
Shade: 14" x 22" x 12"  
Champagne Soft Back  
3-Way Turn Switch  
150-W.



**70577**  
Console Lamp  
Burnished Silver and  
Antique Marble Finish  
Hgt. 38"  
Shade: 11" x 16" x 9"  
Champagne Soft Back  
3-Way Turn Switch  
150-W.



**78101**  
Set of Two Wall Discs  
w/ Mirrored Back  
Burnished Silver Finish  
D. 18-1/2"



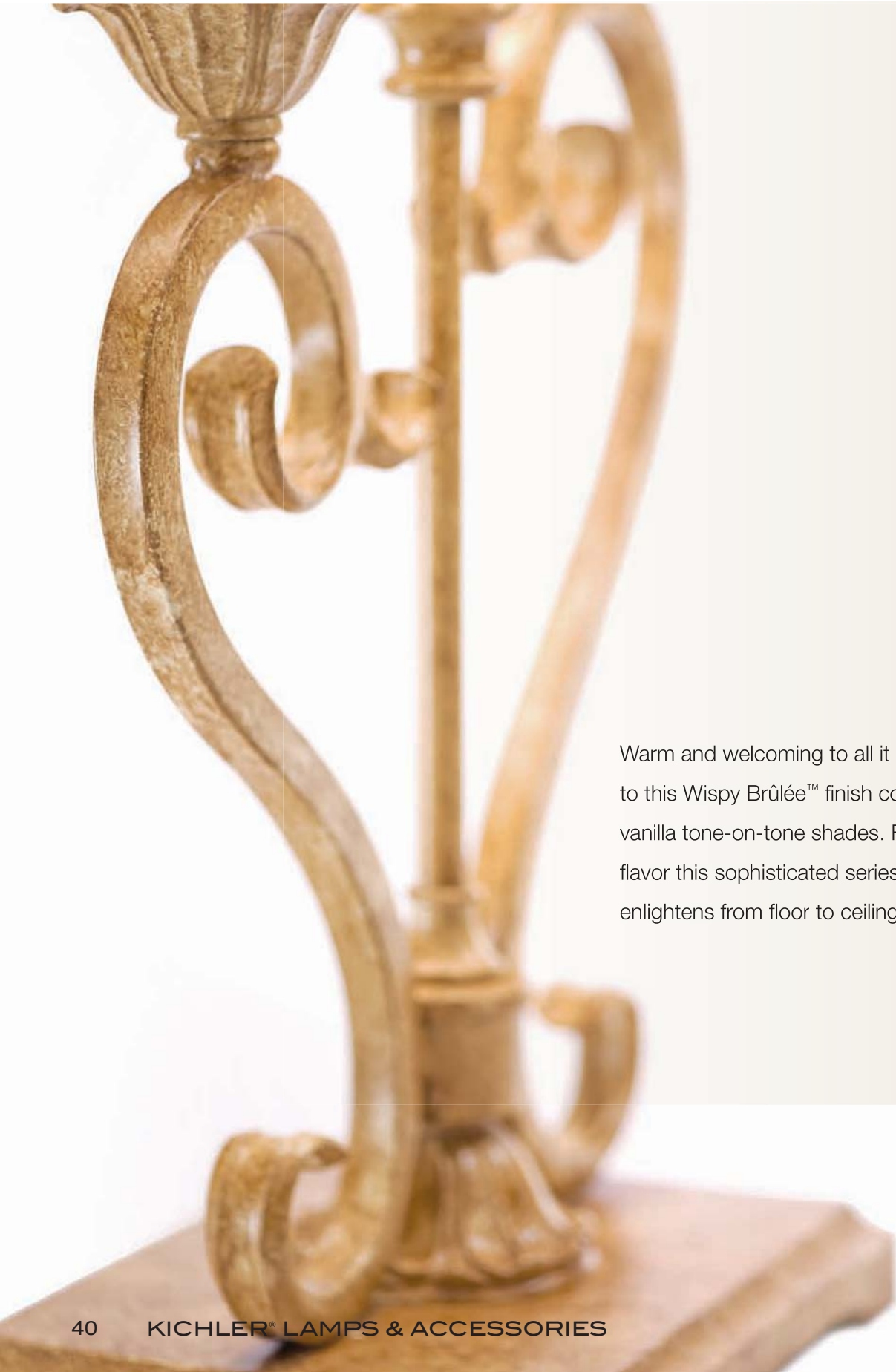
**70572**  
Table Lamp  
Burnished Silver and  
Antique Marble Finish  
Hgt. 28-1/2"  
Shade: 11" x 15" x 9"  
Champagne Soft Back  
3-Way Turn Switch  
150-W.



**78093**  
Set of Two Candlesticks  
Burnished Silver and  
Antique Marble Finish  
Hgt. 27", Hgt. 22"  
Candles not incl.



**78091**  
Urn  
Burnished Silver Finish  
D. 12", Hgt. 33-1/2"



Warm and welcoming to all it greets, treat yourself to this Wispy Brûlée™ finish coupled with tantalizing vanilla tone-on-tone shades. Fluid lines beautifully flavor this sophisticated series that tastefully enlightens from floor to ceiling, table to wall.





**2151 WBR**  
**Chandelette™**  
 Wispy Brûlée™ Finish and Crème  
 Caramel™ Glass  
 5-Lt., 60-W. Max. (C)  
 D. 16", B. Hgt. 18", Ovrl. 92".  
 Extra lead wire 114". 6' of chain.  
 Add. chain order 2996 WBR.  
 U.S. Patent Pending.



**78036**  
**Beveled Mirror**  
 Wispy Brûlée™ Finish on Metal  
 Wd. 24", Hgt. 36"



**70660**  
**Table Lamp**  
 Wispy Brûlée™ Finish  
 on Metal  
 Hgt. 26-1/2"  
 Shade: 8" x 10-1/2" X  
 14" x 16-1/2" X 10-1/2"  
 Vanilla Tone-on-Tone  
 Floral Soft Back  
 Hi-Low, In-Line Switch  
 (2) 40-W. Candelabra



**70661**  
**Buffet Lamp**  
 Wispy Brûlée™ Finish on Metal  
 Hgt. 29"  
 Shade: 5" x 11" x 6-1/2"  
 Vanilla Tone-on-Tone Floral Hard Back  
 Hi-Low, In-Line Switch  
 (2) 40-W. Candelabra

# Magdalena™

Not for the weak and insecure,  
Magdalena™ irons out the conflict  
between soft and strong with  
these European marvels.  
Burnished black iron intricately  
lights the room... Mirror the wall...  
Set the stage for drama.



**70682**  
Table Lamp  
Burnished Black Finish  
on Metal w/ Antique  
Copper Accents  
Hgt. 34"  
Shade: 14" x 19" x 11"  
Golden Cream Soft Back  
3-Way Turn Switch  
150-W.



**78109**  
 Beveled Mirror  
 Burnished Black Finish  
 on Metal  
 Wd. 31", Hgt. 45-1/2"

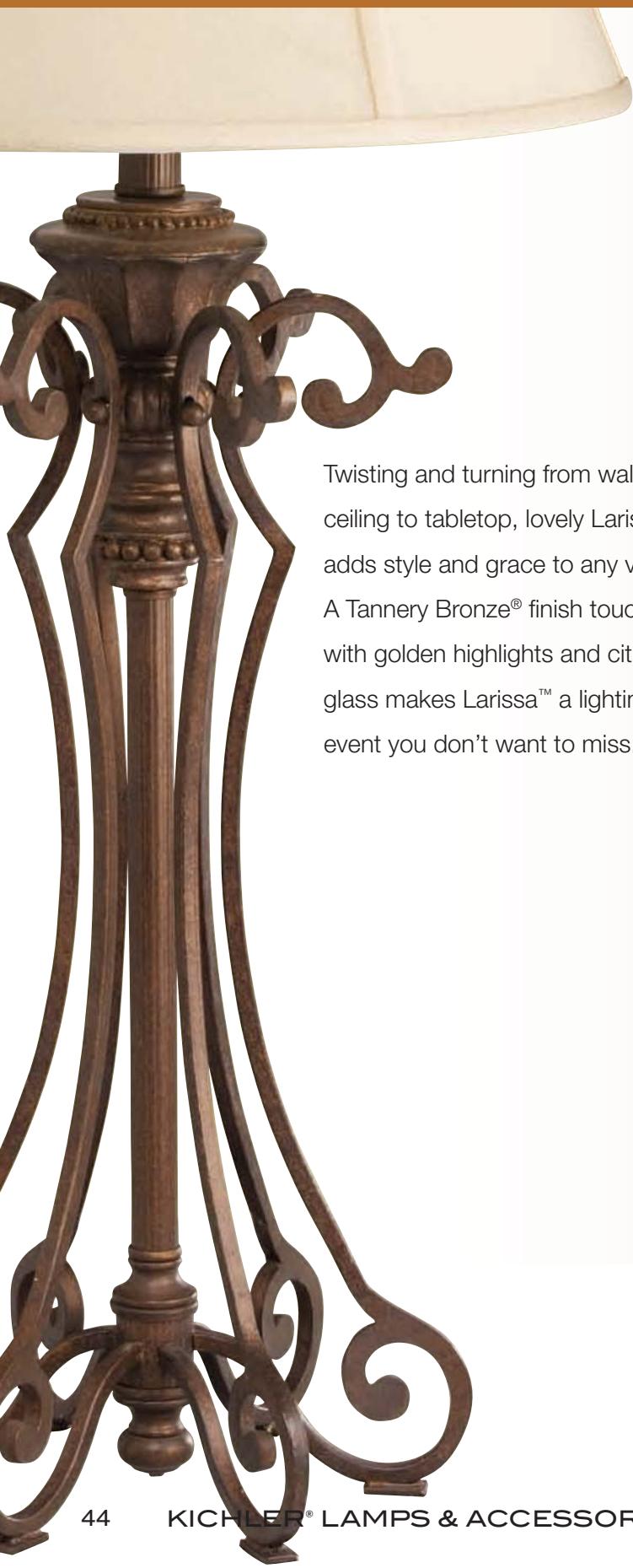


**70678**  
 Table Lamp  
 Burnished Black Finish  
 on Metal w/ Antique  
 Copper and Faux  
 Marble Accents  
 Hgt. 34-1/2"  
 Shade: 7" x 14" x 11"  
 Golden Cream Soft Back  
 3-Way Turn Switch  
 100-W.



**74224**  
 Floor Lamp  
 Burnished Black Finish  
 on Metal w/ Faux  
 Marble Accents  
 Hgt. 64"  
 Shade: 9-1/2" x 18" x 12"  
 Golden Cream Soft Back  
 3-Way Turn Switch  
 150-W.

# Larissa™



Twisting and turning from wall to ceiling to tabletop, lovely Larissa™ adds style and grace to any venue. A Tannery Bronze® finish touched with golden highlights and citrine glass makes Larissa™ a lighting event you don't want to miss.



**70606**  
Table Lamp  
Tannery Bronze® Finish  
w/ Gold Highlights  
Hgt. 33"  
Shade: 12" x 15" x 11"  
Cream Soft Back  
3-Way Turn Switch  
150-W.



**2217 TZG**  
 Chandelier  
 Tannery Bronze® Finish w/  
 Gold Accents and Citrine Glass  
 9-Lt., 2-T, 100-W. Max. (M),  
 D. 36", B. Hgt. 45", Ovrl. 119",  
 Extra lead wire 85". 6' of chain.  
 Add. chain order No. 4908 TZG.



**70579**  
 Accent Lamp  
 Tannery Bronze® Finish  
 w/ Gold Highlights  
 Hgt. 20"  
 Shade: D. 6" Citrine Glass  
 Hi-Low, In-Line Switch  
 (2) 60-W.



**78102**  
 Beveled Mirror  
 Tannery Bronze® Finish  
 w/ Gold Highlights  
 Wd. 30-1/2", Hgt. 42"

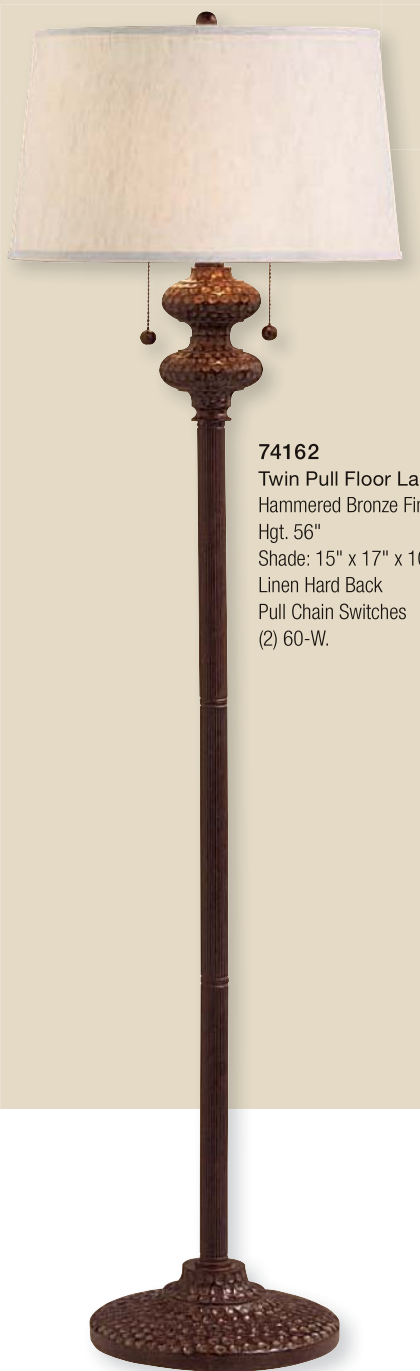




**70334**  
**Table Lamp**  
 Hammered Bronze  
 Finish on Metal  
 Hgt. 25"  
 Shade: 15" x 17" x 10"  
 Linen Hard Back  
 3-Way Turn Switch  
 150-W.



**70332**  
**Accent Lamp**  
 Hammered Bronze  
 Finish on Metal  
 Hgt. 16-1/2"  
 Shade: 10" x 10" x 7-1/2"  
 Linen Hard Back  
 On-Off Turn Switch  
 60-W.



**74162**  
**Twin Pull Floor Lamp**  
 Hammered Bronze Finish  
 Hgt. 56"  
 Shade: 15" x 17" x 10"  
 Linen Hard Back  
 Pull Chain Switches  
 (2) 60-W.



**70333**  
**Table Lamp**  
 Hammered Bronze  
 Finish on Metal  
 Hgt. 24-1/2"  
 Shade: 7" x 15" x 10-1/2"  
 Linen Hard Back  
 3-Way Turn Switch  
 150-W.



**70591**  
**Table Lamp**  
 Hammered Bronze Finish  
 Hgt. 29-1/2"  
 Shade: 12" x 19" x 12"  
 Oatmeal Linen Hard Back  
 3-Way Turn Switch  
 150-W.

# Dakota Ridge™



**70716**  
Primus Desk Lamp  
Antique Bronze Finish  
Hgt. 22-1/2"  
Shade: 6" x 9" X 11" x 15-1/2" X 9-1/2"  
Taupe Soft Back  
Hi-Low, In-Line Switch  
75-W.





**70715**  
**Morning Walk Desk Lamp**  
 Antique Bronze Finish  
 Hgt. 26"  
 Shade: 6" x 10-1/2" X 11" x 16-1/2" X 10-1/2"  
 Golden Caramel w/ Cocoa Slub Soft Back  
 Hi-Low, In-Line Switch  
 100-W.



**70636**  
**Stag Desk Lamp**  
 Bronze Finish w/ Copper  
 Hgt. 25"  
 Shade: 6" x 10-1/2" X  
 11" x 17" X 10-1/2"  
 Tawny Brown Leather-Look  
 Oval Soft Back  
 Hi-Low, In-Line Switch  
 100-W.



**70658**  
**Equine Desk Lamp**  
 Bronze Finish  
 Hgt. 24-1/2"  
 Shade: 10" x 17" x 9-1/2"  
 Cocoa w/ Black Slub  
 Oval Hard Back  
 Hi-Low, In-Line Switch  
 100-W.



**70643**  
**Eagle Desk Lamp**  
 Aged Bronze Finish  
 Hgt. 26-1/2"  
 Shade: 11" x 18" x 10-1/2"  
 Cocoa w/ Black Slub  
 Oval Hard Back  
 Hi-Low, In-Line Switch  
 100-W.

# Conifer



**74221**  
Floor Lamp  
Hand-Painted Finish w/  
Pine Cone Accents  
Hgt. 61"  
Shade: 8" x 19" x 12"  
Golden Cream Linen Soft Back  
3-Way Turn Switch  
150-W.



**78033**  
Beveled Mirror  
Hand-Painted Finish w/  
Pine Cone Accents  
Sq. 29"



**70369**  
Table Lamp  
Hand-Painted Porcelain  
w/ Pine Cone Accents  
Hgt. 24"  
Shade: 7" x 18" x 11"  
Golden Cream Linen Soft Back  
3-Way Turn Switch  
150-W.

Kent™



**74118**  
 Tray Floor Lamp  
 Ebony Tortoise Finish  
 on Metal w/ Tray  
 Hgt. 63-1/2"  
 Shade: 18-1/2" x 19" x 12"  
 Sand and Cream Tweed Hard Back  
 Pull Chain Switches  
 (2) 100-W.



**70673**  
 Table Lamp  
 Ebony Tortoise Finish on Metal  
 Hgt. 29"  
 Shade: 16-1/2" x 17" x 9"  
 Sand and Cream Tweed Hard Back  
 3-Way Turn Switch  
 150-W.



**70675**  
 Console Lamp  
 Ebony Tortoise Finish on Metal  
 Hgt. 39"  
 Shade: 15" x 15-1/2" x 10-1/2"  
 Sand and Cream Tweed Hard Back  
 3-Way Turn Switch  
 150-W.



# High Country™

Step into the homey feel that wrought iron brings when it shifts from the straight and narrow. Here, umbered alabaster swirl glass and oatmeal linen shades naturally mix together with an olde iron finish creating a powerful connection for all to enjoy.



**70574**  
Console Lamp  
Olde Iron Finish  
Hgt. 34"  
Shade: D. 6" Umbered  
Alabaster Swirl Glass  
Hi-Low, In-Line Switch  
60-W.



**70573**  
Table Lamp  
Olde Iron Finish  
Hgt. 34-1/2"  
Shade: 14" x 16" x 11-1/2"  
Oatmeal Linen Hard Back  
3-Way Turn Switch  
150-W.



**76007**  
 Torchiere  
 Olde Iron Finish  
 Hgt. 71"  
 Shade: D. 19"  
 Umbered Alabaster Swirl Glass  
 w/ Olde Iron Trim Ring  
 3-Way Turn Switch  
 150-W.



**74202**  
 Twin Pull Floor Lamp  
 Olde Iron Finish  
 Hgt. 62"  
 Shade: 15" x 19" x 11"  
 Oatmeal Linen Hard Back  
 Pull Chain Switches  
 (2) 60-W.



**78103**  
 Oval Beveled Mirror  
 Olde Iron Finish  
 Wd. 22", Hgt. 32"



**70039**  
 Twin Pull Table Lamp  
 Olde Iron Finish  
 Hgt. 30"  
 Shade: D. 19"  
 Umbered Alabaster Swirl  
 Glass w/ Olde Iron Trim Ring  
 Pull Chain Switches  
 (2) 60-W.


# Lincoln Bronze Finish



**74207**  
Floor Lamp  
Lincoln Bronze Finish  
w/ Weathered Sand Insert  
Hgt. 66-1/2"  
Shade: 13" x 23" X 13" x 23" X 14"  
Oatmeal Taupe Linen  
Hard Back Rectangle  
w/ Bottom Arch  
Floor Dimmer  
(2) 100-W.



**70598**  
Table Lamp  
Lincoln Bronze Finish  
w/ Weathered Sand Insert  
Hgt. 32-1/2"  
Shade: 11" x 20" X 11" x 20" X 14"  
Oatmeal Taupe Linen  
Hard Back Rectangle w/  
Bottom Arch  
3-Way Turn Switch  
150-W.



**70597**  
Console Lamp  
Lincoln Bronze Finish  
w/ Weathered Sand Insert  
Hgt. 33-1/2"  
Shade: 8" x 13" X 8" x 13" x 11"  
Oatmeal Taupe Linen  
Hard Back Rectangle  
w/ Bottom Arch  
3-Way Turn Switch  
100-W.

# Bronze Finish



**76124 SZ**  
**Torchiere**  
 Sedona Bronze™ Finish  
 Hgt. 74"  
 Shade: D. 18"  
 Sedona Mist Glass  
 Floor Dimmer  
 150-W.

**70052**  
**Buffet Lamp**  
 Tannery Bronze® Finish  
 Hgt. 27-1/2"  
 Shade: D. 15" Satin Etched  
 w/ Clear Band Glass  
 Hi-Low, In-Line Switch  
 (2) 60-W.



**70053**  
**Twin Pull Table Lamp**  
 Tannery Bronze® Finish  
 Hgt. 25-1/2"  
 Shade: D. 21" Satin Etched  
 w/ Clear Band Glass  
 Pull Chain Switches  
 (2) 60-W.



**70240 SZ**  
**Table Lamp**  
 Sedona Bronze™ Finish  
 Hgt. 32"  
 Shade: 8" x 19" x 12"  
 Beige Belgian Linen  
 3-Way Turn Switch  
 150-Watt



**76010**  
**Torchiere**  
 Tannery Bronze® Finish  
 Hgt. 71"  
 Shade: D. 21"  
 Satin Etched  
 w/ Clear Band Glass  
 Floor Dimmer  
 150-W.

# Canyon Taupe Finish



**70576**  
Accent Lamp  
Canyon Taupe Finish  
Hgt. 24-1/2"  
Shade: 3-1/2" x 5-1/2" x 6-1/2"  
Ivory Wave Hard Back  
Hi-Low, In-Line Switch  
(2) 40-W. Candelabra



**74203**  
Floor Lamp  
Canyon Taupe Finish  
Hgt. 58"  
Shade: 9-1/2" x 13" x 9"  
Ivory Wave Hard Back  
3-Way Turn Switch  
150-W.



**70637**  
Table Lamp  
Canyon Taupe Finish  
Hgt. 30"  
Shade: 15" x 20" x 9-1/2"  
Ivory Wave Hard Back  
Hi-Low, In-Line Switch  
(3) 60-W. Candelabra



# Champagne Mist Finish



**70508**  
 Table Lamp  
 Champagne Mist Finish  
 Hgt. 29"  
 Shade: 11" x 17" x 12"  
 Crinkled Light Platinum Soft Back  
 3-Way Turn Switch  
 150-W.




**74200**  
 Twin Pull Floor Lamp  
 Champagne Mist Finish  
 Hgt. 58-1/2"  
 Shade: 14" x 19" x 11"  
 Crinkled Light Platinum Soft Back  
 (2) Individual On-Off  
 Pull Chain Switches  
 (2) 60-W.



**70509**  
 Twin Pull Table Lamp  
 Champagne Mist Finish  
 Hgt. 33"  
 Shade: 11" x 16" x 11"  
 Crinkled Light Platinum Soft Back  
 (2) Individual On-Off  
 Pull Chain Switches  
 (2) 60-W.

# Pomeroy

They call it “distressed” but you’ll be simply impressed with the attention to detail given to every design curve of these black rustic rebels. Sunrise marble glass. Off-white linen hard back shade. Make a statement in expressive style with Pomeroy.



**78049**  
Beveled Mirror  
Distressed Black Finish on Metal  
Wd. 30", Hgt. 40"



**70672**  
 Console Lamp  
 Distressed Black Finish on Metal  
 Hgt. 33-1/2"  
 Shade: D. 6" Sunrise Marble Glass  
 Hi-Low, In-Line Switch  
 60-W.



**1744 DBK**  
 Chandelier  
 Distressed Black Finish and  
 Sunrise Marble Glass.  
 5-Lt., 100-W. Max. (M),  
 D. 27", B. Hgt. 26-1/2", Ovrll. 110-1/2",  
 Extra lead wire 65". 6' of chain.  
 Add. chain order No. 2996 DBK.



**76101**  
 Torchiere  
 Distressed Black  
 Finish on Metal  
 Hgt. 73"  
 Shade: D. 13"  
 Sunrise Marble Glass  
 Floor Dimmer  
 150-W.



**70674**  
 Table Lamp  
 Distressed Black Finish on Metal  
 Hgt. 29-1/2"  
 Shade: 7"x16-1/2" X 8"x17-1/2" X 7-1/2"  
 Off-White Linen Hard Back  
 Full Range Dimmer Switch  
 (2) 75-W.

# Burnished Copper Finish



**70427**  
Table Lamp  
Burnished Copper Finish  
Hgt. 34"  
Shade: 13" x 19" x 12"  
Vanilla Textured Hard Back  
3-Way Turn Switch  
150-W.



**70428**  
Table Lamp  
Burnished Copper Finish  
Hgt. 24"  
Shade: 8" x 13" x 10"  
Vanilla Textured Hard Back  
3-Way Turn Switch  
100-W.



**70680**  
Embellished Desk Lamp  
Beaded Medallion on Base  
(front and back)  
Aged Brown w/ Cinnamon Finish  
Hgt. 20"  
Shade: 9-1/2" x 15" x 9"  
Cinnamon Oval Hard Back  
w/ Beaded Medallion  
3-Way Turn Switch  
100-W.



**70656**  
 Console Lamp  
 Burnished Copper  
 Bronze Finish  
 Hgt. 34-1/2"  
 Shade: 13" x 13" sq. X 9-1/2"  
 Honey Hard Back  
 3-Way Turn Switch  
 150-W.



**70657**  
 Table Lamp  
 Burnished Copper  
 Bronze Finish  
 Hgt. 25"  
 Shade: 15-1/2" x 15-1/2" sq. X 9"  
 Honey Hard Back  
 3-Way Turn Switch  
 150-W.

# Burnished Copper Finish



**70497**  
Table Lamp  
Burnished Copper Finish  
w/ Airy Amber Glass Inset  
Hgt. 28"  
Shade: 7" x 12-1/2" X 10" x 16-1/2" X 10-1/2"  
Ivory Textured on Cream  
Background Hard Back  
3-Way Turn Switch  
150-W.



**70496**  
Table Lamp  
Burnished Copper Finish  
w/ Airy Amber Glass Inset  
Hgt. 20-1/2"  
Shade: 8" x 19" x 10"  
Ivory Textured on Cream  
Background Hard Back  
3-Way Turn Switch  
100-W.



**76132**  
Torchiere  
Burnished Copper Finish  
Hgt. 70"  
Shade: D. 16"  
Champagne Glass  
Floor Dimmer  
150-W.



**70500**  
**Table Lamp**  
 Burnished Copper Finish  
 w/ Marble Accent  
 Hgt. 34"  
 Shade: 9" x 20" X 10" x 22" X 13-1/2"  
 Khaki Linen Oval Hard Back  
 3-Way Turn Switch  
 150-W.



**74184**  
**Swing Arm Tray  
 Floor Lamp**  
 Burnished Copper Finish  
 Hgt. 61-1/2"  
 16" D. Glass Tray  
 Shade: 10-1/2" x 16" x 12"  
 Vanilla Textured Hard Back  
 3-Way Turn Switch  
 150-W.



**70495**  
**Table Lamp**  
 Burnished Copper Finish  
 w/ Marble Accent  
 Hgt. 31"  
 Shade: 13" x 17" x 12"  
 Khaki Linen Hard Back  
 3-Way Turn Switch  
 150-W.

# Mixed Media



**70583**  
Table Lamp  
Linen Crackle Ceramic  
w/ Dark Chocolate Finish  
Hgt. 29-1/2"  
Shade: 10" x 20" x 12"  
Beige Textured Hard Back  
3-Way Turn Switch  
150-W.



**70586**  
Table Lamp  
Antique Wormwood Finish  
Hgt. 31-1/2"  
Shade: 17" x 21" x 14"  
Mushroom Soft Back  
3-Way Turn Switch  
150-W.





**70588**  
 Table Lamp  
 Linen Crackle Ceramic Finish  
 w/ Burnished Copper Accent  
 Hgt. 31"  
 Shade: 20" x 22" x 13"  
 Beige Textured Soft Back  
 3-Way Turn Switch  
 150-W.



**70326**  
 Table Lamp  
 Slate Finish on Metal  
 Hgt. 26-1/2"  
 Shade: 13" x 12" x 11"  
 Oatmeal Linen Hard Back  
 3-Way Turn Switch  
 150-W.

# Eloquence



Vintage vogue comes to mind in this one-of-a-kind lamp series that radiates glamour. Lace and porcelain ornately define these soon-to-be classics that promise to grab the attention of everyone in their paths.




**70647**  
Table Lamp  
Black Satin Porcelain  
Hgt. 30"  
Shade: 10" x 12" sq. x 10-1/2"  
White w/ Black Lace Soft Back  
3-Way Turn Switch  
150-W.



**70645**  
**Table Lamp**  
 Cream Porcelain w/  
 White Painted Lace Detail  
 Hgt. 30-1/2"  
 Shade: 10-1/2" x 17" x 11"  
 Cream w/ White Lace Soft Back  
 3-Way Turn Switch  
 150-W.



**70646**  
**Table Lamp**  
 White Porcelain w/  
 White Painted Lace Detail  
 Hgt. 27-1/2"  
 Shade: 10" x 16" x 11-1/2"  
 White w/ White Lace Soft Back  
 3-Way Turn Switch  
 150-W.



Detail of White  
 Lace Shade



Detail of Porcelain w/  
 White Painted Lace



**70648**  
**Table Lamp**  
 Ivory Satin Porcelain  
 Hgt. 28-1/2"  
 Shade: 5" x 8" X 9" x 17" X 13"  
 Ivory w/ Ivory Lace Soft Back  
 3-Way Turn Switch  
 100-W.

# Meet the Girls™



Sassy and secretly sophisticated, the girls are back. All are ready to entertain your guests with beads and baubles, plaid and spice—and of course, everything oh so nice.



**70668**  
 Sarah Too Table Lamp  
 Amber and Green Glass  
 w/ Bronze Finish Base  
 Hgt. 29-1/2"  
 Shade: 5" x 12" x 12"  
 Alternating Gold and Green Soft  
 Back w/ Jeweled Accents  
 Hi-Low, In-Line Switch  
 60-W.



**74168**  
 Sarah Too Floor Lamp  
 Amber and Green Glass  
 w/ Bronze Finish Base  
 Hgt. 60-1/2"  
 Shade: 6" x 15" x 12"  
 Alternating Gold and Green Soft  
 Back w/ Jeweled Accents  
 3-Way Turn Switch  
 150-W.



**70631**  
 Nicki Buffet Lamp  
 Warm Brass Finish  
 w/ Light Amber,  
 Red and Green Glass  
 Hgt. 28-1/2"  
 Shade: 7" x 9" x 11"  
 Light Caramel Soft Back  
 w/ Striped Scarf Accent  
 Hi-Low, In-Line Switch  
 60-W.

# Meet the Girls™



**270417**  
**Gwyneth Accent Lamp**  
 Tone-on-Tone Bronze Finish  
 Hgt. 25-1/2"  
 Shade: 5-1/2" x 9" x 10"  
 Lilac Pinch Pleat Soft  
 Back w/ Jeweled Accent  
 Hi-Low, In-Line Switch  
 60-W.



**70456**  
**Julie Table Lamp**  
 Clear Fluted Glass w/  
 Antique Pewter Accents  
 Hgt. 25"  
 Shade: 10" x 11" x 9"  
 Retro Blue and Pink Flower  
 Soft Back w/ Jeweled Accent  
 3-Way Turn Switch  
 100-W.



**270421**  
**Marilyn Accent Lamp**  
 Antique Silver Finish  
 Hgt. 26"  
 Shade: 5-1/2" x 9" x 10"  
 Chinchilla Pinch Pleat Soft  
 Back w/ Jeweled Accent  
 Hi-Low, In-Line Switch  
 60-W.




**270422**  
**Ruby Accent Lamp**  
 Red Finish w/ Black Accents  
 Hgt. 21-1/2"  
 Shade: 4" x 11" x 8-1/2"  
 Pearl Shantung Soft Back  
 w/ Ruffle and Jeweled Accent  
 Hi-Low, In-Line Switch  
 40-W.



**70654**  
**Bonnie Accent Lamp**  
 Brushed Nickel Finish  
 w/ Black, Red and  
 White Glass  
 Hgt. 31"  
 Shade: 8" x 10" x 11"  
 Red, Black and White  
 Plaid Hard Back  
 3-Way Turn Switch  
 100-W.



**70653**  
**J.J. Accent Lamp**  
 Brushed Nickel Finish  
 w/ Black and White Glass  
 Hgt. 31"  
 Shade: 8" x 10" x 11"  
 Black and White Check Hard  
 Back w/ Black Scarf Accent  
 3-Way Turn Switch  
 100-W.



**70649**  
**Sylvia Accent Lamp**  
 Bronze Finish w/ Auburn  
 Glass Column  
 Hgt. 31"  
 Shade: 12" x 12-1/2" x 9-1/2"  
 Ivory w/ Auburn Fibers Soft Back  
 Hi-Low, In-Line Switch  
 100-W.



**70650**  
**Liza Accent Lamp**  
 Blackened Silver Finish  
 Hgt. 29-1/2"  
 Shade: 8-1/2" sq. x 8-1/2" sq. x 10"  
 Clear Drops Under a White  
 Soft Shade w/ Black Net Overlay  
 Hi-Low, In-Line Switch  
 60-W.

# Meet the Girls™




**74216**  
**Anna Floor Lamp**  
 Bronze Finish w/ Gold Highlights  
 and Frosted Silver Glass  
 Hgt. 58-1/2"  
 Shade: 8" x 15" x 11"  
 Silver w/ Black Velvet Burn-Out  
 Floral Soft Shade, Pearl and  
 Silver Bead Trim  
 3-Way Turn Switch  
 150-W.



**70630**  
**Greta Accent Lamp**  
 Bronze Finish w/ Gold Highlights  
 and Champagne and Green Glass  
 Hgt. 27"  
 Shade: 9-1/2" sq. x 9-1/2" sq. x 11"  
 Champagne Square Soft Back  
 w/ Green Envelope Accent  
 and Champagne Drops  
 3-Way Turn Switch  
 100-W.




**274215**  
**Anna Buffet Lamp**  
 Bronze Finish w/ Gold Highlights  
 and Frosted Silver Glass  
 Hgt. 30"  
 Shade: 5" x 12" x 9-1/2"  
 Silver w/ Black Velvet Burn-Out  
 Floral Soft Shade, Pearl and  
 Silver Bead Trim  
 Hi-Low, In-Line Switch  
 60-W.







**74114**  
**Greta Floor Lamp**  
 Bronze Finish w/ Gold Highlights and Champagne and Green Glass  
 Hgt. 58-1/2"  
 Shade: 10-1/2" sq. x 10-1/2" sq. x 12"  
 Champagne Soft Back w/ Green Envelope Accent and Champagne Drops  
 3-Way Turn Switch  
 150-W.



**70642**  
**Kasey Accent Lamp w/ Night Light**  
 Aged Bronze Finish  
 Hgt. 26-1/2"  
 Shade: 6" x 11" x 9"  
 Light Apricot Soft Back w/ Ruffle  
 3-Way Base Switch  
 (1) 60-W. and  
 (1) 25-W. Candelabra (night light)



**70641**  
**Lissa Accent Lamp w/ Night Light**  
 Aged Bronze Finish  
 Hgt. 26-1/2"  
 Shade: 6" x 11" x 9"  
 Ivory Satin Soft Back w/ Ruffle  
 3-Way Base Switch  
 (1) 60-W. and  
 (1) 25-W. Candelabra (night light)

# Collage



**270291**  
Buffet Lamp  
Bronze Finish w/ Glass Accents  
Hgt. 29-1/2"  
Shade: 4" x 10" x 9"  
Cream w/ Flower Petals Soft Back  
Hi-Low, In-Line Switch  
60-W.



**270290**  
Buffet Lamp  
Antique Mauve Finish w/ Marble Accents  
Hgt. 32-1/2"  
Shade: 5" x 11" x 11"  
Beaded Coppery  
Mauve Soft Back  
Hi-Low, In-Line Switch  
60-W.



**70659**  
Desk Lamp w/ Clock  
Tawny Taupe Finish  
Hgt. 22"  
Shade: 4-1/2" x 6-1/2" X 9-1/2" x 13" X 9-1/2"  
Iridescent Soft Copper Shade w/ Trim and 1-1/2"  
Gallery Clock  
Requires (1) AA Battery (not incl.)  
Hi-Low, In-Line Switch  
60-W.



**70617**  
**Mango Table Lamp**  
 Painted Finish  
 Hgt. 29"  
 Shade: 8" x 16" x 12"  
 Off-White Hard Back  
 3-Way Turn Switch  
 150-W.



**70640**  
**Rhubarb Table Lamp**  
 Painted Finish  
 Hgt. 29"  
 Shade: 8" x 16" x 12"  
 Off-White Hard Back  
 3-Way Turn Switch  
 150-W.



**70615**  
**Coconut Table Lamp**  
 Painted Finish  
 Hgt. 29"  
 Shade: 8" x 16" x 12"  
 Off-White Hard Back  
 3-Way Turn Switch  
 150-W.



**70618**  
**Honeydew Table Lamp**  
 Painted Finish  
 Hgt. 29"  
 Shade: 8" x 16" x 12"  
 Off-White Hard Back  
 3-Way Turn Switch  
 150-W.



**70616**  
**Bahama Blue Table Lamp**  
 Painted Finish  
 Hgt. 29"  
 Shade: 8" x 16" x 12"  
 Off-White Hard Back  
 3-Way Turn Switch  
 150-W.

# Bamboo

Earth-friendly living is all the craze and it comes in many forms. Enter Bamboo. One of nature's most sustainable resources and every decorator's dream with its distinctive lines and multi-faceted style. Who knew being environmentally aware could look and feel this good?



**70713**  
Accent Lamp  
Light Brandy Finish on Bamboo  
Hgt. 22"  
Shade: 10-1/2" x 12-1/2" x 9-1/2"  
Grass Cloth Hard Back  
3-Way Turn Switch  
150-W.



**70712**  
Table Lamp  
Light Brandy Finish on Bamboo  
Hgt. 28-1/2"  
Shade: 15" x 17" x 12"  
Grass Cloth Hard Back  
3-Way Turn Switch  
150-W.



**62047**  
 Art Glass Floor Lamp  
 Charcoal Finish w/  
 Antique Gold Highlights  
 Hgt. 57-1/2"  
 On-Off Foot Switch  
 (2) 60-W.



**60262**  
 Art Glass Table Lamp  
 Charcoal Finish w/  
 Antique Gold Highlights  
 Hgt. 26"  
 Hi-low, In-Line Switch  
 (2) 60-W.



# Flourish™




Yes, look closer, it's beautiful glass putting on the most fabulous display of black and white. Watch and enjoy the performance as black, laser-cut overlays and textured glass mix and mingle for a casual yet contemporary style.

**65287**  
 Art Glass Oval Pendant  
 Distressed Black Finish  
 w/ Frosted Accents  
 2-Lt., 150-W. Max. (M)  
 D. 26", B. Hgt. 36-1/2", Ovrl. 36-1/2".  
 Extra lead wire 119".  
 Shade: 26" x 13" x 7" White Art  
 Glass with Black Metal Overlay.  
 Add. chain order 2996 DBK.



**65286**  
 Art Glass Oval Mini Pendant  
 Distressed Black Finish  
 w/ Frosted Accents  
 1-Lt., 100-W. Max. (M)  
 D. 8-1/2", B. Hgt. 15", Ovrl. 53".  
 Extra lead wire 106".  
 Shade: 8-1/2" x 5" x 5-1/2" White Art  
 Glass with Black Metal Overlay.  
 Add. chain order 2996 DBK.



**69081**  
 Energy Efficient Art Glass Sconce  
 1-Lt., 2700K, PLT 18-W. (G24q-2) Lamp incl.  
 (60Lm/Efficiency)  
 Wd. 14", Hgt. 6", Ext. 5".  
 Shade: White Art Glass with Black Metal Overlay.  
 Hgt. from cntr. of wall opening 3".



**60288**  
 Art Glass Table Lamp  
 Distressed Black Finish on Metal  
 w/ Frosted Accents  
 Hgt. 28-1/2"  
 Shade: 14" x 9" x 10" White Art  
 Glass with Black Metal Overlay  
 Hi-Low, In-Line Switch  
 (2) 150-W.



**60287**  
 Art Glass Table Lamp  
 Distressed Black Finish on Metal  
 w/ Frosted Accents  
 Hgt. 15"  
 Shade: 14" x 8" x 6" White Art  
 Glass with Black Metal Overlay  
 3-Way Base Switch  
 (2) 60-W. Candelabra

# Tranquility

**65313**

Art Glass & Stone Pendant

Olde Bronze® Finish

4-Lt., 100-W. Max. (M)

Lgth. 36", Wd. 14", Hgt. 28"

Extra Lead Wire 168"



**69104**

Art Glass & Stone Sconce

Olde Bronze® Finish

1-Lt., 60-W. (M) T10

Wd. 6", Hgt. 14-1/2", Ext. 4"

Hgt. from cntr. of wall opening 9-1/4"

Meets A.D.A. standards.



**65304**

Art Glass & Stone

Mini Pendant

Olde Bronze® Finish

1-Lt., 100-W. Max. (M)

8" Sq., B. Hgt. 10", Ovrl. 48"

Extra Lead Wire 112"

Add. Stems Order 2999 OZ.



**60286**

Art Glass & Stone Table Lamp

Olde Bronze® Finish

Hgt. 21"

Shade: 15" x 16" x 10-1/2"

Linen Hard Back

3-Way Turn Switch

150-W. and 60-W. Candelabra (Illum. Base)



# Woodbury

**65274**

Stone & Art Glass Island Light

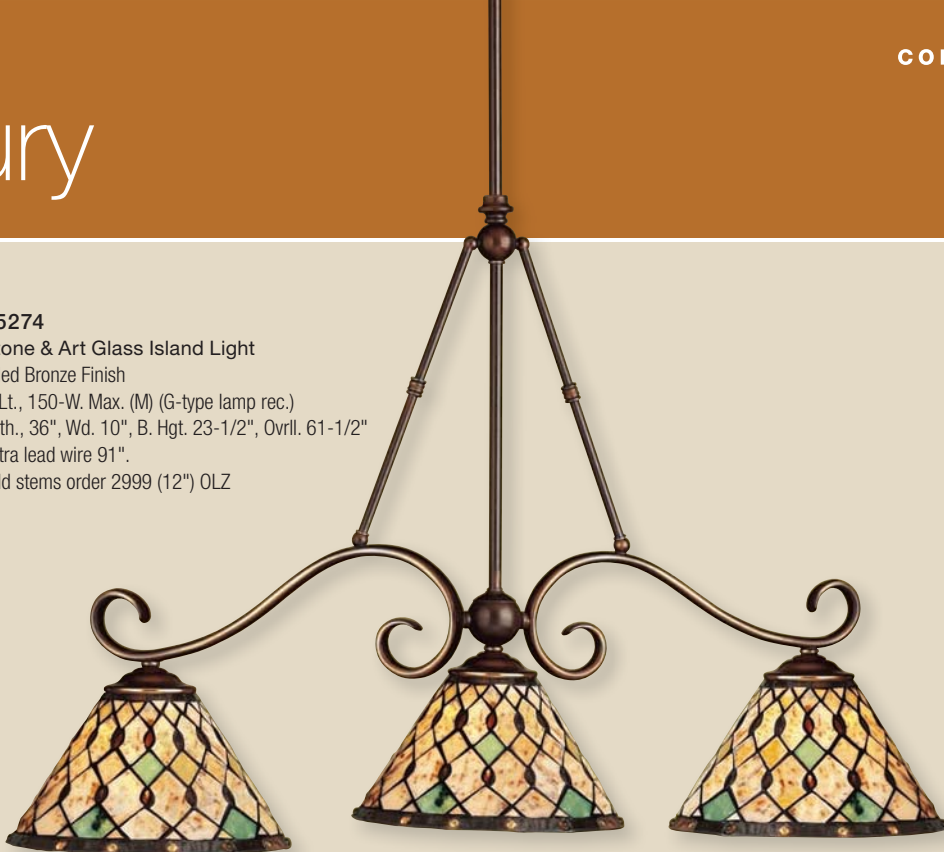
Oiled Bronze Finish

3-Lt., 150-W. Max. (M) (G-type lamp rec.)

Lgth., 36", Wd. 10", B. Hgt. 23-1/2", Ovrll. 61-1/2"

Extra lead wire 91".

Add stems order 2999 (12") OLZ



**69078**

Energy Efficient

Stone & Art Glass Sconce

1-Lt., 2700K, PLC 18-W. (G24q-2) Lamp incl.

(60Lm/W Efficacy)

Wd. 8-1/2", Hgt. 14", Ext. 4"

Hgt. from cntr. of wall opening 6-1/2"

Meets A.D.A. standards.



**60280**

Stone & Art Glass Table Lamp

Olde Bronze® Finish

27" Hgt.

Shade: 9" x 7" x 11"

Linen Soft Back

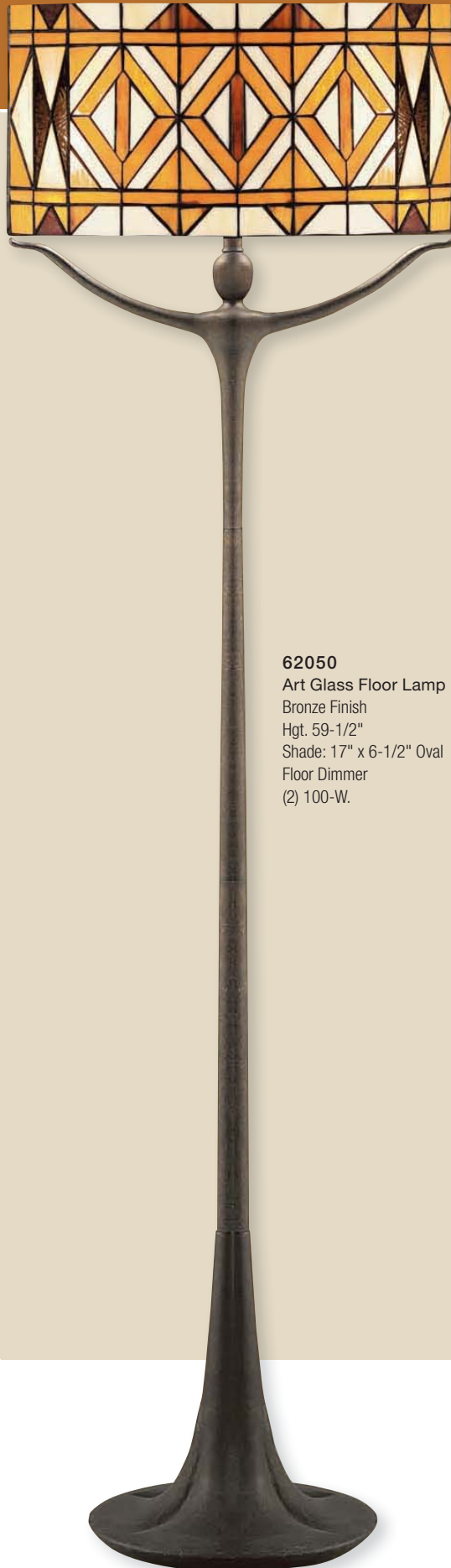
3-Way Turn Switch

150-W. and 60-W. Candelabra (Illum. Base)

# Tulum



**60260**  
Art Glass Table Lamp  
Bronze Finish  
Hgt. 25"  
Shade: 15" x 6-1/2" Oval  
Hi-Low, In-Line Switch  
(2) 75-W.



**62050**  
Art Glass Floor Lamp  
Bronze Finish  
Hgt. 59-1/2"  
Shade: 17" x 6-1/2" Oval  
Floor Dimmer  
(2) 100-W.

# Art Glass



**65277**  
 Art Glass Mini Pendant  
 Oiled Bronze Finish  
 1-Lt., 100-W. Max. (M)  
 D. 5", B. Hgt. 7", Ovrl. 45",  
 Extra lead wire 105".  
 45° (12:12) Max. stem tilt.  
 Add. stems order 2999 (12") OLZ.



**65269**  
 Art Glass Inverted Pendant  
 Oiled Bronze Finish  
 3-Lt., 100-W. Max. (M)  
 D. 22", B. Hgt. 22", Ovrl. 96",  
 Extra lead wire 52". 6' of chain.  
 Add. chain order 2996 OLZ.



**60266**  
 Art Glass Table Lamp  
 Oiled Bronze Finish  
 Hgt. 20"  
 Shade: 12" x 6-1/2" Oval  
 Hi-Low, In-Line Switch  
 100-W.

# Art Glass

**65278**

Art Glass Pendant  
Tannery Bronze® Finish  
2-Lt., 100-W. Max. (M)  
D. 17", B. Hgt. 28", Ovrll. 102",  
Extra lead wire 53". Add. chain  
order 2996 TZ.



**65281**

Art Glass Mini Pendant  
Tannery Bronze® Finish  
1-Lt., 100-W. Max. (M)  
D. 6-1/2", B. Hgt. 9-1/2", Overll. 47-1/2",  
Extra lead wire 102". 45° (12-12) Max. stem tilt.  
Add. stems order 2999 (12") TZ.



**60267**

Art Glass Table Lamp  
Tannery Bronze® Finish  
Hgt. 29"  
Hi-Low, In-Line Switch  
(2) 100-W.






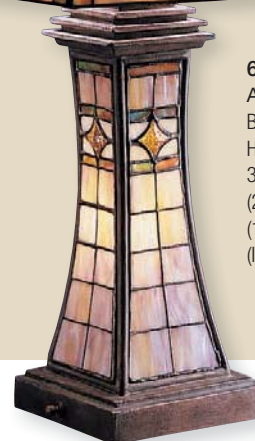
**65069**  
 Art Glass Pendant  
 Dore Bronze™ Finish  
 3-Lt., 100-W. Max. (M)  
 17" Sq., B. Hgt. 10", Ovrll. 48",  
 Extra lead wire 98". 3-way pull chain switch.  
 Add. chain order 2996 CZ.



**69004**  
 Art Glass Sconce  
 Patina Bronze® Finish  
 ✓ 2-Lt., 60-W. Max. (C)  
 Wd. 6-1/2", Hgt. 13", Ext. 4".  
 Hgt. from cntr. of wall opening 4-1/4"  
 Meets A.D.A. standards.



**60010**  
 Art Glass Table Lamp  
 Patina Bronze™ Finish  
 Hgt. 28"  
 Pull Chain Switches  
 and 3-Way Turn Switch in Base  
 (2) 100-W. and (2) 25-W. Candelabra  
 (Illum. base)



**60157**  
 Art Glass Table Lamp  
 Bronze Finish  
 Hgt. 22-1/2"  
 3-Way Base Switch  
 (2) 60-W. and  
 (1) 40-W. Candelabra  
 (Illum. base)



# New Traditions

Discover a host of welcome options that feel as much at home in a formal living room as they do in a casual family space. We start with traditional design inspiration. Then we add a "wow" factor: rich finishes, fresh styling twist, unfussy yet engaging patterns. The result is traditional style that's miles away from ordinary.



**70723**  
Twin Pull Table Lamp  
Aged Brass Finish  
Hgt. 27-1/2"  
Shade: 14" x 16" x 8"  
Golden Cream Pleated Soft Back  
Pull Chain Switches  
(2) 60-W.



**70724**  
Table Lamp  
Aged Brass Finish  
w/ Champagne Alabaster Glass  
Hgt. 33-1/2"  
Shade: 11" x 16" x 12"  
Golden Cream Pleated Soft Back  
3-Way Turn Switch  
150-W.





**74233**  
 Tray Floor Lamp  
 Aged Brass Finish  
 Hgt. 58"  
 16" D. Glass Tray  
 Shade: 14" x 16" x 12"  
 Golden Cream Pleated Soft Back  
 3-Way Turn Switch  
 150-W.



**74236**  
 Twin Pull Floor Lamp  
 Aged Brass Finish  
 Hgt. 59"  
 Shade: 16" x 19" x 11"  
 Golden Cream Pleated Soft Back  
 Pull Chain Switches  
 (2) 60-W.



**76102**  
 Torchiere  
 Aged Brass Finish  
 Hgt. 69"  
 Shade: 16" D.  
 Champagne Alabaster Glass  
 Floor Dimmer  
 150 W.

# Kirketon

Lamps that swing. Lamps that pull. Lamps that shine up, down and all around. Kirketon's aged brass finish and faux marble accents make their widely popular presence known loud and proud on this family of favorite table and floor lamps.




**74223**  
Swing Arm Floor Lamp  
Aged Brass Finish  
w/ Faux Marble Accent  
Hgt. 60"  
Shade: 7" x 14" x 10-1/2"  
Champagne Soft Back  
3-Way Turn Switch  
100-W.



**70651**  
Desk Lamp  
Aged Brass Finish  
w/ Faux Marble Accent  
Hgt. 16"  
Shade: 8-3/4" x 5-1/4" x 3-3/4"  
Champagne Alabaster Glass  
On-Off Pull Chain Switch  
60-W.



**70652**  
Swing Arm Table Lamp  
Aged Brass Finish on Metal  
w/ Faux Marble Accent  
Hgt. 26-1/2"  
Shade: 7" x 13" x 10"  
Champagne Soft Back  
3-Way Turn Switch  
100-W.



**76108**  
Torchiere  
Aged Brass Finish on Metal  
Hgt. 68-1/2"  
Shade: 13-1/2" D.  
Champagne Alabaster Glass  
3-Way Turn Switch  
150-W.



**2120 NBR**  
**Chandelier**  
 Natural Brass Finish  
 w/ Pine Bark™ Glass  
 5-Lt., 100-W. Max. (M)  
 D. 27", B. Hgt. 25-1/2", Ovrl. 99-1/2"  
 Extra lead wire 66". 6' of chain.  
 Add. chain order 2996 NBR.  
 U.S. Patent Pending.



**70727**  
**Table Lamp**  
 Aged Brass Finish  
 Hgt. 30-1/2"  
 Shade: 11-1/2" x 15" x 10-1/2"  
 Cream w/ Brown Trim Soft Back  
 3-Way Turn Switch  
 150-W.



**74128**  
**Floor Lamp**  
 Aged Brass Finish  
 Hgt. 58-1/2"  
 Shade: 13" x 16" x 11"  
 Cream w/ Brown Trim Soft Back  
 3-Way Turn Switch  
 150-W.



**70725**  
Table Lamp  
Bronze Finish w/ Marble Accent  
Hgt. 27-1/2"  
Shade: 9" x 15" x 11"  
Champagne Soft Back  
3-Way Turn Switch  
150-W.



**74234**  
Floor Lamp  
Bronze Finish w/ Marble Accent  
Hgt. 58-1/2"  
Shade: 11" x 16" x 11-1/2"  
Champagne Soft Back  
3-Way Turn Switch  
150-W.



**76103**  
Torchiere  
Bronze Finish w/ Marble Accent  
Hgt. 71"  
Shade: D. 17-1/2"  
Champagne Alabaster Glass  
3-Way Turn Switch  
150-W.



**70406**  
 Swing Arm Desk Lamp  
 Bronze Finish  
 Hgt. 23-1/2"  
 Shade: 6" x 12" x 9-1/2"  
 Champagne Soft Back  
 3-Way Turn Switch  
 100-W.



**70407**  
 Desk Lamp  
 Bronze Finish  
 Hgt. 14-1/2"  
 Shade: 8-3/4" x 5-1/2" x 3-1/2"  
 Beige Marble Swirl Glass  
 Pull Chain Switch  
 60-W.



**76130**  
 Torcheire  
 Bronze Finish  
 Hgt. 57"  
 Shade: D. 13"  
 Beige Marble Swirl Glass  
 Floor Dimmer  
 150-W.



**74177**  
 Swing Arm Floor Lamp  
 Bronze Finish  
 Hgt. 57"  
 Shade: 6" x 13" x 10"  
 Champagne Soft Back  
 3-Way Turn Switch  
 150-W.

# Seneca



**74142**  
 Tray Floor Lamp  
 Copper Bronze Finish  
 w/ Marble Accents  
 60" Hgt.  
 D. 16" Glass Tray  
 Shade: 9" x 16" x 11"  
 Ecru Textured Soft Back  
 3-Way Turn Switch  
 150-W.



**76111**  
 Torchiera  
 Copper Bronze Finish  
 w/ Marble Accents  
 72" Hgt.  
 Beige Marble Glass  
 Floor Dimmer  
 150-W.



**70296**  
 Table Lamp  
 Copper Bronze Finish  
 w/ Marble Accents  
 29-1/2" Hgt.  
 Shade: 9" x 16" x 11"  
 Ecru Textured Soft Back  
 3-Way Turn Switch  
 150-W.

# French Bronze Finish



**42151 OZ**  
Abbeyville™ Chandelier  
Olde Bronze® Finish  
and Antique Cased Opal Glass  
5-Lt., 60-W. Max. (C)  
D. 27", B. Hgt. 30", Ovrll. 104",  
Extra lead wire 43". 6' of chain.  
Add. chain order 2996 OZ.  
U.S. Patent Pending



**70381**  
Table Lamp  
French Bronze Finish  
Hgt. 29"  
Shade: 8" x 17" x 12"  
Light Caramel Soft Back  
3-Way Turn Switch  
150-W.



**74163**  
Swing Arm Floor Lamp  
French Bronze Finish  
Hgt. 58-1/2"  
Shade: 7" x 14" x 10"  
Light Caramel Soft Back  
3-Way Turn Switch  
100-W.





**70316**  
 Table Lamp  
 French Bronze Finish  
 Hgt. 32"  
 Shade: 15" x 16" x 10"  
 Light Caramel Hard Back  
 3-Way Turn Switch  
 150-W.



**70317**  
 Table Lamp  
 French Bronze Finish  
 Hgt. 34"  
 Shade: 7-1/2" x 17" Sq. x 12-1/2"  
 Gold Beige Soft Cut Corner  
 3-Way Turn Switch  
 150-W.



**70318**  
 Table Lamp  
 French Bronze Finish  
 Hgt. 33-1/2"  
 Shade: 12" x 16" x 11"  
 Light Caramel Hard Back  
 3-Way Turn Switch  
 150-W.

# Patina Brass™ Finish

The finest of metals makes its appearance known here and in every room in which — it positions itself. Selectively adorned with unexpected detailing, these bold and brassy lamps add an elegant touch to any decor.



**7377 PBR**  
6-Way Floor Lamp  
Patina Brass™ Finish  
Hgt. 61"  
Shade: 12" x 19" x 12"  
Beige Soft Back  
6-Way Turn Switch  
(3) 75-W. and  
150-W.



**24685 PBR**  
Table Lamp  
Patina Brass™ Finish  
Hgt. 29-1/2"  
Shade: 8" x 17" x 12"  
Beige Soft Back  
3-Way Turn Switch  
150-W. Bulb



**74214**  
6-Way Floor Lamp  
Patina Brass™ Finish  
Hgt. 60"  
Shade: 12" x 19" x 12"  
Beige Soft Back  
6-Way Turn Switch  
(3) 60-W. and  
150-W.



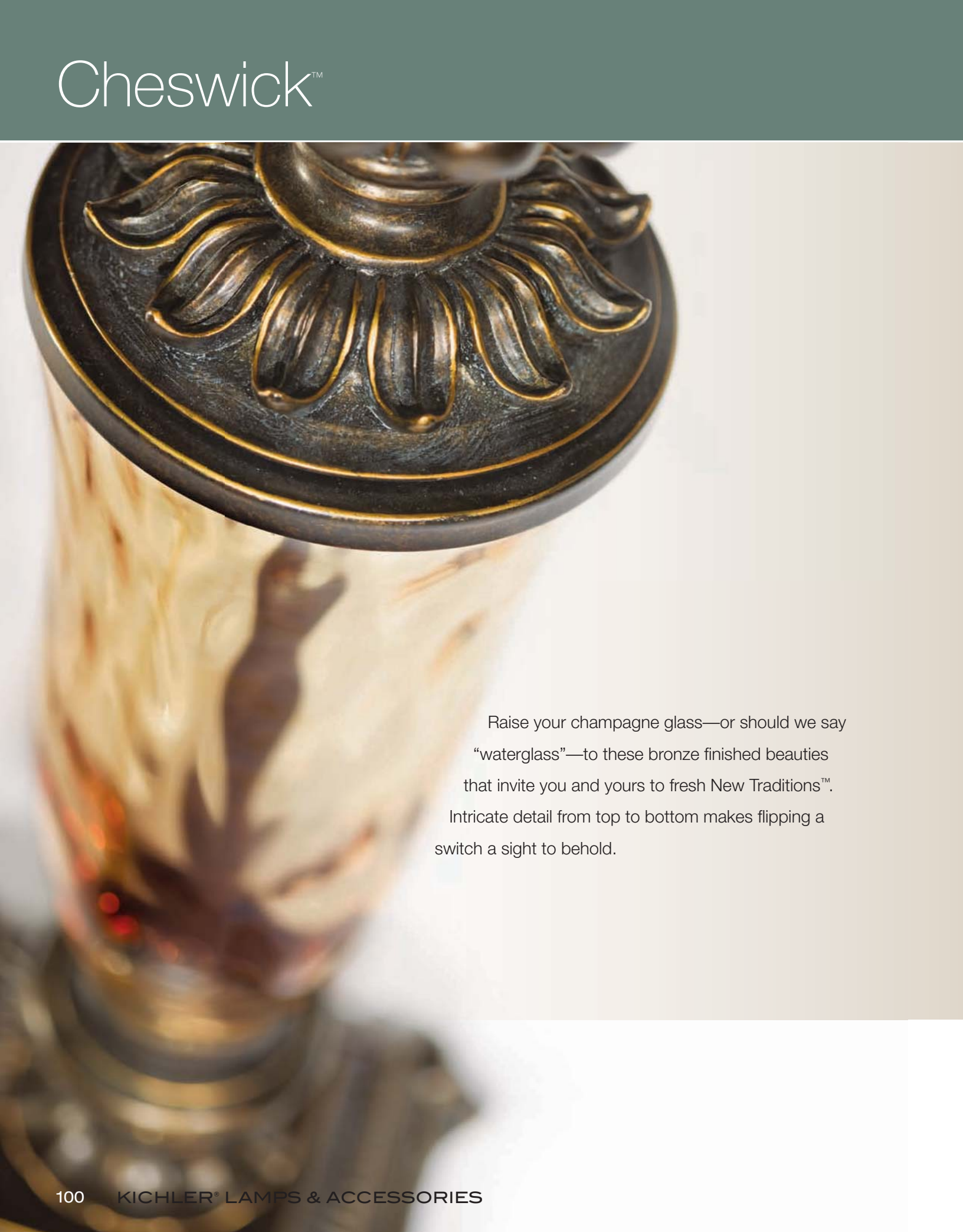
**74208**  
 Tray Floor Lamp  
 Patina Brass™ Finish  
 Hgt. 58"  
 16" D. Glass Tray  
 Shade: 8" x 17" x 12-1/2"  
 Beige Soft Back  
 3-Way Turn Switch  
 150-W.



**70607**  
 Table Lamp  
 Patina Brass™ Finish  
 Hgt. 33"  
 Shade: 8" x 17" x 12-1/2"  
 Beige Soft Back  
 3-Way Base Switch  
 150-W.



**74115**  
 Swing Arm Floor Lamp  
 Patina Brass™ Finish  
 Hgt. 59-1/2"  
 Shade: 7-1/2" x 15" x 11"  
 Beige Soft Back  
 3-Way Turn Switch  
 150-W.



Raise your champagne glass—or should we say “waterglass”—to these bronze finished beauties that invite you and yours to fresh New Traditions™. Intricate detail from top to bottom makes flipping a switch a sight to behold.



**76155**  
**Torchiere**  
 Bronze Finish  
 w/ Champagne Waterglass  
 Hgt. 71-1/2"  
 Shade: 19" D.  
 Champagne Alabaster Glass  
 Floor Dimmer  
 150-W.



**70655**  
**Table Lamp**  
 Bronze Finish  
 w/ Champagne Waterglass  
 Hgt. 30-1/2"  
 Shade: 9" x 17" x 12"  
 Latte Soft Back  
 3-Way Turn Switch  
 150-W.




**74255**  
**Floor Lamp**  
 Bronze Finish  
 w/ Champagne Waterglass  
 Hgt. 60-1/2"  
 Shade: 9-1/2" x 18" x 12"  
 Latte Soft Back  
 3-Way Turn Switch  
 150-W.

# Caravaggio II





**76117**  
 Torchiere  
 Carravaggio II Finish  
 Hgt. 68-1/2"  
 Shade: 16" D.  
 Champagne Glass  
 3-Way Turn Switch  
 150-W.



**74172**  
 Twin Pull Floor Lamp  
 Carravaggio II Finish  
 Hgt. 60"  
 Shade: 12" x 17" x 12"  
 Ecru Shantung Soft Back  
 Pull Chain Switches  
 (2) 60-W.



**74173**  
 Twin Pull Tray Floor Lamp  
 Carravaggio II Finish  
 Hgt. 60"  
 D. 17-1/2" Wood Tray  
 Shade: 14-1/2" x 17" x 13"  
 Ecru Shantung Soft Back  
 Pull Chain Switches  
 (2) 60-W.

# Francesca

## 2110 ACK

### Chandelier

Antique Crackle Finish

Shade: Honey Soft Back w/ Shirred Gallery and Trim (shades incl.)

5-Lt., 60-W. Max. (C)

D. 25-1/2", B. Hgt. 23", Ovrl. 97"

Extra Lead wire 51". 6' of chain.

For Add. chain order 2996 ACK.



## 70684

### Table Lamp

Antique Crackle Finish

Hgt. 30-1/2"

Shade: 8" x 16" x 11"

Honey Soft Back w/ Trim

3-Way Turn Switch

150-W.



## 78110

### Set of Two

### Candleholders

Antique Crackle Finish

Hgt. 19-1/2", Hgt. 17"

(candles not incl.)





**70671**  
 Table Lamp  
 Antique Gold Finish  
 30-1/2" Hgt.  
 Shade: 9" x 15-1/2" x 10"  
 Soft Gold Oval Hard Back  
 w/ Front and Back Tassles  
 3-Way Turn Switch  
 100-W.



**70686**  
 Indigo Table Lamp  
 Hand-Painted Porcelain  
 32" Hgt.  
 Shade: 8" x 15-1/2" Sq. x 12"  
 Soft Gold Square Soft Back  
 3-Way Turn Switch  
 150-W.



**70731**  
Table Lamp  
Hand-Painted Finish  
Hgt. 30"  
Shade: 8" x 15" x 11"  
Golden Camel Soft Back  
3-Way Turn Switch  
150-W.



**74231**  
 Floor Lamp  
 Hand-Painted Finish  
 Hgt. 61-1/2"  
 Shade: 12" x 18" x 12"  
 Golden Camel Soft Back  
 3-Way Turn Switch  
 150-W.



**70626**  
 Table Lamp  
 Hand-Painted Porcelain  
 32-1/2" Hgt.  
 Shade: 5" x 19" x 12"  
 Black Soft Back w/  
 Gold Lining  
 3-Way Turn Switch  
 150-W.



**78029**  
Decorative Box  
Hand-Painted Aged Red Finish  
w/ Antique Gold Highlights  
Lgth 12", Wd. 8" Hgt. 6"



**3229 LBZ**  
Anniston™ Inverted Pendant  
Lincoln Bronze™ Finish  
w/ Gold Highlights and Crystal Trim  
(3) 100-W. Max. (M)  
D. 21-1/2", B. Hgt. 33", Ovrll. 107",  
Extra lead wire 48". 6' of chain.  
Add. chain order 2996 LBZ.



**70634**  
Table Lamp  
Hand-Painted Aged Red Finish  
w/ Antique Gold Highlights  
Hgt. 26-1/2"  
Shade: 6" x 9" x 11" x 16" x 11"  
Golden Caramel Soft Back  
3-Way Switch  
100-W.



**1028 LBZ**  
 Anniston™ Chandelier  
 Lincoln Bronze™ Finish  
 w/ Gold Highlights and Crystal Trim  
 (5) 60-W. Max. (C)  
 D. 25", B. Hgt. 40", Ovrll. 114",  
 Extra lead wire 48". 6' of chain.  
 Add. chain order 2996 LBZ.



**78045**  
 Beveled Mirror  
 Hand-Painted Aged Red Finish  
 w/ Antique Gold Highlights  
 Wd. 24", Hgt. 36"



**78046**  
 Decorative Tray  
 Hand-Painted Aged Red Finish  
 w/ Antique Gold Highlights  
 Lgth. 24", Wd. 16", Hgt. 3"



**70335**

**Table Lamp**

Antique Brass Finish  
w/ Two Tone Amber  
Ribbed Glass Column  
Hgt. 32"

Shade: 8" x 18" x 13"  
Light Ecru Soft Back  
w/ Golden Amber  
Beaded Tassel  
3-Way Turn Switch  
150-W.



**270452**  
**Buffet Lamp**  
 Antique Brass Finish  
 w/ Two Tone Amber  
 Ribbed Glass Column  
 Hgt. 30-1/2"  
 Shade: 5" x 12" x 10"  
 Light Ecru Soft Back  
 w/ Golden Amber  
 Beaded Tassel  
 Hi-Low, In-Line Switch  
 60-W.



**76118**  
**Torchiere**  
 Antique Brass Finish  
 w/ Two Tone Amber  
 Ribbed Glass Column  
 Hgt. 64-1/2"  
 Shade: 15" D.  
 Champagne Glass  
 Floor Dimmer  
 150-W.



**74153**  
**Floor Lamp**  
 Antique Brass Finish  
 w/ Two Tone Amber  
 Ribbed Glass Column  
 Hgt. 58-1/2"  
 Shade: 7" x 17" x 12"  
 Light Ecru Soft Back  
 w/ Golden Amber  
 Beaded Tassel  
 3-Way Turn Switch  
 150-W.

# Classic Antique Brass Finish



**4018 S**  
Table Lamp  
Classic Antique Brass Finish  
Hgt. 31"  
Shade: 15" x 16" x 10-1/2"  
Champagne Pleated  
Soft Back  
3-Way Turn Switch  
150-W.



**4046 S**  
Table Lamp  
Classic Antique Brass Finish  
Hgt. 30"  
Shade: 8" x 17" x 13"  
Champagne Tone on  
Tone Soft Back  
3-Way Turn Switch  
150-W.




**4028 S**  
Table Lamp  
Classic Antique Brass Finish  
Hgt. 33-1/2"  
Shade: 13" x 16" x 12"  
Ivory Soft Back  
3-Way Turn Switch  
150-W.






**4022-741**  
 Twin Pull Table Lamp  
 Classic Antique Brass Finish  
 Hgt. 26-1/2"  
 Shade: 8-1/2" x 18" x 10-1/2"  
 Light Sand  
 Octagonal Soft Back  
 Pull Chain Switches  
 (2) 60-W.



**7021-514**  
 Swing Arm Floor Lamp  
 Classic Antique Brass Finish  
 Hgt. 57"  
 Shade: 7" x 16" x 11"  
 Light Sand Soft Back  
 3-Way Turn Switch  
 150-W.

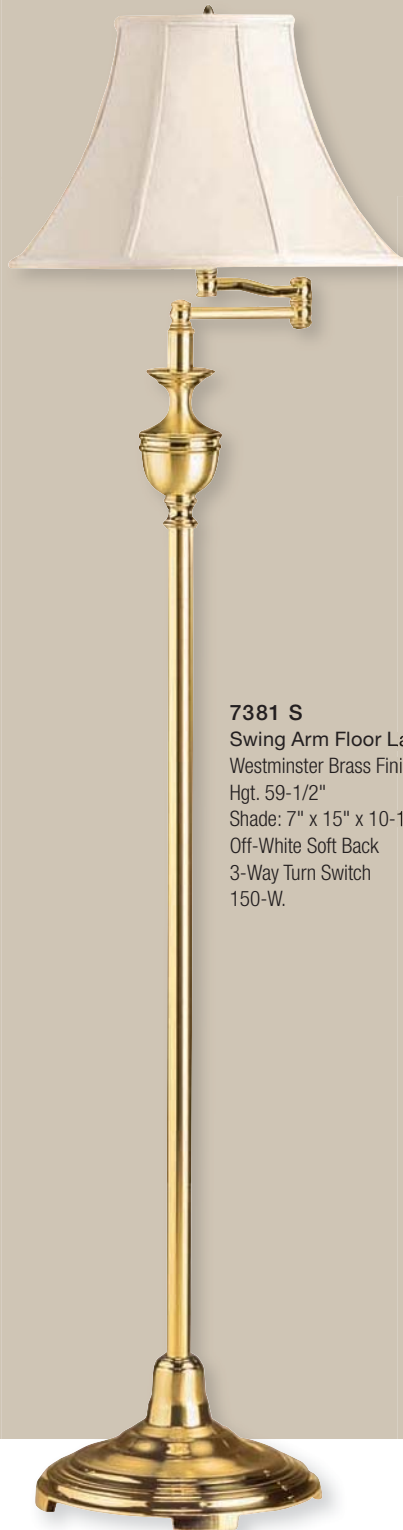


**7022-516**  
 6-Way Floor Lamp  
 Classic Antique Brass Finish  
 Hgt. 60"  
 Shade: 12" x 19" x 12"  
 Light Sand Soft Back  
 6-Way Turn Switch  
 (3) 75-W. and  
 150-W.

# Westminster Brass Finish




**74158**  
Twin Pull Floor Lamp  
Westminster Brass Finish  
Hgt. 59-1/2"  
Shade: 10" x 19" x 11"  
Ivory Soft Back  
Pull Chain Switches  
(2) 60-W.



**7381 S**  
Swing Arm Floor Lamp  
Westminster Brass Finish  
Hgt. 59-1/2"  
Shade: 7" x 15" x 10-1/2"  
Off-White Soft Back  
3-Way Turn Switch  
150-W.




**7240 S**  
Tray Floor Lamp  
Westminster Brass Finish  
Hgt. 57"  
16" D. Glass Tray  
Shade: 8" x 18-1/2" x 11"  
Soft Ivory w/ Pleat  
3-Way Turn Switch  
150-W.



**24946**  
**Table Lamp**  
 Westminster Brass Finish  
 Hgt. 30"  
 Shade: 8" x 17" x 12"  
 Off-White Soft Back  
 3-Way Turn Switch  
 150-W.



**4842 W**  
**Twin Pull Table Lamp**  
 Westminster Brass Finish  
 Hgt. 28"  
 Shade: 9" x 19" x 11"  
 Ivory Soft Back  
 Pull Chain Switches  
 (2) 60-W.



**70390**  
**Buffet Lamp**  
 Westminster Brass Finish  
 Hgt. 32"  
 Shade: 5" x 10" x 10"  
 Ivory Soft Back  
 Hi-Low, In-Line Switch  
 75-W.



**24859 S**  
**Table Lamp**  
 Westminster Brass Finish  
 Hgt. 28-1/2"  
 Shade: 7-1/2" x 16" x 12"  
 Off-White Soft Back  
 3-Way Turn Switch  
 150-W.



**24856**  
**Table Lamp**  
 Westminster Brass Finish  
 Hgt. 30"  
 Shade: 9" x 17" x 13"  
 Alabaster Soft Pleat  
 w/ Bottom Scallop  
 3-Way Turn Switch  
 150-W.

# Brass





**70357**  
 Twin Pull Table Lamp  
 Antique Brass Finish  
 Hgt. 26-1/2"  
 Shade: 8" x 18" x 11"  
 Light Ecru Soft Back  
 Pull Chain Switches  
 (2) 60-W.



**7385-984**  
 6-Way Floor Lamp  
 Polished Brass Finish  
 Hgt. 60"  
 Shade: 7" x 15" x 10-1/2"  
 Ecru Soft Back  
 6-Way Turn Switch  
 (3) 75-W. and  
 (1) 150-W.



**24681**  
 Table Lamp  
 Oxford Brass Finish  
 Hgt. 26"  
 Shade: 5" x 15" x 11"  
 Cream Tone on Tone  
 Floral Soft Back  
 3-Way Turn Switch  
 150-W.



**7377-586**  
 6-Way Floor Lamp  
 Oxford Brass Finish  
 Hgt. 61"  
 Shade: 12" x 19" x 12"  
 Light Ecru Soft Back  
 6-Way Turn Switch  
 (3) 75-W. and  
 (1) 150-W.



**70434**  
 Table Lamp  
 Antique Brass Finish  
 Hgt. 31"  
 Shade: 9" x 17" x 11" Cream Soft  
 Back w/ 2" Pleated Gallery  
 3-Way Turn Switch  
 150-W.

# New Traditions



**70700**  
Urn Table Lamp  
Aged Patina Finish  
Hgt. 29-1/2"  
Shade: 13" x 18" x 11"  
Ivory Soft Back  
3-Way Turn Switch  
150-W.



**270310**  
Table Lamp  
Bronze Finish  
Hgt. 29"  
Shade: 9-1/2" x 14" x 10-1/2"  
Light Caramel Soft Back  
3-Way Turn Switch  
150-W.



**70708**  
Urn Table Lamp  
Aged Patina Finish  
Hgt. 31-1/2"  
Shade: 11" x 15" x 11"  
Ivory Soft Back  
3-Way Turn Switch  
150-W.



**270312**  
Table Lamp  
Bronze Finish  
Hgt. 28-1/2"  
Shade: 7" x 15" Sq. x 11"  
Off-White Soft Back  
3-Way Turn Switch  
100-W.



**74230**  
 Bridge Arm Floor Lamp  
 Black Finish  
 Hgt. 63-1/2"  
 Shade: 12" x 14" x 10"  
 Cream Jacquard Soft Back  
 3-Way Turn Switch  
 150-W.





**270426**  
 Buffet Lamp  
 Black Glass w/ Black Tassel  
 Hgt. 30"  
 Shade: 7" x 9" x 9"  
 Cream Soft Back w/ Black Trim  
 Hi-Low, In-Line Switch  
 60-W.



**70714**  
 Large Urn Table Lamp  
 Black Finish  
 Hgt. 27-1/2"  
 Shade: 16" x 17" x 10-1/2"  
 Cream Jacquard Soft Back  
 3-Way Turn Switch  
 150-W.



**270426 RD**  
 Buffet Lamp  
 Aged Red Glass w/ Red Tassel  
 Hgt. 30"  
 Shade: 7" x 9" x 9"  
 Cream Soft Back w/ Red Trim  
 Hi-Low, In-Line Switch  
 60-W.



# Antique Nickel Finish



**78031**  
Wall Sconce  
Antique Nickel Finish w/  
Faux Marble Accents  
Wd. 21", Hgt. 24"  
Shade: 5" x 13" X 8" x 21" X 9"  
Black Rectangular Soft Cut Corner  
Full Range Dimmer  
(2) 100-W.  
Fixture can be mounted w/  
or w/out a junction box.



**70454**  
Table Lamp  
Antique Nickel Finish w/  
Faux Marble Accents  
Hgt. 32"  
Shade: 12" x 15-1/2" x 11-1/2"  
Black Soft Back  
3-Way Turn Switch  
150-W.



**70440**  
Desk Lamp  
Antique Nickel Finish w/  
Faux Marble Accents  
Hgt. 24"  
Shade: 7" x 13" X 11" x 21" X 9"  
Black Rectangular Soft Cut Corner  
Full Range Dimmer  
(2) 100-W.





**74175**  
 Floor Lamp  
 Antique Nickel Finish  
 w/ Faux Marble Accents  
 Hgt. 60"  
 Shade: 7" x 14" X 11" x 21" X 9"  
 Black Rectangular Soft Cut Corner  
 Full Range Dimmer  
 (2) 100-W.



**70593**  
 Table Lamp  
 Polished Silver Finish  
 Hgt. 30-1/2"  
 Shade: 7" x 15" x 11"  
 Black Soft Back  
 3-Way Turn Switch  
 100-W.



**70601**  
 Buffet Lamp  
 Antique Silver Finish  
 Hgt. 31"  
 Shade: 5" x 12" x 11"  
 Off-White Square Scalloped  
 Soft Back w/ Trim and Crystals  
 3-Way Turn Switch  
 100-W.

# Glass and Crystal



**70592**  
Table Lamp  
Glass and Polished Silver Finish  
Hgt. 30-1/2"  
Shade: 15" x 16" x 10"  
White Shantung Hard Back  
3-Way Turn Switch  
150-W.



**70555**  
Table Lamp  
Chrome Finish w/ Lucite  
and Crystal Accents  
Hgt. 29-1/2"  
Shade: 14" x 15" x 10"  
White Linen Hard Back  
3-Way Turn Switch  
150-W.



**70596**  
**Table Lamp**  
 Crystal and Polished Silver Finish  
 Hgt. 29"  
 Shade: 8" x 18" x 11"  
 White Shantung Hard Back  
 3-Way Turn Switch  
 150-W.



**70585**  
**Table Lamp**  
 Crystal and Polished Silver Finish  
 Hgt. 21"  
 Shade: 14" x 14-1/2" x 8"  
 White Shantung Hard Back  
 Pull Chain Switches  
 (2) 60-W.



**70489**  
**Accent Lamp**  
 Clear Water Glass w/ Chrome Finish  
 Hgt. 20"  
 Shade: 11" x 12" x 9-1/2"  
 White Linen Hard Back  
 On-Off Turn Switch  
 100-W.



**70584**  
**Table Lamp**  
 Crystal and Polished Silver Finish  
 Hgt. 32"  
 Shade: 16" x 16-1/2" x 10"  
 White Shantung Hard Back  
 3-Way Turn Switch  
 150-W.

# New Traditions





**7381 TGP**  
 Swing Arm Floor Lamp  
 Tuscan Gold® Finish  
 w/ Antique Pewter Accents  
 Hgt. 61"  
 Shade: 7" x 15" x 10-1/2"  
 Oyster Soft Back  
 3-Way Turn Switch  
 150-W.



**4616-684**  
 Twin Pull Table Lamp  
 Tuscan Gold® Finish  
 w/ Antique Pewter Accents  
 Hgt. 30-1/2"  
 Shade: 9" x 9" x 11"  
 Oyster Soft Back  
 Pull Chain Switches  
 (2) 60-W.



**24802**  
 Table Lamp  
 Brushed Nickel Finish  
 Hgt. 31"  
 Shade: 5" x 11-1/2" x 14"  
 Off-White Textured Hard Back  
 Hi-Low, In-Line Switch  
 75-W.

# Brushed Nickel Finish



**4823 W**  
Twin Pull Table Lamp  
Eastminster Finish  
Hgt. 28"  
Shade: 9" x 9" x 11"  
White Soft Back  
Pull Chain Switches  
(2) 60-W.



**74159**  
Twin Pull Floor Lamp  
Eastminster Finish  
Hgt. 59-1/2"  
Shade: 10" x 19" x 11"  
White Soft Back  
Pull Chain Switches  
(2) 60-W.



**70346**  
 Table Lamp  
 Brushed Nickel Finish  
 Hgt. 33-1/2"  
 Shade: 12" x 16" x 11"  
 Off-White Hard Back  
 3-Way Turn Switch  
 150-W.



**24822**  
 Table Lamp  
 Eastminster Finish  
 Hgt. 30-1/2"  
 Shade: 6" x 19" x 13"  
 Off-White Hard Back  
 3-Way Turn Switch  
 150-W.



**70344**  
 Table Lamp  
 Brushed Nickel Finish  
 Hgt. 32"  
 Shade: 15" x 16" x 10"  
 Off-White Hard Back  
 3-Way Turn Switch  
 150-W.



**70356**  
 Twin Pull Table Lamp  
 Brushed Nickel Finish  
 Hgt. 26-1/2"  
 Shade: 8" x 8" x 11"  
 Off-White Soft Back  
 Pull Chain Switches  
 (2) 60-W.

# Ponchartrain

Get in line and get ready for some good ole New Orleans southern sass. Each hand-picked, hand-painted piece plays with antique bisque and black kissed with a soft fleur de lis monogram. Just one more reason to celebrate.



**60279**  
Art Glass Accent Lamp  
Black w/ Silver Accents  
Hgt. 15"  
Hi-Low, In-Line Switch  
(2) 60-W. Candelabra



**70628**  
Table Lamp  
Hand-Painted Porcelain  
Hgt. 27"  
Shade: 15" x 16" x 10"  
Antique Bisque Soft Back  
3-Way Turn Switch  
150-W.





**78107**  
 Decorative Box  
 Hand-Painted Finish  
 Lgth. 12", Wd. 8", Hgt. 6"



**78106**  
 Beveled Mirror  
 Hand-Painted Finish  
 Wd. 24", Hgt. 36"



**74119**  
 Tray Floor Lamp w/ Storage  
 Hand-Painted Finish w/ Black Tassel  
 Hgt. 58"  
 Shade: 8" x 10" X 14" x 19" X 11"  
 Antique Bisque Hard Back  
 w/ Black Cord Trim  
 3-Way Turn Switch  
 150-W.



**70676**  
 Table Lamp  
 Hand-Painted Finish  
 Hgt. 25"  
 Shade: 7" x 9" X 13" x 17" X 11"  
 Antique Bisque Cut  
 Corner Soft Back w/  
 Black Cord Trim  
 3-Way Turn Switch  
 100-W.



# New Traditions




**70395**  
Twin Pull Table Lamp  
Dark Walnut Wood  
w/ Antique Brass  
Hgt. 26"  
Shade: 12" x 16" x 8-1/2"  
Oatmeal Linen Hard Back  
Pull Chain Switches w/ Tassels  
(2) 60-W.



**76133**  
Torchiere  
Dark Walnut Wood  
w/ Antique Brass  
Hgt. 70"  
Shade: 17" D.  
Champagne Glass  
Floor Dimmer  
150-W.



**74166**  
 Tray Floor Lamp  
 Weathered Black Finish  
 Hgt. 58-1/2"  
 16" D. Wood Tray  
 Shade: 12" x 17" x 12"  
 Oatmeal Linen Hard Back  
 Pull Chain Switches  
 (2) 75-W.



**70393**  
 Table Lamp  
 Weathered Black Finish  
 Hgt. 23-1/2"  
 Shade: 10-1/2" x 12-1/2" x 9"  
 Oatmeal Linen Hard Back  
 3-Way Turn Switch  
 100-W.



**70388**  
 Table Lamp  
 Weathered Black Finish  
 Hgt. 33"  
 Shade: 8" x 16" x 12"  
 Oatmeal Linen Soft Back  
 3-Way Turn Switch  
 100-W.

# New Traditions



**78077**  
Mini-Chest  
Dark Chocolate Wood  
(12) Drawers  
Lgth. 11-1/2", Wd. 5-1/2", Hgt. 16"



**70490**  
Table Lamp  
Dark Chocolate Wood  
(10) Drawers  
Hgt. 31"  
Shade: 7-1/2" x 14" X 10" x 17" X 11"  
Khaki Linen Oval Hard Back  
3-Way Turn Switch  
100-W.



**74102**  
Tray Floor Lamp  
Dark Chocolate Wood  
Hgt. 60"  
15-3/4" Sq. (2) Drawer Tray  
Shade: 13-1/2" x 18-1/2" x 12"  
Khaki Linen Hard Back  
Pull Chain Switches  
(2) 60-W.



**70379**  
**Table Lamp**  
 Dark Walnut Wood w/  
 Antique Brass  
 33" Hgt.  
 Shade: 6" x 11" X 11" x 18" X 13"  
 Champagne Soft Back  
 3-Way Turn Switch  
 100-W.



**78076**  
**Mini-Chest**  
 Dark Chocolate Wood w/  
 Antique Brass Hardware  
 (6) Drawers  
 Lgth. 11-1/2", Wd. 6-1/2", Hgt. 13"



**70491**  
**Table Lamp**  
 Dark Chocolate Wood w/  
 Antique Brass Hardware  
 (6) Drawers  
 25" Hgt.  
 Shade: 7-1/2" x 14" X 10" x 17" X 11"  
 Khaki Linen Oval Hard Back  
 3-Way Turn Switch  
 100-W.



**70228 BBZ**  
Adjustable Desk Lamp  
Burnished Bronze Finish  
Hgt. 26-1/2"  
Shade: 4-1/2" x 6-1/2" x 5-1/2"  
Off-White Pleated  
3-Way Base Switch  
(2) 60-W.



**74112 BBZ**  
 Adjustable Floor Lamp  
 Burnished Bronze Finish  
 Hgt. 54"  
 Shade: 6" x 8" x 6"  
 Off-White Pleated  
 On-Off Turn Switches  
 (2) 60-W.



**78012 BBZ**  
 Adjustable Wall Sconce  
 Burnished Bronze Finish  
 Hgt. 36"  
 Shade: 4-1/2" x 6-1/2" x 5-1/2"  
 Off-White Pleated  
 3-Way Turn Switch  
 (2) 60-W.  
 Fixture can be plugged directly into  
 a standard wall outlet or can be  
 mounted to a junction box.



**78011 BBZ**  
 Adjustable Wall Sconce  
 Burnished Bronze Finish  
 Hgt. 36"  
 Shade: 4-1/2" x 6-1/2" x 5-1/2"  
 Off-White Pleated  
 On-Off Turn Switch  
 60-W.  
 Fixture can be plugged directly into  
 a standard wall outlet or can be  
 mounted to a junction box.

# Functional



**74151**  
Adjustable Pharmacy Floor Lamp  
French Bronze™ Finish  
Hgt. 38"-60"  
Shade: 10" x 4-1/2" x 3-1/2" Metal  
On-Off Turn Switch  
60-W.



**74190**  
Adjustable Energy Efficient  
Floor Lamp  
Bronze Finish  
Hgt. 57" Max.  
Shade: 10-1/4" x 4-3/4" x 3" Metal  
On-Off Rocker Switch  
26-W., 4-Pin (incl.)  
Replcmt. No. 78066



**70320**  
Adjustable Desk Lamp  
French Bronze™ Finish  
Hgt. 16"-22"  
Shade: 10" x 4-1/2" x 3-1/2" Metal  
On-Off Turn Switch  
60-W.



**70323**  
Desk Lamp  
Antique Nickel Finish  
Hgt. 20"  
Shade: 14" x 4" x 3" Metal  
Full Range Dimmer Switch  
(2) 60-W.





**74160**  
 Adjustable Floor Lamp  
 Antique Brass Finish  
 w/ Bronze Accent  
 Hgt. 53-1/2" Max.  
 Shade: 6-1/2" D. x 7" Metal  
 On-Off Turn Switch  
 60-W.



**70383**  
 Adjustable Desk Lamp  
 Antique Brass Finish  
 w/ Bronze Accent  
 Hgt. 22" Max.  
 Shade: 6-1/2" D. x 7" Metal  
 On-Off Turn Switch  
 60-W.



**74152**  
 Adjustable Pharmacy  
 Floor Lamp  
 Classic Antique Brass Finish  
 Hgt. 38"-60"  
 Shade: 10" x 4-1/2" x 3-1/2" Metal  
 On-Off Turn Switch  
 60-W.



**74154**  
 Adjustable Pharmacy  
 Floor Lamp  
 Classic Antique Brass Finish  
 Hgt. 38"-60"  
 Shade: 10" x 4-1/2" x 3-1/2" Metal  
 On-Off Turn Switch  
 60-W.



# Urban Traditions

Whether you live in the heart of the city — or your heart simply resides there — Urban Traditions takes metro style to sophisticated new heights. Geometric shapes inspire each piece: straight, curved, angular and always contemporary. All brought to life through clean, sleek finishes that flow beautifully into any modern space.



**65308**  
Sliced Stone and Art Glass Island  
Light/Linear Chandelier  
Olde Bronze® Finish  
3-Lt., 100-W Max. (M)  
Lgth. 44", Wd. 7", B. Hgt. 17", Ovrll. 30"  
Extra lead wire 89". Add. stems  
order 2999 (12") OZ.



**61008**  
Sliced Stone and Art  
Glass Table Lamp  
Olde Bronze® Finish  
Wd. 14-1/2", Hgt. 21"  
Hi-Low, In-Line Switch  
100-W.



**69087**  
Sliced Stone and  
Art Glass Sconce  
Olde Bronze® Finish  
2-Lt., 60-W. Max. (C)  
Wd. 8", Hgt. 12", Ext. 4"  
Hgt. from cntr. of wall opening 5-1/2".  
Meets A.D.A. standards.



**65309**  
Sliced Stone and  
Art Glass Mini Pendant  
Olde Bronze® Finish  
1-Lt., 100-W. Max. (M)  
Wd. 8-1/2", B. Hgt. 15", Ovrll. 53"  
Extra lead wire 96". Add. stems  
order 2999 (12") OZ.

# Ceramic



**70329**  
 Table Lamp  
 Portabello Ceramic Finish  
 Hgt. 31"  
 Shade: 7" x 14-1/2" x 10-1/2"  
 Oyster with Light Taupe Hard Back  
 3-Way Turn Switch  
 100-W.



**70330**  
 Table Lamp  
 Portabello Ceramic Finish  
 Hgt. 26-1/2"  
 Shade: 7" x 14-1/2" x 10-1/2"  
 Oyster with Light Taupe Hard Back  
 3-Way Turn Switch  
 100-W.

# Geometric



**70705**

**Table Lamp**

Hammered Slate Finish on Metal

Hgt. 26-1/2"

Shade: 8-1/2" x 16" X 11"

Linen Hard Back

Hi-Low, In-Line Switch

100-W.



**70706**  
 Table Lamp  
 Hammered Bronze Finish on Metal  
 Hgt. 29-1/2"  
 Shade: 8" x 14" X 10"  
 Cream Textured Hard Back  
 3-Way Turn Switch  
 100-W.



**2169 OZ**  
 Chandelier  
 Olde Bronze® Finish and Linen Glass  
 6-Lt., 60-W. Max. (C/K)  
 (Krypton lamps incl.)  
 D. 27", B. Hgt. 20", Ovrl. 58"  
 Extra lead wire 92". 45° (12:12)  
 Max. stem tilt. Add. stems  
 order 2999 (12") OZ.  
 U.S. Patent Pending.



**70707**  
 Table Lamp  
 Hammered Bronze Finish on Metal  
 Hgt. 29-1/2"  
 Shade: 8" x 15" x 10"  
 Linen Hard Back  
 3-Way Turn Switch  
 100-W.

# Geometric



**70699**  
Buffet Lamp  
Silver and Burnished Bronze Finish  
Hgt. 29-1/2"  
Shade: 8-1/2" Sq. x 8-1/2" Sq. x 9-1/2"  
Champagne w/ Metallic and  
Charcoal Thread Hard Back  
Hi-Low, In-line Switch  
100-W.



**70702**  
Table Lamp  
Silver and Burnished Bronze Finish  
Hgt. 28"  
Shade: 9-1/2"x15" x 11"  
Champagne w/ Metallic and  
Charcoal Thread Hard Back  
3-Way Turn Switch  
150-W.



## Swirl



**70691**  
 Buffet Lamp  
 Fruitwood Finish w/  
 Dark Brown Accents  
 Hgt. 30"  
 Shade: 11" x 11-1/2" x 10"  
 Champagne w/ Metallic and  
 Charcoal Thread Hard Back  
 Hi-Low, In-line Switch  
 150-W.



**70692**  
 Table Lamp  
 Fruitwood Finish w/  
 Dark Brown Accents  
 Hgt. 27-1/2"  
 Shade: 14-1/2" x 15" x 10-1/2"  
 Champagne w/ Metallic and  
 Charcoal Thread Hard Back  
 3-Way Turn Switch  
 150-W.



**70693**  
 Accent Lamp  
 Fruitwood Finish w/  
 Dark Brown Accents  
 Hgt. 20"  
 Shade: 11-1/2" x 12" x 8"  
 Champagne w/ Metallic and  
 Charcoal Thread Hard Back  
 On-Off Turn Switch  
 100-W.



**70717**  
Table Lamp  
Antique Silver Finish  
Hgt. 26"  
Shade: 8-1/2" x 17" X 9-1/2" x 24" X 9"  
Sheer Silver Shade-In-Shade Hard Back  
3-Way Turn Switch  
100-W.

# Bronze Crackle Finish



**70003**  
 Table Torchiere  
 Bronze Crackle Finish  
 Hgt. 35"  
 Shade: 7" x 10" x 10-1/2"  
 Silver Mica  
 Hi-Low, In-Line Switch  
 100-W.



Shade May be  
 Removed for  
 Table Torchiere

**70002**  
 Table Lamp  
 Bronze Crackle Finish  
 Hgt. 29"  
 Shade: 5" x 9" x 10" x 18" x 9"  
 Silver Mica  
 Hi-Low, In-Line Switch  
 100-W.



**76001**  
 Torchiere  
 Bronze Crackle Finish  
 Hgt. 72"  
 Shade: 9" x 11" x 13"  
 Silver Mica  
 On-Off Foot Switch  
 150-W.

# Tristan™

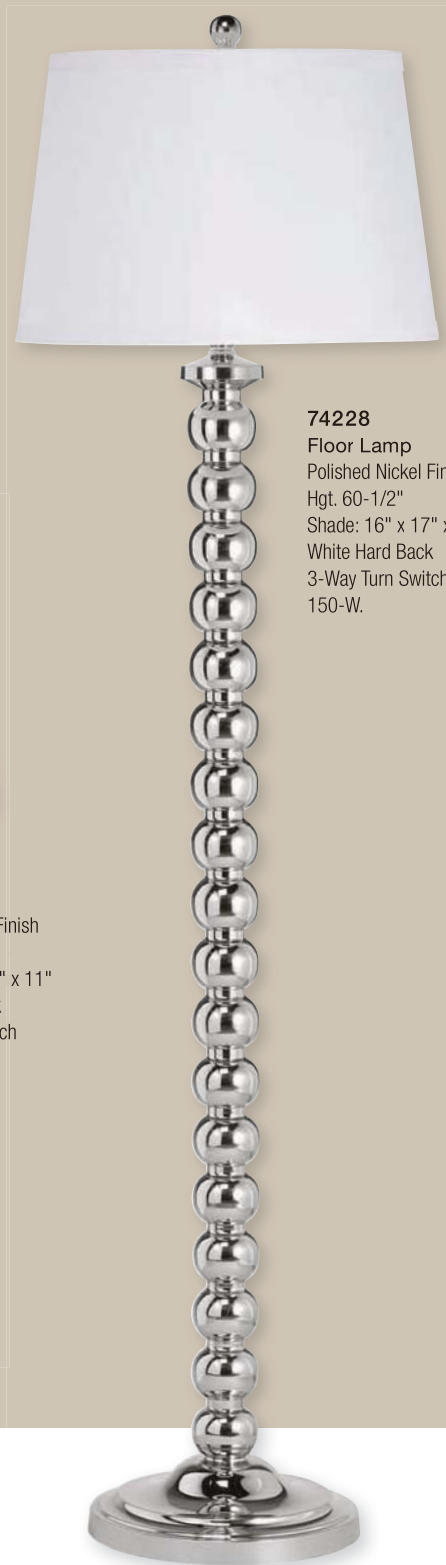
A chic study in contrasts as shiny modern meets traditional classics. Polished Nickel finished metal stacks up nicely with crisp white shades. Urban modern at its best.



**70709**  
Urn Table Lamp  
Polished Nickel Finish  
Hgt. 30"  
Shade: 14" x 17" x 11-1/2"  
White Hard Back  
3-Way Turn Switch  
150-W.



**70710**  
Table Lamp  
Polished Nickel Finish  
Hgt. 33"  
Shade: 11" x 15" x 11"  
White Hard Back  
3-Way Turn Switch  
150-W.



**74228**  
Floor Lamp  
Polished Nickel Finish  
Hgt. 60-1/2"  
Shade: 16" x 17" x 11-1/2"  
White Hard Back  
3-Way Turn Switch  
150-W.

# Nickel Finish

**42087 PN**

**Island Light**

Polished Nickel Finish and White Etched Glass  
 6-Lt., 60-W. Max. (K) (Krypton lamps incl.)  
 Lgth. 36", W. 8", B. Hgt. 5-1/2", Ovrl. 43-1/2"  
 Extra lead wire 112". Add. chain order 2996 PN.  
 Add. stems order 2999 PN.  
 U.S. Patent Pending.



**76000**

**Floor Lamp**

Brushed Nickel Finish  
 Hgt. 78"  
 Shade: D. 12" Satin-Etched  
 Glass with Clear Band  
 On-Off Foot Switch  
 100-W.

**70001**

**Accent Lamp**


Brushed Nickel Finish  
 Hgt. 26"  
 Shade: 6" D. Satin-Etched  
 Glass with Clear Band  
 Hi-Low, In-Line Switch  
 (2) 60-W. Candelabra



# Brushed Nickel Finish



**74107**  
2-Tray Floor Lamp  
Brushed Nickel Finish  
Hgt. 58"  
Shade: 13" x 17" X 13" x 17" X 10"  
White Linen Oval Hard Back  
(2) 13" x 17" Oval Glass Trays  
3-Way Turn Switch  
150-W.



**70431**  
Adjustable Table Lamp  
Black Finish w/ Brushed  
Nickel Accents  
Hgt. 26-1/2" to 31-1/2"  
Shade: 8-1/2" x 13" x 9-1/2"  
Off-White Soft Back  
On-Off Turn Switch  
60-W.



**70558**  
Table Lamp w/ Night Light  
Chrome Finish w/ Ice Glass  
Hgt. 28-1/2"  
Shade: 15" x 16" x 10"  
White Linen Hard Back  
4-Way Turn Switch  
150-W. and  
7-W. Candelabra  
(Night Light in Base)



**74193**  
 Swing Arm Tray Floor Lamp  
 Brushed Nickel Finish  
 Hgt. 57-1/2"  
 Inside Shade: 13" x 1-3/4"  
 Outside Shade: 18" x 3-3/4"  
 White Hard Back Shade on  
 Shade with Diffuser  
 D. 16" Glass Tray  
 Pull Chain Switches  
 (2) 60-W.




**74192**  
 Swing Arm Tray  
 Floor Lamp  
 Distressed Black Finish  
 Hgt. 57-1/2"  
 Inside Shade: 13" x 1-3/4"  
 Outside Shade: 18" x 3-3/4"  
 White Hard Back Shade on  
 Shade with Diffuser  
 D. 16" Glass Tray  
 Pull Chain Switches  
 (2) 60-W.



**74109**  
 2-Tray Floor Lamp  
 Distressed Black Finish  
 Hgt. 58"  
 Shade: 14" x 18" x 11"  
 White Linen Hard Back  
 (1) D. 15" Movable Glass Tray  
 (1) D. 15" Stationary Glass Tray  
 Pull Chain Switches  
 (2) 60-W.

Catch the wave of this intriguing series of table lamps as they gently make their way into any room decor. But wait, what's this? A mirror with aged black and ivory Snakeskin — now that's what we call "going with the flow."



**70663**

**Accent Lamp**

Aged Ivory Snakeskin Finish

Hgt. 23"


Shade: 9-1/2" x 14" X 7-1/2"

Oatmeal Linen Hard Back

Hi-Low, In-Line Switch

100-W.





**70664**  
 Accent Lamp  
 Aged Black Snakeskin Finish  
 Hgt. 28"  
 Shade: 10" x 16" X 10" x 16" X 9"  
 Oatmeal Linen Hard Back  
 Hi-Low, In-Line Switch  
 100-W.



**78111**  
 Beveled Mirror  
 Aged Black and Ivory Snakeskin  
 Finish with Black and Gold Accents  
 Wd. 26", Hgt. 34"



**70666**  
 Table Lamp  
 Aged Ivory Snakeskin Finish  
 29" Hgt.  
 Shade: 12" x 18" X 12" x 18" X 9"  
 Oatmeal Linen Hard Back  
 Hi-Low, In-Line Switch  
 100-W.



**70665**  
 Table Lamp  
 Aged Black Snakeskin Finish  
 31-1/2" Hgt.  
 Shade: 12" x 18" X 12" x 18" X 9"  
 Oatmeal Linen Hard Back  
 Hi-Low, In-Line Switch  
 100-W.







**70610**  
 Console Lamp  
 Espresso and Burnished  
 Copper Finish  
 Hgt. 35"  
 Shade: 8" x 14" x 9"  
 Aged Copper w/ Metallic  
 Thread Hard Back  
 3-Way Turn Switch  
 100-W.



**70609**  
 Table Lamp  
 Espresso and Burnished  
 Copper Finish  
 Hgt. 26"  
 Shade: 12" x 20" x 9"  
 Aged Copper w/ Metallic  
 Thread Hard Back  
 3-Way Turn Switch  
 150-W.




**70611**  
 Table Lamp  
 Espresso and Burnished  
 Copper Finish  
 Hgt. 32"  
 Shade: 12" x 20" x 9"  
 Aged Copper w/ Metallic  
 Thread Hard Back  
 3-Way Turn Switch  
 150-W.



**74123**  
Floor Lamp  
Espresso and Burnished  
Copper Finish  
Hgt. 62-1/2"  
Shade: 14" x 22" x 10"  
Aged Copper w/  
Metallic Thread Hard Back  
3-Way Turn Switch  
150-W.



**78034**  
Decorative Box  
Espresso and Burnished  
Copper Finish  
8" Sq., Hgt. 13-1/2"



**78048**  
Set of Two Candle Stands  
Espresso and Burnished  
Copper Finish  
Hgt. 22-1/2", Hgt. 16"  
(candles not Incl.)

# Concentrix™



**70375**  
 Table Lamp  
 Espresso Finish w/ Silver Accents  
 Hgt. 20"  
 Shade: 10" x 17-1/2" X 12" x 20" X 8-1/2"  
 Mushroom Hard Back  
 3-Way Turn Switch  
 100-W.




**78019**  
 Beveled Mirror  
 Espresso Finish w/ Silver Accents  
 Wd. 36", Hgt. 49"



**70633**  
 Table Lamp  
 Espresso Finish w/ Silver Accents  
 Hgt. 30-1/2"  
 Shade: 10" x 17-1/2" X 12" x 20" X 9"  
 Mushroom Hard Back  
 3-Way Turn Switch  
 150-W.



**78032**  
 Decorative Pedestal Bowl  
 Espresso Finish w/ Silver Accents  
 Lgth. 13-1/2", Wd. 9-1/2", Hgt. 10"



Just north of Nairobi, Kenya lies Lake Nakuru, a tranquil and pristine wildlife sanctuary. Birds sing. Rhinos, zebras, and elephants roam. And the inspiration behind each of these gold metallic and black animal accents set any decor free.



**78039**  
Beveled Mirror  
Hand-Painted Finish  
Wd. 24" x Hgt. 48"



**78108**  
Set of Three Vases  
Hand-Painted Finish on Porcelain  
Hgt. 16", Hgt. 14", Hgt. 12"



**70681**  
Table Lamp  
Hand-Painted Finish on Porcelain  
Hgt. 28"  
Shade: 13" x 14" x 10"  
Gold Hard Back w/ Black Trim  
3-Way Turn Switch  
150-W.



**70683**  
Table Lamp  
Hand-Painted Finish on Porcelain  
Hgt. 41-1/2"  
Shade: 18" x 19" x 12"  
Gold Hard Back w/ Black Trim  
3-Way Turn Switch  
150-W.

# Porcelain



**70632**  
Cody Table Lamp  
Hand-Painted Porcelain  
Hgt. 29"  
Shade: 6-1/2" x 9" X 12-1/2" x 17-1/2" X 12"  
Blonde Sueded Soft Back  
3-Way Turn Switch  
100-W.



**78030**  
Cody Beveled Mirror  
Multi-Colored Hand-Painted Finish  
Wd. 24", Hgt. 36"





**70564**  
**Miles Table Lamp**  
 Hand-Painted Porcelain  
 Hgt. 29-1/2"  
 Shade: 8" x 15" Sq. x 11-1/2"  
 Cream Linen Square Soft Back  
 3-Way Turn Switch  
 150-W.



**70559**  
**Oliver Table Lamp**  
 Hand-Painted Porcelain  
 Hgt. 29-1/2"  
 Shade: 15" x 16" x 10"  
 Beige Soft Back  
 3-Way Turn Switch  
 150-W.



**70567**  
**Charles Table Lamp**  
 Hand-Painted Porcelain  
 Hgt. 40"  
 Shade: 15" x 18" x 13"  
 Chamois Sueded Hard Back  
 3-Way Turn Switch  
 150-W.

# Porcelain





**70563**  
**Felix Table Lamp**  
 Hand-Painted Porcelain  
 Hgt. 28-1/2"  
 Shade: 16" x 17" x 10"  
 Cream Linen Soft Back  
 w/ Black Trim  
 3-Way Turn Switch  
 150-W.



**70565**  
**Hannah Table Lamp**  
 Hand-Painted Porcelain  
 Hgt. 35"  
 Shade: 15" x 18" x 13"  
 Blonde Sueded Hard Back  
 3-Way Turn Switch  
 150-W.



**70560**  
**Chloe Table Lamp**  
 Hand-Painted Porcelain  
 Hgt. 29-1/2"  
 Shade: 6-1/2" x 9-1/2" X 11" x 17" X 11"  
 Coordinating Hand-Painted  
 Oval Hard Back  
 3-Way Turn Switch  
 150-W.

# Porcelain



**78082**  
Robert Charger w/ Stand  
Hand-Painted Porcelain  
Ovrl. Hgt. 15-1/2", D. 14-1/2"



**70561**  
Robert Table Lamp  
Hand-Painted Porcelain  
Hgt. 30"  
Shade: 16" x 17" x 10"  
Camel Hard Back  
3-Way Turn Switch  
150-W.



**78081**  
Robert Decorative  
Bowl w/ Stand  
Hand-Painted Porcelain  
Hgt. 7-1/2", D. 14"



**78083**  
 Dharma Decorative Bowl w/ Stand  
 Hand-Painted Porcelain  
 Hgt. 7-1/2", D. 14"



**78084**  
 Dharma Charger w/ Stand  
 Hand-Painted Porcelain  
 Ovrll. Hgt. 15-1/2", D. 14-1/2"



**70562**  
 Dharma Table Lamp  
 Hand-Painted Porcelain  
 Hgt. 31-1/2"  
 Shade: 15" x 16" x 11-1/2"  
 Off-White Soft Back  
 3-Way Turn Switch  
 150-W.



**78085**  
 Dharma Round Decorative Jar w/ Lid  
 Hand-Painted Porcelain  
 Hgt. 8-1/2", D. 12-1/2"



# Blackened Silver Finish



**70622**  
Table Lamp  
Blackened Silver and  
Rustic Bronze Finish  
w/ Smoked Glass Accent  
Hgt. 29-1/2"  
Shade: 15" x 15" x 10"  
Oatmeal Linen Soft Back  
3-Way Turn Switch  
150-W.



**70623**  
Accent Lamp  
Blackened Silver and  
Rustic Bronze Finish  
w/ Smoked Glass Accent  
Hgt. 22"  
Shade: 11" x 11-1/2" x 9-1/2"  
Oatmeal Linen Soft Back  
3-Way Turn Switch  
100-W.



**70624**  
**Buffet Lamp**  
 Blackened Silver and  
 Rustic Bronze Finish  
 w/ Smoked Glass Accent  
 Hgt. 31-1/2"  
 Shade: 11" x 11-1/2" x 9-1/2"  
 Oatmeal Linen Soft Back  
 3-Way Turn Switch  
 100-W.



**70625**  
**Desk Lamp**  
 Blackened Silver and  
 Rustic Bronze Finish  
 w/ Smoked Glass Accent  
 Hgt. 29"  
 Shade: 10" x 16" x 10" x 16" x 10-1/2"  
 Oatmeal Linen Soft Back  
 Hi-Low, In-Line Switch  
 (2) 60-W.

# Blackened Wire



**70644**  
Buffet Lamp  
Blackened Wire w/  
Coordinating Off Black Base  
and Gold Highlights  
Hgt. 31"  
Shade: 8" x 8" x 10"  
Linen Hard Back  
Hi-Low, In-Line Switch  
60-W.



**74220**  
Floor Lamp  
Blackened Wire w/  
Coordinating Off Black Base  
and Gold Highlights  
Hgt 59-1/2" .  
Shade: 14" x 14-1/2" x 12"  
Linen Hard Back  
3-Way Turn Switch  
150-W.






**78042**  
 Decorative Bowl  
 Blackened Wire w/ Coordinating  
 Off Black Base and Gold Highlights  
 Hgt. 11", D. 12"



**78041**  
 Set of Two Candlesticks  
 Blackened Wire w/  
 Coordinating Off Black Base  
 and Gold Highlights  
 Hgt. 14-1/2", Hgt. 12"  
 (candles not incl.)



**70638**  
 Accent Lamp  
 Blackened Wire w/  
 Coordinating Off Black Base  
 and Gold Highlights  
 Hgt. 20-1/2"  
 Shade: 10" x 10-1/2" x 8"  
 Linen Hard Back  
 On-Off Turn Switch  
 100-W.



**70639**  
 Table Lamp  
 Blackened Wire w/  
 Coordinating Off Black Base  
 and Gold Highlights  
 Hgt. 31"  
 Shade: 15" x 15-1/2" x 12"  
 Linen Hard Back  
 3-Way Turn Switch  
 150-W.

# Outdoor



Extend more of your living space into the great outdoors without sacrificing the comforts of home. Although fashioned to tackle the elements with stain, fade, and mildew-resistant materials, they're completely irresistible to you and your guest.



**70402**  
 Outdoor Table Lamp  
 Antique Copper Finish  
 w/ Seedy Glass  
 29" Hgt.  
 Shade: 11" x 17" x 11"  
 Warm Walnut Textured Sunbrella® Brand  
 Fabric Removable Shade  
 On-Off Toggle Switch  
 100-W.  
 UL Listed - Wet Location



**70377**  
 Outdoor Table Lamp  
 Brown Bark Finish  
 Hgt. 30-1/2"  
 Shade: 9" x 11" x 10"  
 Oyster Textured Sunbrella® Brand  
 Fabric Removable Shade  
 On-Off Toggle Switch  
 100-W.  
 UL Listed - Wet Location



**74165**  
 Outdoor Floor Lamp  
 Brown Bark Finish  
 Hgt. 59-1/2"  
 Shade: 12" x 15" x 11"  
 Oyster Textured Sunbrella® Brand  
 Fabric Removable Shade  
 On-Off Toggle Switch  
 100-W.  
 UL Listed - Wet Location

# Outdoor



**70604**  
Outdoor Table Lamp  
Aged Bronze Finish  
Hgt. 31"  
Shade: 11" x 16" x 12"  
Linen Sunbrella® Brand Fabric  
Removable Shade  
On-Off Toggle Switch  
100-W.  
UL Listed - Wet Location



**74212**  
Outdoor Floor Lamp  
Aged Bronze Finish  
Hgt. 60-1/2"  
Shade: 14" x 17" x 12"  
Linen Sunbrella® Brand Fabric  
Removable Shade  
On-Off Toggle Switch  
100-W.  
UL Listed - Wet Location



**70506**  
Outdoor Table Lamp  
Distressed Black Finish  
w/ Burnished Copper Accent  
Hgt. 32"  
Shade: 12-1/2" x 14" x 12"  
Sedona Textured Sunbrella® Brand  
Fabric Removable Shade  
On-Off Toggle Switch  
100-W.  
UL Listed - Wet Location



**70557**  
 Outdoor Table Lamp  
 Brown Bark Finish  
 Hgt. 31"  
 Shade: 10" x 15" x 11"  
 Basil Green Textured  
 Sunbrella® Brand Fabric  
 Removable Shade  
 On-Off Toggle Switch  
 100-W.  
 UL Listed - Wet Location



**74199**  
 Outdoor Floor Lamp  
 Brown Bark Finish  
 Hgt. 60-1/2"  
 Shade: 15" x 20" x 13-3/4"  
 Basil Green Textured  
 Sunbrella® Brand Fabric  
 Removable Shade  
 On-Off Toggle Switch  
 100-W.  
 UL Listed - Wet Location



**70504**  
 Outdoor Table Lamp  
 Distressed Black Finish w/  
 Decorative Ceramic Accent  
 Hgt. 31"  
 Shade: 6" x 12" X 10" x 18" X 10"  
 Sedona Textured  
 Sunbrella® Brand Fabric  
 Removable Rectangular Shade  
 On-Off Toggle Switch  
 100-W.  
 UL Listed - Wet Location

# Mirrors: A Collective View



78015



78019



78033



78030



78035



78036



78039

**78015**  
Beveled Mirror  
Burnished Silver Finish,  
Wd. 33", Hgt. 51"

**78019**  
Beveled Mirror  
Espresso Finish w/ Silver Accents,  
Wd. 36", Hgt. 49"

**78033**  
Beveled Mirror  
Hand-Painted w/ Pine Cone Accents,  
29" Sq.

**78039**  
Beveled Mirror  
Hand-Painted Finish  
Wd. 24", Hgt. 48"

**78030**  
Cody Beveled Mirror  
Multi-Colored Hand-Painted Finish,  
Wd. 24", Hgt. 36"

**78035**  
Beveled Mirror  
Hand-Painted Finish,  
Wd. 24", Hgt. 36"

**78036**  
Beveled Mirror  
Wispy Brûlée™ Finish on Metal,  
Wd. 24", Hgt. 36"



78045



78049



78086



78099



78101



78103

**78045**  
Beveled Mirror  
Hand-Painted Aged Red Finish w/ Antique Gold Highlights, Wd. 24", Hgt. 36"

**78099**  
Desert Gold Beveled Mirror  
Hand-Painted Wood, Wd. 24", Hgt. 36"

**78049**  
Beveled Mirror  
Distressed Black Finish on Metal Wd. 30", Hgt. 40"

**78101**  
Set of Two Wall Discs  
Mirrored Back Burnished Silver Finish, D. 18-1/2"

**78086**  
Beveled Mirror  
Hand-Painted Wood Finish Wd. 28", Hgt. 36"

**78103**  
Oval Beveled Mirror  
Olde Iron Finish, Wd. 22", Hgt. 32"

# Mirrors: A Collective View



78102



78106



78109



78111



78113



78114



78115

**78102**  
Beveled Mirror  
Tannery Bronze® Finish w/ Gold  
Highlights, Wd. 30-1/2", Hgt. 42"

**78106**  
Beveled Mirror  
Hand-Painted Finish  
Wd. 24", Hgt. 36"

**78109**  
Beveled Mirror,  
Burnished Black Finish on Metal,  
Wd. 31", Hgt. 45-1/2"

**78115**  
Beveled Mirror  
Hand-Painted Wood Finish,  
Wd. 24", Hgt. 48"

**78111**  
Beveled Mirror, Aged Black and Ivory  
Snakeskin Finish w/ Black and Gold  
Accents, Wd. 26", Hgt. 34"

**78113**  
Set of Two Mirrors  
Antique Metallic Silver Finish,  
22" Sq. each

**78114**  
Set of Four Mirrors  
Hand-Painted Finish,  
12-1/2" Sq. each



# Accessories

## Standard Gauge Chain

Chain may be ordered in 3' lengths to supplement existing chain supplied with Kichler® fixtures. To order additional chain, look for the chain recommendations listed for fixtures requiring chain.

2996 ANO  
2996 BLB  
2996 CO  
2996 DZ  
2996 PZ  
2996 VBZ

## Heavy Gauge Chain

4901 ANO  
4901 MPC  
4901 PZ

## Extra Heavy Gauge Chain

4908 ANO

## Decorative Chain

4904 TZG  
4905 TZ

## Stem Segments

To increase the fixture overall length to a maximum of five stem segments you may order:

**6" Length**  
2998 ANO  
2998 DZ  
2998 PZ

**12" Length**  
2999 ANO  
2999 DZ  
2999 MPC  
2999 PZ

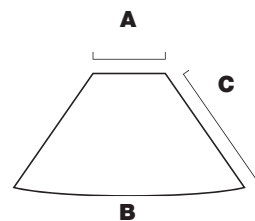
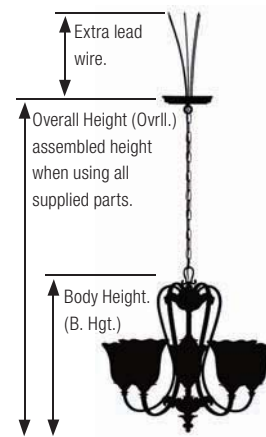
**Replacement Light Bulbs**  
78066

**Hang-Straight Canopy Kit**  
3000 ANO

**Ceiling Mount Pendant Suspensor Kit**  
4900 ANO

# Abbreviation Code

incl. - included  
Lt. - light  
T. - tier  
W. - watt  
Max. - maximum  
Adj. - adjustable  
Wd. - width  
D. - diameter  
Hgt. - height  
B. Hgt. - body height  
Ovrll. - overall  
Add. - additional  
cntr. - center  
illum. - illuminated  
Effic. - efficacy  
Replcmt. - replacement  
Ext. - extension  
Lgth. - Length



Shade dimensions are listed as follows:  
A x B x C

# Legend

- All bulbs are Medium Based Bulbs (E-26) unless otherwise noted.
- Bulbs not included unless otherwise noted.
- Wattages stated are the maximum recommended; however, you may use lower wattage bulbs to suit your lighting needs. Some recommended bulbs are not available in the maximum allowable wattage.
- All electrical products are rated as 120-Volt, AC unless otherwise noted.
- All electrical products are U.L. listed.
- All products featured in outdoor section are UL listed for wet location, except where noted.
- CSA certified items are available upon request. Please contact your Kichler® representative.
- All chain drop products are equipped with at least 36" of chain.
- On some products, in order to accommodate higher than normal ceiling heights, extra lead wire is supplied and specified. With additional sections of chain (not included), this allows an added measure of design flexibility.
- Many manufacturers' candelabra based lamps are not suitable for operation in BASE UP applications. We have determined that Sylvania® decor lamps are suitable without affecting performance.

- Floor lamps require some assembly.
- Many long life tungsten halogen capsule lamps are now available as alternatives to conventional incandescent light bulbs. At present, only the following are suitable for replacements in Kichler fixtures:

## General Electric®

#90TB/H90-W  
#51TB/H51-W

## Sylvania®

#42MB CAP 42-W  
#52MB CAP 52-W  
#72MB CAP 72-W

## Philips®

#75BT 15/Q/CAP/CL 75-W  
#75BT 15/Q/CAP/W 75-W  
#100BT 15/Q/CAP/CL 100-W  
#100BT 15/Q/CAP/W 100-W

- The above halogen capsule lamps maybe used to replace any lamp of a HIGHER wattage, but not to exceed the existing specified maximum wattage, i.e., 72-W. may replace a 75-W.
- Finishes for fixtures installed outdoors are subject to change due to prolonged exposure to sunlight, airborne pollutants and other forms of weathering.
- To serve you better, Kichler Lighting reserves the right to make improvements to the product in this catalog. Therefore, some products may change during the life of the catalog and the product information contained in this catalog may also have changed.

# Index

<b>LAMPS &amp; ACCESSORIES</b>	<b>70294</b> .....	33	<b>70500</b> .....	63	<b>70607</b> .....	99	<b>70661</b> .....	41
<b>COLLECTION</b>	<b>70296</b> .....	95	<b>70504</b> .....	173	<b>70608</b> .....	19	<b>70662</b> .....	27
<b>24681</b> .....	<b>70316</b> .....	97	<b>70506</b> .....	172	<b>70609</b> .....	155	<b>70663</b> .....	152
<b>24685 PBR</b> .....	<b>70317</b> .....	97	<b>70508</b> .....	57	<b>70610</b> .....	155	<b>70664</b> .....	153
<b>24802</b> .....	<b>70318</b> .....	97	<b>70509</b> .....	57	<b>70611</b> .....	155	<b>70665</b> .....	153
<b>24822</b> .....	<b>70320</b> .....	136	<b>70554</b> .....	35	<b>70615</b> .....	75	<b>70666</b> .....	153
<b>24856</b> .....	<b>70323</b> .....	136	<b>70555</b> .....	122	<b>70616</b> .....	75	<b>70668</b> .....	69
<b>24859 S</b> .....	<b>70326</b> .....	65	<b>70557</b> .....	173	<b>70617</b> .....	75	<b>70671</b> .....	105
<b>24946</b> .....	<b>70329</b> .....	141	<b>70558</b> .....	150	<b>70618</b> .....	75	<b>70672</b> .....	59
<b>270290</b> .....	<b>70330</b> .....	141	<b>70559</b> .....	161	<b>70622</b> .....	166	<b>70673</b> .....	51
<b>270291</b> .....	<b>70332</b> .....	47	<b>70560</b> .....	163	<b>70623</b> .....	166	<b>70674</b> .....	59
<b>270310</b> .....	<b>70333</b> .....	47	<b>70561</b> .....	164	<b>70624</b> .....	167	<b>70675</b> .....	51
<b>270312</b> .....	<b>70334</b> .....	47	<b>70562</b> .....	165	<b>70625</b> .....	167	<b>70676</b> .....	129
<b>270417</b> .....	<b>70335</b> .....	110	<b>70563</b> .....	163	<b>70626</b> .....	107	<b>70678</b> .....	43
<b>270421</b> .....	<b>70344</b> .....	127	<b>70564</b> .....	161	<b>70628</b> .....	128	<b>70680</b> .....	60
<b>270422</b> .....	<b>70346</b> .....	127	<b>70565</b> .....	163	<b>70630</b> .....	72	<b>70681</b> .....	159
<b>270426 RD</b> .....	<b>70356</b> .....	127	<b>70567</b> .....	161	<b>70631</b> .....	69	<b>70682</b> .....	42
<b>270426</b> .....	<b>70357</b> .....	117	<b>70570</b> .....	19	<b>70632</b> .....	160	<b>70683</b> .....	159
<b>270452</b> .....	<b>70369</b> .....	50	<b>70571</b> .....	20	<b>70633</b> .....	157	<b>70684</b> .....	104
<b>274215</b> .....	<b>70375</b> .....	157	<b>70572</b> .....	39	<b>70634</b> .....	108	<b>70685</b> .....	10
	<b>70377</b> .....	171	<b>70573</b> .....	52	<b>70636</b> .....	49	<b>70686</b> .....	105
<b>4018 S</b> .....	<b>70379</b> .....	133	<b>70574</b> .....	52	<b>70637</b> .....	56	<b>70687</b> .....	23
<b>4022-741</b> .....	<b>70381</b> .....	96	<b>70576</b> .....	56	<b>70638</b> .....	169	<b>70688</b> .....	11
<b>4028 S</b> .....	<b>70383</b> .....	137	<b>70577</b> .....	38	<b>70639</b> .....	169	<b>70689</b> .....	25
<b>4046 S</b> .....	<b>70388</b> .....	131	<b>70578</b> .....	37	<b>70640</b> .....	75	<b>70690</b> .....	11
<b>4616-684</b> .....	<b>70390</b> .....	115	<b>70579</b> .....	45	<b>70641</b> .....	73	<b>70691</b> .....	145
<b>4823 W</b> .....	<b>70393</b> .....	131	<b>70580</b> .....	15	<b>70642</b> .....	73	<b>70692</b> .....	145
<b>4842 W</b> .....	<b>70395</b> .....	130	<b>70583</b> .....	64	<b>70643</b> .....	49	<b>70693</b> .....	145
	<b>70402</b> .....	171	<b>70584</b> .....	123	<b>70644</b> .....	168	<b>70696</b> .....	22
<b>70001</b> .....	<b>70406</b> .....	94	<b>70585</b> .....	123	<b>70645</b> .....	67	<b>70697</b> .....	24
<b>70002</b> .....	<b>70407</b> .....	94	<b>70586</b> .....	64	<b>70646</b> .....	67	<b>70699</b> .....	144
<b>70003</b> .....	<b>70427</b> .....	60	<b>70588</b> .....	65	<b>70647</b> .....	66	<b>70700</b> .....	118
<b>70034</b> .....	<b>70428</b> .....	60	<b>70591</b> .....	47	<b>70648</b> .....	67	<b>70702</b> .....	144
<b>70039</b> .....	<b>70431</b> .....	150	<b>70592</b> .....	122	<b>70649</b> .....	71	<b>70705</b> .....	142
<b>70052</b> .....	<b>70434</b> .....	117	<b>70593</b> .....	121	<b>70650</b> .....	71	<b>70706</b> .....	143
<b>70053</b> .....	<b>70440</b> .....	120	<b>70596</b> .....	123	<b>70651</b> .....	90	<b>70707</b> .....	143
<b>70056</b> .....	<b>70454</b> .....	120	<b>70597</b> .....	54	<b>70652</b> .....	90	<b>70708</b> .....	118
<b>7021-514</b> .....	<b>70456</b> .....	70	<b>70598</b> .....	54	<b>70653</b> .....	71	<b>70709</b> .....	148
<b>7022-516</b> .....	<b>70477</b> .....	35	<b>70599</b> .....	12	<b>70654</b> .....	71	<b>70710</b> .....	148
<b>70228 BBZ</b> .....	<b>70489</b> .....	123	<b>70600</b> .....	29	<b>70655</b> .....	101	<b>70712</b> .....	76
<b>70240 SZ</b> .....	<b>70490</b> .....	132	<b>70601</b> .....	121	<b>70656</b> .....	61	<b>70713</b> .....	76
<b>70282</b> .....	<b>70491</b> .....	133	<b>70602</b> .....	28	<b>70657</b> .....	61	<b>70714</b> .....	119
<b>70283</b> .....	<b>70495</b> .....	63	<b>70604</b> .....	172	<b>70658</b> .....	49	<b>70715</b> .....	49
<b>70284</b> .....	<b>70496</b> .....	62	<b>70605</b> .....	29	<b>70659</b> .....	74	<b>70716</b> .....	48
<b>70293</b> .....	<b>70497</b> .....	62	<b>70606</b> .....	44	<b>70660</b> .....	41	<b>70717</b> .....	146

70718.....	9	74175.....	121	76114.....	32	78089.....	21	65277.....	83
70719.....	9	74177.....	94	76117.....	103	78090.....	20	65278.....	84
70721.....	8	74184.....	63	76118.....	111	78091.....	39	65281.....	84
70722.....	9	74190.....	136	76124 SZ.....	55	78092.....	38	65286.....	79
70723.....	88	74192.....	151	76130.....	94	78093.....	39	65287.....	79
70724.....	88	74193.....	151	76132.....	62	78094.....	37	65304.....	80
70725.....	92	74199.....	173	76133.....	130	78095.....	15	65308.....	140
70727.....	91	74200.....	57	76138.....	28	78096.....	20	65309.....	140
70731.....	106	74201.....	38	76155.....	101	78097.....	20	65313.....	80
		74202.....	53			78098.....	16	69004.....	85
7240S.....	114	74203.....	56	78011 BBZ.....	135	78099.....	16, 175	69078.....	81
7377-586.....	117	74206.....	21	78012 BBZ.....	135	78101.....	39, 175	69081.....	79
7377 PBR.....	98	74207.....	54	78015.....	37, 174	78102.....	45, 176	69087.....	140
7381 S.....	114	74208.....	99	78016.....	38	78103.....	53, 175	69104.....	80
7381 TGP.....	125	74209.....	16	78018.....	17	78104.....	17		
7385-984.....	117	74211.....	29	78019.....	157, 174	78105.....	17	<b>KICHLER COLLECTION</b>	
		74212.....	172	78029.....	108	78106.....	129, 176	1028 LBZ.....	109
74010.....	31	74214.....	98	78030.....	160, 174	78107.....	129	1744 DBK.....	59
74102.....	132	74216.....	72	78031.....	120	78108.....	159	2110 ACK.....	104
74107.....	150	74220.....	168	78032.....	157	78109.....	43, 176	2120 NBR.....	91
74109.....	151	74221.....	50	78033.....	50, 174	78110.....	104	2151 WBR.....	41
74112 BBZ.....	135	74223.....	90	78034.....	156	78111.....	153, 176	2169 OZ.....	143
74114.....	73	74224.....	43	78035.....	27, 174	78112.....	23	2217 TZG.....	45
74115.....	99	74225.....	25	78036.....	41, 174	78113.....	23, 176	2633 BH.....	13
74116.....	27	74226.....	10	78037.....	27	78114.....	25, 176	3229 LBZ.....	108
74118.....	51	74228.....	148	78038.....	27	78115.....	11, 176	42087 PN.....	149
74119.....	129	74230.....	119	78039.....	159, 174			42127 LBZ.....	34
74123.....	156	74231.....	107	78041.....	169	<b>TIFFANY COLLECTION</b>		42129 LBZ.....	35
74128.....	91	74232.....	8	78042.....	169	60010.....	85	42151 OZ.....	96
74138.....	13	74233.....	89	78045.....	109, 175	60157.....	85	42202 CZ.....	30
74142.....	95	74234.....	93	78046.....	109	60260.....	82	42206 CZ.....	33
74151.....	136	74235.....	29	78048.....	156	60262.....	77	45101 CZ.....	32
74152.....	137	74236.....	89	78049.....	58, 175	60266.....	83		
74153.....	111	74255.....	101	78068.....	34	60267.....	84		
74154.....	137			78069.....	34	60279.....	128		
74158.....	114	76000.....	149	78070.....	34	60280.....	81		
74159.....	126	76001.....	147	78076.....	133	60286.....	80		
74160.....	137	76007.....	53	78077.....	132	60287.....	79		
74162.....	47	76010.....	55	78081.....	164	60288.....	79		
74163.....	96	76101.....	59	78082.....	164	61008.....	140		
74165.....	171	76102.....	89	78083.....	165	62047.....	77		
74166.....	131	76103.....	93	78084.....	165	62050.....	82		
74168.....	69	76108.....	90	78085.....	165	65069.....	85		
74172.....	103	76111.....	95	78086.....	19, 175	65269.....	83		
74173.....	103	76113.....	33	78088.....	21	65274.....	81		

*Featured on Front Cover:*  
Color Block Collection  
Table Lamp 70570  
Floor Lamp 74206  
Mirror 78086  
Set of Three Vases 78089  
Decorative Tray 78090

*Featured on Back Cover:*  
Clayton Collection  
Table Lamp 70725  
Torchiere 76103

**KICHLER LAMPS & ACCESSORIES**

World Headquarters  
7711 E. Pleasant Valley Rd.  
PO Box 318010  
Cleveland, Ohio 44131-8010

[www.kichler.com](http://www.kichler.com)

30M/08-KLA-572  
Catalog No. **K1208**

Printed in USA  
© Copyright All rights reserved.  
Kichler Lighting.

The majority of newer Kichler Lamps &  
Accessories are U.S. Patent Pending.  
Many are also Patent Pending in Canada.

