



ZANEEN

L3



L3 Catalogs Table of Contents

Volume	Publication
1.1	L3 News Supplement - 2009
1.0	L3 General Catalog

NEW

1.1

ZANEEN



L3





INDEX

1. SURFACED LIGHTS	
1.1 CEILING	02
LUCKY DICE high	04
LUCKY DICE low	06
DICE asymmetric-1	08
DICE asymmetric-2	10
DICE mini	12
C.S.I. CDM-R111	14
C.S.I. QR-LP111	16
C.S.I. mini	18
KOOKI	20
iONE QR-LP111	22
iONE CDM-R111	24
iPOINT NV /12V	26
iPOINT CDM-T	28
1.2 WALL	30
DICE WALL	32
DICE WALL Zubehör	36
iONE WALL	38
iTWO WALL	40
BOSS-DRUM	42
BOSS-DRUM IDENTITY	44
1.3 WALL and CEILING	50
SIGN ROUND	52
SIGN ROUND AURA	54
2. RECESSED CEILING LIGHTS	56
SIGN ROUND	58
SIGN ROUND CENTER	60
π^2 PI-QUADRAT	62
π^2+ PI-QUADRAT PLUS	64
WHITE LINE	66
3. RECESSED CEILING SPOTLIGHTS	68
η ETA-MAX 1	70
η ETA-MAX 2	72
3.1 TRIMLESS	
MATRIX MIDI-T	74
4. SUSPENDED LIGHTS	76
SIGN ROUND	78
SIGN ROUND AURA	80
CROSS OVER	82
5. TRACK-SPOTLIGHTS	84
iBOX vertical	86
iBOX horizontal	88
iONE CDM-R111	90
iONE QR-LP111 long /short	92
iPOINT NV /12V	94
iPOINT CDM-T	96
6. PROFILE	98
MAX LINE	104
LEGEND	112
REGULATIONS	113
DIFFUSER CARE-NOTE	114



LUCKY DICE HIGH

- ▣ Surfaced ceiling light with direct light distribution
- ▣ Extruded aluminum, powder-coated
- ▣ Color: silver, black or white*

L321740



* In your order please add the following Colour Code:

»B« for black or...

»W« for white to the end of article-number.





LUCKY DICE LOW

- Surfaced ceiling light with direct light distribution
- Extruded aluminum, powder-coated
- Colour: silver, black or white*

L321750



* In your order please add the following Colour Code:

■ »B« for black or...

□ »W« for white to the end of the article-number





DICE ASYMMETRIC-1

- ▣ Surfaced ceiling light with direct light distribution
- ▣ Extruded aluminum, powder-coated
- ▣ Illuminant tilted 30°
- ▣ Colour: silver, black or white*

L321760



* In your order please add the following Colour Code:

■ »B« for black or...

□ »W« for white to the end of article-number.

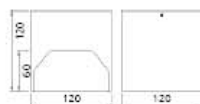




DICE ASYMMETRIC-2

- ▣ Surfaced ceiling light with direct light distribution
- ▣ Extruded aluminum, powder-coated
- ▣ Illuminant tilted 30°
- ▣ Colour: silver, black or white*

L321770



* In your order please add the following Colour Code:

»B« for black or...

»W« for white to the end of article-number.






DICE MINI

- = Surfaced ceiling light with direct light distribution
- = Extruded aluminum, powder-coated
- = Colour: silver, black or white*

L321780



* In your order please add the following Colour Code:

»B« for black or...

»W« for white to the end of article-number.






C.S.I.
cylindric spot innovation

- Surfaced ceiling light with direct light distribution
- Extruded aluminum, powder-coated
- Spot click- (360°) and adjustable (40°)
- Colour: silver, black or white*

L321790



* In your order please add the following Colour Code:

»B« for black or...

»W« for white to the end of article-number.






C.S.I.
cylindric spot innovation

- ▣ Surfaced ceiling light with direct light distribution
- ▣ Extruded aluminum, powder-coated
- ▣ Spot click- (360°) and adjustable (40°)
- ▣ Colour: silver, black or white*

L321800



* In your order please add the following Colour Code:

»B« for black or...

»W« for white to the end of article-number.





C.S.I. MINI
cylindric spot innovation

- Surfacéd ceiling light with direct light distribution
- Extruded aluminum, powder-coated
- Colour: silver, black or white*

L321810



* In your order please add the following Colour Code:

»B« for black or...

»W« for white to the end of article-number.





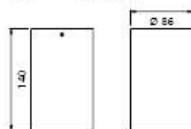
KOOKI

- = Surfaced ceiling light with direct light distribution
- = Extruded aluminum, powder-coated
- = Colour: silver, black or white*

L321820

allowed illuminant:

20W 41851WFL
35W 41850WFL



* In your order please add the following Colour Code:

»B« for black or...

»W« for white to the end of article-number.

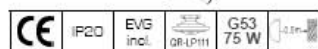
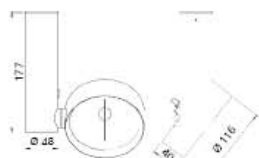




IONE

- Surfaced ceiling light with direct light distribution
- Extruded aluminum, powder-coated
- Colour: silver, black or white*

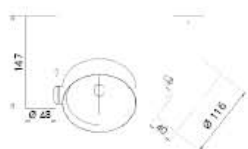
L321830
L321840 - with chrome-ring



IONE SHORT

- Surfaced ceiling light with direct light distribution
- Extruded aluminum, powder-coated
- Colour: silver, black or white*

L321850
L321860 - with chrome-ring



ACCESSORIES: MOUNTING PANEL



- For plasterboard ceiling
- Colour: silver, black or white*

L394620

* In your order please add the following Colour Code:

- »B« for black or...
- »W« for white to the end of article-number.

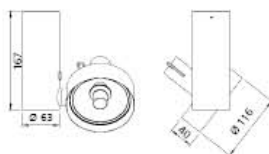


IONE

- = Surfaced ceiling light with direct light distribution
- = Extruded aluminum, powder-coated
- = Colour: silver, black or white*

L321870

L321880 - with chrome-ring



* In your order please add the following Colour Code:

■ »B« for black or...

□ »W« for white to the end of article-number.

ACCESSORIES: MOUNTING PANEL



- = For plasterboard ceiling
- = Colour: silver, black or white*

L394620





iPOINT SHORT

- = Surfaced ceiling light with direct light distribution
- = Extruded aluminum, powder-coated / chrome-plated
- = Spot adjustable
- = Simple lamp change, tool-free
- = Colour: silver, black or white*

10° L321890

20° L321900


30° L321910

with chrome spot head:

10° L321920

20° L321930

30° L321940



iPOINT LONG

- = Surfaced ceiling light with direct light distribution
- = Extruded aluminum, powder-coated / chrome-plated
- = Spot adjustable
- = Simple lamp change, tool-free
- = Colour: silver, black or white*

10° L321950

20° L321960

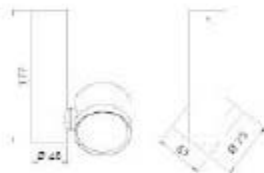
30° L321970

with chrome spot head:

10° L321980

20° L321990

30° L322000



ACCESSORIES: MOUNTING PANEL



- = For plasterboard wall
- = Colour: silver, black or white*

L394620

* In your order please add the following Colour Code:

■ »B« for black or...

□ »W« for white to the end of article-number.





iPOINT

- ▣ Surfaced ceiling light with direct light distribution
- ▣ Extruded aluminum, powder-coated / chrome-plated
- ▣ Spot adjustable
- ▣ Simple lamp change, tool-free
- ▣ Colour: silver, black or white*

16° L322010

30° L322020

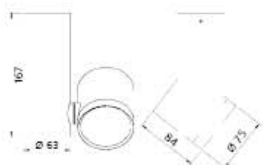
52° L322030

with chrome spot head:

16° L322040

30° L322050

52° L322060



ACCESSORIES: MOUNTING PANEL



- ▣ For plasterboard ceiling
- ▣ Colour: silver, black or white*

L394620

* In your order please add the following Colour Code:

- »B« for black or...
- »W« for white to the end of article-number.





**WANDANBAULEUCHTEN
SURFACED WALL LIGHTS**



DICE WALL
with transparent colour-inserts - see accessories: page 36





DICE WALL
mit slit-inserts - see accessories: page 36

DICE WALL

- Surfaced wall light with direct/indirect light distribution
- Extruded aluminum, powder-coated
- Colour: silver, black or white
- Diverse plate-Inserts for different light beam or coloured light
-see accessories page36

mm	Art.-N#:	silver	black	white
100x100	L331120	L331120B	L331120W	
120x120	L331130	L331130B	L331130W	

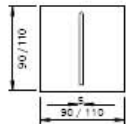
	IP20	230V 50Hz	 G9 60W	
	IP20	230V 50Hz	 G9 25/40W	



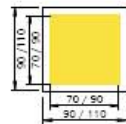


- ACCESSORIES:**
- = SLIT-INSERT for small light beam
 - = Sheet steel, powder-coated
 - = Applicable on the top and/or bottom
 - = Colour: silver, black or white

- = COLOUR-INSERT for wide light beam
- = Sheet steel, powder-coated
- = Applicable on the top and/or bottom
- = Colour: silver, black or white



DICE WALL 100x100 120x120
 Art.-N#: L393970 L393980



DICE WALL 100x100 120x120

- | | | | |
|--------------------------|----------|---------|---------|
| <input type="checkbox"/> | Art.-N#: | L393990 | L394050 |
| <input type="checkbox"/> | Art.-N#: | L394000 | L394060 |
| <input type="checkbox"/> | Art.-N#: | L394010 | L394070 |
| <input type="checkbox"/> | Art.-N#: | L394020 | L394080 |
| <input type="checkbox"/> | Art.-N#: | L394030 | L394090 |
| <input type="checkbox"/> | Art.-N#: | L394040 | L394100 |

* In your order please add the following Colour Code:

»B« for black or...

»W« for white to the end of article-number.



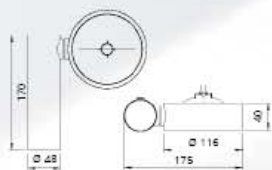


IONE WALL

- ▣ Surfaced wall light with direct light distribution
- ▣ Aluminum, powder-coated
- ▣ Spot adjustable
- ▣ Colour: silver, black or white

L331140

L331150 - with chrome-ring



* In your order please add the following Colour Code:

■ »B« for black or...

□ »W« for white to the end of article-number.

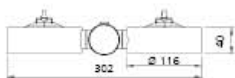
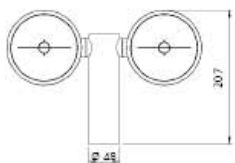
ACCESSORIES: MOUNTING PANEL



- ▣ For plasterboard wall
- ▣ Colour: silver, black or white*

L394620





ITWO WALL

- Surfaced wall light with direct light distribution
- Aluminum, powder-coated
- Spot adjustable
- Colour: silver, black or white

L331160

L331170 - with chrome-ring



* In your order please add the following Colour Code:

- »B« for black or...
- »W« for white to the end of article-number.

ACCESSORIES: MOUNTING PANEL



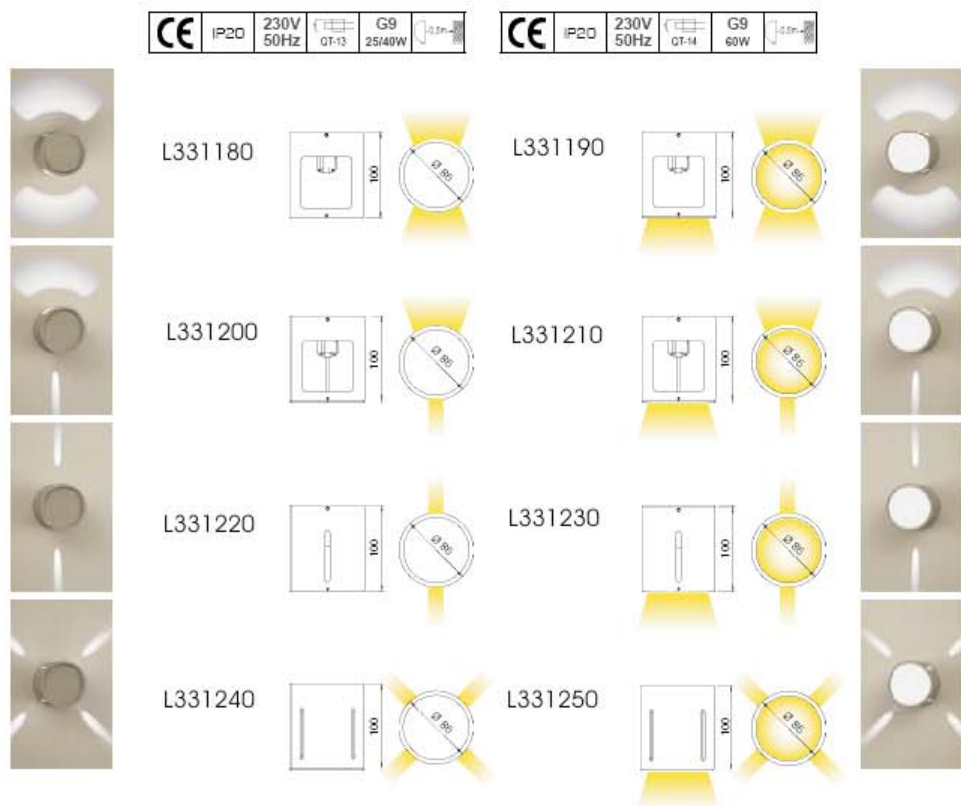
- For plasterboard wall
- Colour: silver, black or white*

L394620



BOSS DRUM

- Surfaced wall light with direct/indirect light distribution
- Aluminum, powder-coated
- Coloured light pathway (.) possible by using Colour Inserts - see accessories below
- Colour: silver, black or white



ACCESSORIES: COLOUR INSERTS

* In your order please add the following Colour Code:

- Coloured safety glass for front cover
- »B« for black or...
- blue L3941 200
- »W« for white to the end of article-number.
- red L3941 300
- green L3941 400

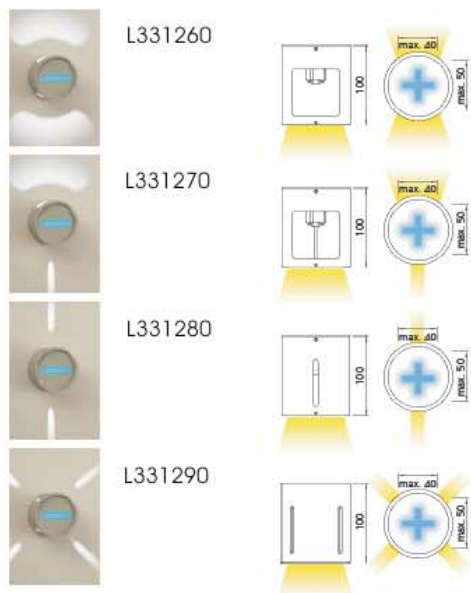
* to the end of article-number.



BOSS DRUM IDENTITY

With the IDENTITY version millings are deposited in the front part with coloured glass.
This allows milled text or signs, a logo for example to be lit with corporate colours.

- Laser-engraved front-side of sheet steel, powder-coated
- Maximum character height: 50mm
- Maximum character width: 40mm
- Coloured front-light possible by using Colour Inserts - accessories below
- Character like 'B', 'b', 'O', 'o', 'g', '9' etc. just possible with help-base
 Accepted master copy: DFX-file only
- Colour: silver, black or white



* In your order please add the following Colour Code:

- »B« for black or...
- »W« for white to the end of article-number.

ACCESSORIES: COLOUR INSERTS

- Coloured safety glass for front cover

- blue L3941200
- red L3941300
- green L3941400


**WAND- & DECKEN
ANBAULEUCHTEN
SURFACED WALL-
& CEILING LIGHTS**




SIGN ROUND

- Surfaced ceiling light with direct light distribution
- Housing of extruded aluminum, powder-coated
- Diffuser: Perspex Frost Opal
- Equipped with FC22/FC40
- Tool-free lamp change
- Colour: silver, black or white*


mm	Art.-N#	DALI-dim.	1-10V-dim.
Ø315	L322070*	L322080*	L322090*



mm	Art.-N#	DALI-dim.	1-10V-dim.
Ø395	L322100*	L322110*	L322120*



mm	Art.-N#
Ø395	L322130*

**SIGN ROUND CENTER**

- Surfaced light with flush-mounted spot
- Housing of extruded aluminum, powder-coated
- Diffuser: Perspex Frost Opal
- Equipped with FC40 and QR-LP111, separately switchable
- Spot 40° adjust- and 360° clickable
- Tool-free lamp change
- Colour: silver, black or white

mm	FC + QR-LP111	Art.-N#	DALI-dim.	1-10V-dim.
Ø395	1x40 + 1x50W	L322140*	L322150*	L322160*



* In your order please add the following Colour Code:

■ »B« for black or..

□ »W« for white to the end of article-number.



SIGN ROUND AURA

- Surfaced ceiling light with direct light distribution
- Housing of extruded aluminum, powder-coated
- Diffuser: Perspex Frost Opal
- Equipped with FC22/FC40
- Tool-free lamp change
- Colour: silver, black or white*

mm	Art.-N#	DALI-dim.	1-10V-dim.
Ø460	L322170*	L322180*	L322190*



mm	Art.-N#
Ø460	L322100*

**SIGN ROUND CENTER AURA**

- Surfaced ceiling light with flush-mounted spot
- Housing of extruded aluminum, powder-coated
- Diffuser: Perspex Frost Opal
- Equipped with FC22/FC40, separately switchable
- Spot: 40° tilt - and 360° clickable
- Tool-free lamp change
- Colour: silver, black or white*

mm	FC + QR-LP111	Art.-N#	DALI-dim.	1-10V-dim.
Ø460	1x40 + 1x50W	L322200*	L322210*	L322220*



* In your order please add the following Colour Code:

■ »B« for black or...

□ »W« for white to the end of article-number.






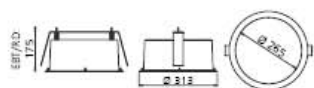
DECKENEINBAULEUCHTEN
RECESSED CEILING LIGHTS



SIGN ROUND

- Recessed ceiling light
- On request: coloured light possible by using LED
- Housing of sheet steel, powder-coated
- Diffuser: Perspex Frost Opal
- Equipped with FC22/FC40
- Tool-free lamp change
- Colour: silver, black or white*

mm	Art.-N#	DALI-dim.	1-10V-dim
Ø313	L364890*	L363680*	L363690*



mm	Art.-N#	DALI-dim.	1-10V-dim
Ø393	L363700*	L363710*	L363720*



mm	Art.-N#	DALI-dim.	1-10V-dim
Ø393	L363730*	L363740*	L363750*



* In your order please add the following Colour Code:

■ »B« for black or...

□ »W« for white to the end of article-number.





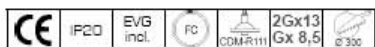
SIGN ROUND CENTER

- ▣ Recessed ceiling light
- ▣ On request: coloured light possible using LED
- ▣ Diffuser: Perspex Frost Opal
- ▣ Equipped with FC22/FC40, + QR-LP111/CDM-R111, separately switchable
- ▣ Tool-free lamp change
- ▣ Colour: silver, black or white*

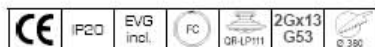
mm FC + QR-LP111 Art.-N# DALI-dim. 1-10V-dim.
 Ø313 1x22 + 1x50W L363760* L363770* L363780*




mm FC + CDM-R111 Art.-N# DALI-dim. 1-10V-dim.
 Ø313 1x40 + 1x35W L363790* L363800* L363810*



mm FC + QR-LP111 Art.-N# DALI-dim. 1-10V-dim.
 Ø393 1x40 + 1x75W L363820* L363830* L363840*



mm FC + CDM-R111 Art.-N# DALI-dim. 1-10V-dim.
 Ø393 1x40 + 1x35W L363850* L363860* L363870*




* In your order please add the following Colour Code:

»B« for black or...

»W« for white to the end of article-number.





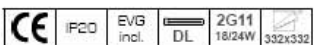
PI-QUADRAT

- Recessed ceiling light
- On request: coloured light possible by using LED
- Housing of sheet steel
- Frame of clear anodised extruded aluminum
- Equipped with FC/DL
- Tool-free lamp change
- Frame colour: silver or white*

mm	FC	Art.-N#	DALI-dim.	1-10V-dim
348x348	1x22W	L363880*	L363890*	L363900*



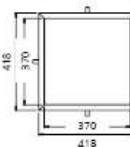
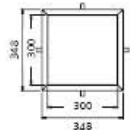
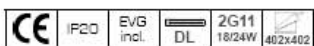
mm	DL	Art.-N#	DALI-dim
348x348	2x18W	L363910*	L363920*



mm	FC	Art.-N#	DALI-dim
418x418	1x40W + 1x22W	L363930*	L363940*



mm	DL	Art.-N#	DALI-dim
418x418	2x24W	L363950*	L363960*



* In your order please add the following Colour Code:

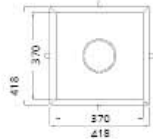
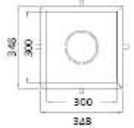
»W« for white to the end of article-number.



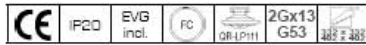


PI-QUADRAT PLUS

- = Recessed ceiling light
- = On request: coloured light possible by using LED
- = Housing of sheet steel
- = Frame of clear anodised extruded aluminum
- = Diffuser: Perspex Frost Opal
- = Spot click- (360°) and adjustable (40°)
- = Equipped with FC22/FC40 + QR-LP111/CDM-R111, separately switchable
- = Tool-free lamp change
- = Frame colour: silver or white*



mm	FC + QR-LP111	Art.-N#	DALI-dim	1-10V-dim
348x348	1x 22 + 1x50W	L363970*	L363980*	L363990*
418x418	1x40 + 1x75W	L364000*	L364010*	L364020*



mm	FC + CDM-R111	Art.-N#	DALI-dim.	1-10V-dim
418x418	1x40 + 1x35W	L364030*	L364040*	L364050*



* In your order please add the following Colour Code:



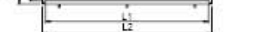

»W« for white to the end of article-number.

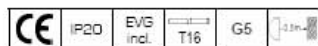




WHITE LINE

- ▣ Recessed ceiling light
- ▣ Coloured light possible by using ColourTubes (s. accessories) or LED (on request)
- ▣ Housing of sheet steel
- ▣ Frame of clear anodised extruded aluminum
- ▣ Diffuser: Perspex Frost Opal
- ▣ Version with T16 lamps
- ▣ Equipped with multi-wattage Intelligent QTI-Control gear, which allows the user to fit high output or low energy lamps without modification
- ▣ Tool-free lamp change
- ▣ Frame colour: silver, black or white*

	L1	L2	W	Art.-N#	DALI-dim	1-10V-dim
	600	648	2x14/24	L364060*	L364070*	L364080*
	900	948	2x21/39	L364090*	L364100*	L364110*
	1200	1248	2x28/54	L364120*	L364130*	L364140*
	1500	1548	2x35/49	L364150*	L364160*	L364170*




* In your order please add the following Colour Code:

»W« for white to the end of article-number.



**DECKEN
EINBAUSTRAHLER
RECESSED CEILING
SPOTLIGHTS**





ETA-MAX 1

- ▣ Recessed ceiling spot light
- ▣ For plasterboard ceilings: 10, 12.5 and 15mm
- ▣ Housing of aluminum die-cast, powder-coated
- ▣ Spot adjustable
- ▣ Tool-free lamp changel
- ▣ Essential control-gear please order separately (see accessories below)
- ▣ Colour: silver, black or white*

L364180*



* In your order please add the following Colour Code:

■ »B« for black or...

□ »W« for white to the end of article-number.

ACCESSORIES: ECG with terminal cover strain relief + Wieland connector

35W: L3944300

70W: L3944400



ETA-MAX 2

- ▣ Recessed ceiling spot light
- ▣ For plasterboard ceilings: 10, 12.5 and 15mm
- ▣ Housing of aluminum die-cast, powder-coated
- ▣ Spot adjustable
- ▣ Tool-free lamp changel
- ▣ Essential control-gear please order separately (see accessories below)
- ▣ Colour: silver, black or white*

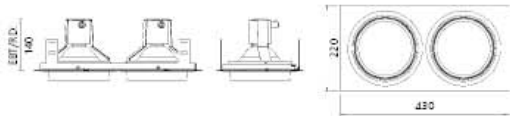
L364190*



* In your order please add the following Colour Code:

»B« for black or...

»W« for white to the end of article-number.



ACCESSORIES: ECG with terminal cover strain relief + Wieland connector

- 2x35W: L3944500
- 2x70W: L3944600

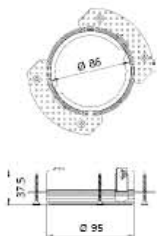




MATRIX MIDI

- ▣ Aluminum plasterboard-ring for the Matrix Insert
- ▣ For plasterboard ceilings: 10, 12.5 and 15mm
- ▣ Color powder-coated: silver, black or white*

L394470*



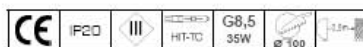
MATRIX MIDI EINSATZ

- ▣ Spot of aluminum: 360° click- and 40° adjustable
- ▣ Tool-free lamp change
- ▣ Essential control-gear please order separately (see accessories below)
- ▣ Color powder coated: silver, black or white*

16°: L364200*

30°: L364210*

52°: L364220*



* In your order please add the following Colour Code:

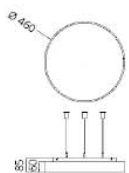
■ »B« for black or...

□ »W« for white to the end of article-number.




HÄNGELEUCHTEN SUSPENDED LIGHTS

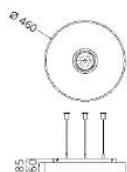





mm Art.-N# DALI-dim 1-10V-dim
 Ø460 L314170* L314190* L314120*



mm Art.-N#
 Ø460 L314180*



mm FC + QR-LP111 Art.-N# DALI-dim 1-10V-dim
 Ø460 1x40 + 1x50W L314210* L314220* L314230*



SIGN ROUND

- Suspended light with direct light distribution
- Housing of clear anodised extruded aluminum
- Diffuser: Perspex Frost Opal
- Equipped with FC22/FC40
- Tool-free lamp change
- Incl. 3 x 2m steel cables with quick-release fastener
- Incl. 5-core cable and round ceiling rose
- Colour: silver, black or white powder coated*

SIGN ROUND CENTER

- Suspended light with direct light distribution
- Housing of clear anodised extruded aluminum
- Diffuser: Perspex Frost Opal
- Equipped with FC22/FC40 and QR-LP111, separately switchable
- Spot flush mounted, 360° click- and 40° adjustable
- Tool-free lamp change
- Incl. 3 x 2m steel cables with quick-release fastener
- Incl. 5-7-core cable and round ceiling rose
- Colour: silver, black or white powder coated*

* In your order please add the following Colour Code:



»B« for black or...

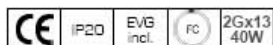


»W« for white to the end of article-number.

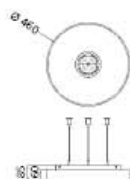
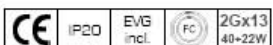




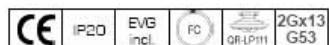
mm	Art.-N#	DALI-dim	1-10V-dim
Ø460	L314240*	L314250*	L314260*



mm	Art.-N#
Ø460	L314270*



mm	FC + QR-LP111	Art.-N#	DALI-dim	1-10V-dim
Ø460	1x40 + 1x50W	L314280*	L314290*	L314300*



SIGN ROUND AURA

- ▣ *Suspended light with direct light distribution*
- ▣ *Housing of clear anodised extruded aluminum*
- ▣ *Diffuser: Perspex Frost Opal*
- ▣ *Equipped with FC22/FC40*
- ▣ *Tool-free lamp change*
- ▣ *Incl. 3 x 2m steel cables with quick-release fastener*
- ▣ *Incl. 5-core cable and round ceiling rose*
- ▣ *Colour: silver, black or white powder coated**

SIGN ROUND CENTER AURA

- ▣ *Suspended light with direct/indirect light distribution*
- ▣ *Housing of clear anodised extruded aluminum*
- ▣ *Diffuser: Perspex Frost Opal*
- ▣ *Equipped with FC22/FC40 and QR-LP111, separately switchable*
- ▣ *Spot flush mounted, 360° click- and 40° adjustable*
- ▣ *Tool-free lamp change*
- ▣ *Incl. 3 x 2m steel cables with quick-release fastener*
- ▣ *Incl. 5-/7-core cable and round ceiling rose*
- ▣ *Colour: silver, black or white powder coated**

* In your order please add the following Colour Code:

■ »B« for black or...

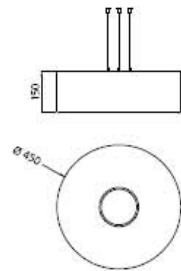
□ »W« for white to the end of article-number.





CROSS OVER


- = Suspended light
- = Housing of acrylic glass opal
- = Equipped with FC40/LED and QR-LP111, separately switchable
- = Spot flush mounted, 360° click- and 40° adjustable
- = Tool-free lamp change
- = Incl. 3 x 2m steel cables with quick-release fastener
- = Incl. 4-core cable and round ceiling rose



mm	FC + QR-LP111	Art.-N#	DALI-dim	1-10V-dim
Ø450	1x40 + 1x50W	L3143100	L3143200	L3143300



mm	FC + QR-LP111	Art.-N#	DALI-dim	1-10V-dim
Ø450	10W + 1x50W	L3143400	L3143500	L3143600





SCHIENENSTRAHLER
TRACK-SPOTLIGHTS


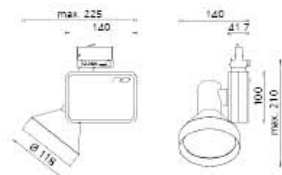


iBOX VERTICAL

- Track spotlight*
- Aluminum die-cast, powder-coated
- Ornate frame: chrome, black or white
- Spots rotatable 355°
- Simple lamp change, tool-free
- Colour: silver, black or white



On request also available as surfaced spotlight with ceiling rose.



silver/chrome black/black black/chrome white/white white/chrome white/black

50W QT-LP12 (12V)	L36491SC	L36491BB	L36491BC	L36491WW	L36491WC	L36491WB
38W CDM-R111	L36492SC	L36492BB	L36492BC	L36492WW	L36492WC	L36492WB
70W CDM-R111	L36493SC	L36493BB	L36493BC	L36493WW	L36493WC	L36493WB
39W HIT	L36494SC	L36494BB	L36494BC	L36494WW	L36494WC	L36494WB
70W HIT	L36495SC	L36495BB	L36495BC	L36495WW	L36495WC	L36495WB

ACCESSORIES: COLOUR FILTER

● red	L3946400
● blue	L3946500
● green	L3946600
UV-FILTER	L3946700

 SHADE	
□ black	L3946800

 HONEYCOMB LOUVER	
□ black	L3946900

12V-REFLECTORS

8°	L3947000
25°	L3947100
50°	L3947200
58°	L3947300

HIT -REFLECTORS

2 x 6.5°	L3947600
2 x 20°	L3947500
2 x 25°	L3947400





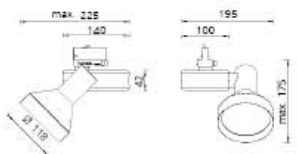
iBOX HORIZONTAL

- Track-spotlight*
- Aluminum die-cast, powder-coated
- Ornate frame: chrome, black or white
- Spots rotatable 355°
- Simple lamp change, tool-free
- Colour: silver, black or white*

CE	IP20	EVG incl.	F	QT-LP12	Gy6,35 50W	230V
----	------	--------------	---	---------	---------------	------

CE	IP20	EVG incl.	F	CDM-R111	Gx8,5 38/70W	230V
----	------	--------------	---	----------	-----------------	------

CE	IP20	EVG incl.	F	HIT	G12 39/70W	230V
----	------	--------------	---	-----	---------------	------



* On request also available as surfaced spotlight with ceiling rose.



silver/chrome black/black black/chrome white/white white/chrome white/black


50W QT-LP12 (12V)	L36496SC	L36496BB	L36496BC	L36496WW	L36496WC	L36496WB
38W CDM-R111	L36497SC	L36497BB	L36497BC	L36497WW	L36497WC	L36497WB
70W CDM-R111	L36498SC	L36498BB	L36498BC	L36498WW	L36498WC	L36498WB
39W HIT	L36499SC	L36499BB	L36499BC	L36499WW	L36499WC	L36499WB
70W HIT	L36500SC	L36500BB	L36500BC	L36500WW	L36500WC	L36500WB

ACCESSORIES: COLOUR FILTER

- red L3946400
- blue L3946500
- green L3946600

UV-FILTER L3946700

-  SHADE
= black L3946800

-  HONEYCOMB LOUVER
= black L3946900

12V-REFLECTORS

8°	L3947000
25°	L3947100
50°	L3947200
58°	L3947300

HIT -REFLECTORS

2 x 6.5°	L3947600
2 x 20°	L3947500
2 x 25°	L3947400



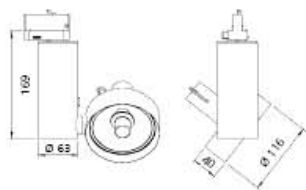



IONE

- ▣ Track-spotlight
- ▣ Aluminum, powder-coated / chrome-plated
- ▣ Spot adjustable
- ▣ Simple lamp change, tool-free
- ▣ Colour: silver, black or white*

L365010*

L365020* - with chrome-ring

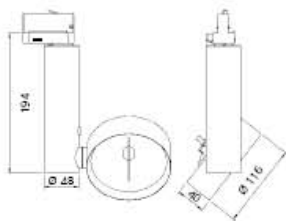


* In your order please add the following Colour Code:

■ »B« for black or...

□ »W« for white to the end of article-number.





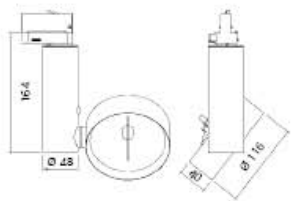
IONE LONG

- Track-spotlight
- Housing of aluminum, powder-coated / chrome-plated
- Spot adjustable
- Simple lamp change, tool-free
- Colour: silver, black or white*

L365030*

L365040* - with chrome-ring

IONE SHORT



- Track-spotlight
- Housing of aluminum, powder-coated / chrome-plated
- Spot adjustable
- Simple lamp change, tool-free
- Colour: silver, black or white*

L365050*

L365060* - with chrome-ring

* In your order please add the following Colour Code:

■ »B« for black or...

□ »W« for white to the end of article-number.





iPOINT SHORT

- ▣ *Track-spotlight*
- ▣ *Aluminum, powder-coated / chrome-plated*
- ▣ *Spot adjustable*
- ▣ *Simple lamp change, tool-free*
- ▣ *Colour: silver, black or white**

10° L365070*

20° L365080*

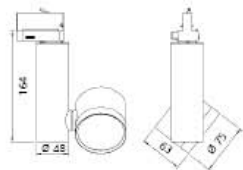
30° L365090*

with chrome spot head:

10° L365100*

20° L365110*

30° L364900*



iPOINT LONG

- ▣ *Track-spotlight*
- ▣ *Aluminum, powder-coated / chrome-plated*
- ▣ *Spot adjustable*
- ▣ *Simple lamp change, tool-free*
- ▣ *Colour: silver, black or white**

10° L365120*

20° L365130*

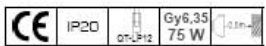
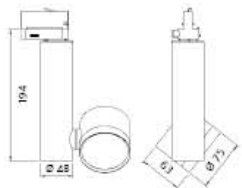
30° L365140*

with chrome spot head:

10° L365150*

20° L365160*

30° L365170*



* In your order please add the following Colour Code:

■ »B« for black or...

□ »W« for white to the end of article-number.





iPOINT

- ▣ *Track-spotlight*
- ▣ *Aluminum, powder-coated / chrome-plated*
- ▣ *Spot adjustable*
- ▣ *Simple lamp change, tool-free*
- ▣ *Colour: silver, black or white**

10° L365180*

20° L365190*

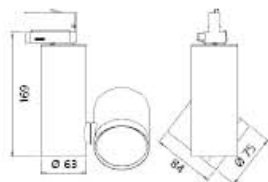
30° L365200*

with chrome spot head:

10° L365210*

20° L365220*

30° L365230*



** In your order please add the following Colour Code:*

»B« *for black or...*

»W« *for white to the end of article-number.*



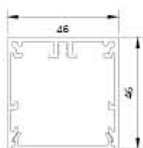




CONTUR PROFILE SYSTEM - RGB

- Surfaced light RGB
- Clear anodised extruded aluminum
- Incl. diffuser of PMMA
- Incl. power-feed located at the rear of profile (necessary every 3rd meter)
- 14.4W /metre; 24V supply voltage
- Essential power supply please order separately (see page 102)
- Colour: silver, black or white powder-coated*


Profile / m incl. Diffuser: L331320*



* In your order please add the following Colour Code:

- »B« for black or...
- »W« for white to the end of article-number.

LED-INSERTS	RGB	WARM WHITE	COLD WHITE 6500K
0.5M - 7.2W	L331330	L3313500	L3313700
1.0m - 14.4W	L3313400	L3313600	L3313800



ACCESSORIES:	Art.-N#:
CONNECTOR	L3947700
ALUMINUM	L3947800
KEYHOLE MILLING	L3947900
SPACER	L3948000
CORNER CONNECTOR	
90°	L3948100
ANY REQUIRED ANGLE	L3948200



POWER SUPPLIES


- Incl. RGB controller unit
- Programmable colour gradient bz integral intelligent electronic
- Execution speed and colours adjustable via external Colour Mixers

...FOR RGB LIGHTS

To locate in suspended ceilings	max. 10W	L3948300
To locate in suspended ceilings	max. 100W	L3948400
Installation of power distribution	max. 240W	L3948500
Essential DIN rail length: 336mm		

...FOR WARM- AND COLDWHITE

12W	L3948600
25W	L3948700
100W	L3948800
240W	L3948900



COLOUR CHANGE

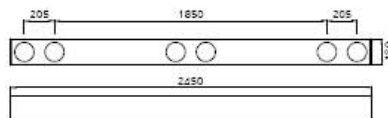
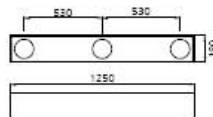
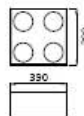
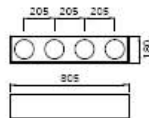
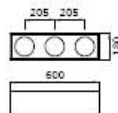
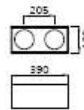
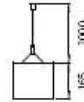


MAX LINE CONTROL

- Suspended profile with spots
- Clear anodised extruded aluminum
- Basic sheet black
- Spot adjustable
- Simple lamp change, tool-free



mm	QR-LP111	CDM-R111	HIT	Art.-N#
390	2x50W			L3143700
390		2x35W		L3143800
390		2x70W		L3143900
390			2x70W 6.5°	L3144000
390			2x70W 20°	L3144100
390			2x70W 25°	L3144200
<hr/>				
600	2x50W			L3144300
600		2x35W		L3144400
600		2x70W		L3144500
600			2x70W 6.5°	L3144600
600			2x70W 20°	L3144700
600			2x70W 25°	L3144800
<hr/>				
805	2x50W			L3144900
805		2x35W		L3145000
805		2x70W		L3145100
805			2x70W 6.5°	L3145200
805			2x70W 20°	L3145300
805			2x70W 25°	L3145400
<hr/>				
390x390	2x50W			L3145500
390x390		2x35W		L3145600
390x390		2x70W		L3145700
390x390			2x70W 6.5°	L3145800
390x390			2x70W 20°	L3145900
390x390			2x70W 25°	L3146000
<hr/>				
1250	2x50W			L3146100
1250		2x35W		L3146200
1250		2x70W		L3146300
1250			2x70W 6.5°	L3146400
1250			2x70W 20°	L3146500
1250			2x70W 25°	L3146600
<hr/>				
1550	2x50W			L3146700
1550		2x35W		L3146800
1550		2x70W		L3146900
1550			2x70W 6.5°	L3147000
1550			2x70W 20°	L3147100
1550			2x70W 25°	L3147200
<hr/>				
2450	2x50W			L3147300
2450		2x35W		L3147400
2450		2x70W		L3147500
2450			2x70W 6.5°	L3147600
2450			2x70W 20°	L3147700
2450			2x70W 25°	L3147800



MAX LINE CONTROL Page 106

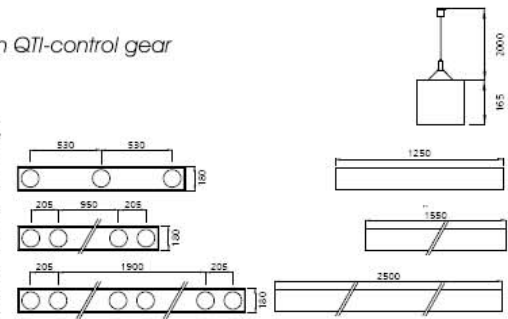




MAX LINE CONTROL + T16

- Suspended profile with diffuser + spots (separately switchable)
- Clear anodised extruded aluminum
- Diffuser of Perspex Frost Opal
- Equipped with multi-wattage Intelligen QTI-control gear
- Spots adjustable
- Tool-free lamp change

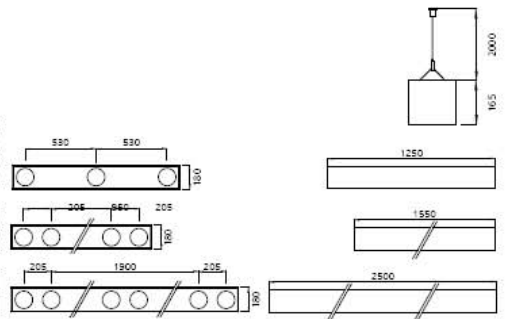
mm	T16	QR-LP111	CDM-R111	Art.-N#
1250	2x28/54W	3x50W		L3147900
1250	2x28/54W	3x35W		L3148000
1550	2x28/54W	4x50W		L3148100
1550	2x28/54W	4x35W		L3148200
2500	2x28/54W	6x50W		L3148300
2500	2x28/54W	6x35W		L3148400



MAX LINE CONTROL + LED RGB

- Suspended profile with diffuser + spots (separately switchable)
- Clear anodised extruded aluminum
- Diffuser of Perspex Frost Opal
- Spots adjustable
- Tool-free lamp change

mm	LED	QR-LP111	CDM-R111	Art.-N#
1250	25W	3x50W		L3148500
1250	25W	3x35W		L3148600
1550	30W	4x50W		L3148700
1550	30W	4x35W		L3148800
2500	50W	6x50W		L3148900
2500	50W	6x35W		L3149000

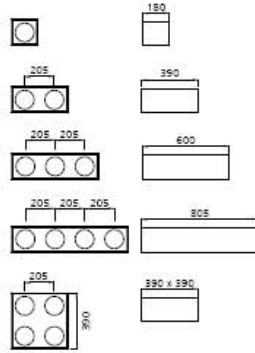


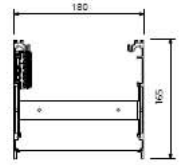
MAX LINE CONTROL

- ▣ Surfaced profile
- ▣ Clear anodised extruded aluminium
- ▣ Basic sheet black
- ▣ Spots adjustable
- ▣ Tool-free lamp change
- ▣ Colour: white on request



mm QR-LP111 CDM-R111 Art.-N#		
180	1x50W	L3222300
180	1x3,5W	L3222400
<hr/>		
390	2x50W	L3222500
390	2x3,5W	L3222600
<hr/>		
600	3x50W	L3222700
600	3x3,5W	L3222800
<hr/>		
805	4x50W	L3222900
805	4x3,5W	L3223000
<hr/>		
390x390	4x50W	L3223100
390x390	4x3,5W	L3223200

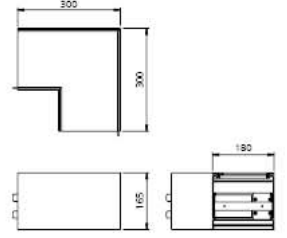
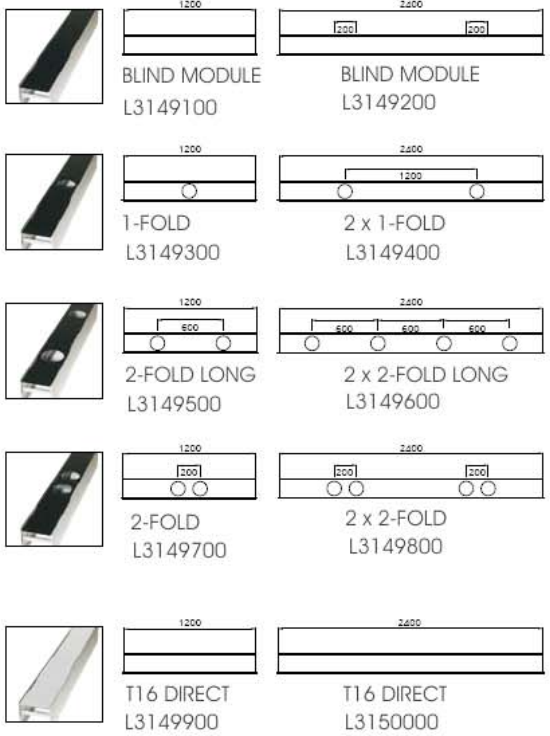




MAX LINE - MODULE-SYSTEM

- Suspended light with direct light distribution
- Clear anodised extruded aluminum
- Basic sheet black
- Modules with feed-through wiring, individually composable
- Equipped with spots or diffuser (see light-inserts opposite page)
- Diffuser-version: coloured light possible by using Colour Tubes (see opposite page)
- Diffuser of Perspex Frost Opal
- Tool-free lamp change
- Colour: white on request

MODULE 1200 MODULE: 2400 MODULE: CORNER MODULE: L3150100



MAX LINE - LIGHT INSERTS

- Spots: black
- Aluminum
- Click- and adjustable
- Indirect insert: coloured light possible by using ColourTubes (see accessories below)
- T16 version: equipped with multi-wattage Intelligent QTI-control gear
- Tool-free lamp change

QR-LP111 L3949000

CE	IP20	EVS incl.	QR-LP111	G53	100W	21°
----	------	-----------	----------	-----	------	-----



CDM-R111 L3949100

CE	IP20	EVS incl.	CDM-R111	Gx8,5	35W	21°
----	------	-----------	----------	-------	-----	-----



CDMR111 L3949200

CE	IP20	EVS incl.	CDMR111	Gx8,5	70W	21°
----	------	-----------	---------	-------	-----	-----

HIT L3949300

CE	IP20	EVS incl.	HIT	G12	35W	21°
----	------	-----------	-----	-----	-----	-----



HIT L3949400

CE	IP20	EVS incl.	HIT	G12	70W	21°
----	------	-----------	-----	-----	-----	-----

INDIRECT INSERT L3949500

CE	IP20	EVS incl.	T16	G5	28/54W	21°
----	------	-----------	-----	----	--------	-----



ACCESSORIES: COLOUR TUBES

- Acrylic glass to slide on T16 lamps
- L3901900
- L3902000
- L3902100
- L3901200
- L3902300
- L3902400
- L3902500

END CAPS
180 x 165mm
L3949600

SUSPENSION CABLE
2000mm with quick release fastener
L3949700

END-SUSPENSION CABLE
incl. ceiling rose
L3949800

LEGEND

	term according to LBS	power	base	light current	luminous color	length mm	color rendering	article number
High Voltage Tungsten halogen lamps	MR16 120V 10°/40°	50W	GU10	k.A./not specified	WW		1A	64824FL
	MR16 120V 10°/30°	50W	GU10	k.A./not specified	WW		1A	64826FL
	MR16 120V							
	Q-PAR 30 / 10°	75W	E26	k.A./not specified	WW		1A	64845SP
	Q-PAR 30 / 10°	75W	E26	k.A./not specified	WW		1A	64845FL
	QT10	60W	E26	840lm	WW		1A	64472 KL/IM
	QT10	75W	E26	1050lm	WW		1A	64474 KL/IM
	QT10	100W	E26	2500lm	WW		1A	64476 KL/IM
	QT10	150W	E26	2200lm	WW		1A	64478 KL/IM
Low Voltage Tungsten halogen lamps	QT 2.5	100W	R7s	1600lm	WW	79	1A	64690
	QT 2.5	150W	R7s	2500lm	WW	79	1A	64695
	QT 3	150W	R7s	2200lm	WW	119	1A	64696
	QT-LP 9	5W/c	G4	60lm	WW		1A	64405S
	QT-LP 9	9W/c	G4	140lm	WW		1A	64415S
	QT-LP 9	20W/c	G4	320lm	WW		1A	64425S
	QT-LP 12	20W/c	GY6,35	320lm	WW		1A	64427S
	QT-LP 12	35W/c	GY6,35	600lm	WW		1A	64432S
	QT-LP 12	50W/c	GY6,35	930lm	WW		1A	64440S
	Fluorescent Lamps	MR16 / 12V 8°-60°	20W	GU 5,3	k.A./not specified	WW		1A
MR16 / 12V 8°-60°		35W	GU 5,3	k.A./not specified	WW		1A	44865 SP/WFL
MR16 / 12V 8°-60°		50W	GU 5,3	k.A./not specified	WW		1A	44870 SP/WFL
AR111 / 4°-24°		35W	G 53	k.A./not specified	WW		1A	41832 SSP/SP/FL
AR111 / 4°-24°		50W	G 53	k.A./not specified	WW		1A	41835 SSP/SP/FL
AR111 / 8°-45°		75W	G 53	k.A./not specified	WW		1A	41840 SP/FL/WFL
AR111 / 8°-45°		100W	G 53	k.A./not specified	WW		1A	41850 SP/FL/WFL
T5		14W	G 5	1270lm	WW/NW/TW		1B	FH 14W/830
T5		21W	G5	1970lm	WW/NW/TW		1B	FH 21W/8...*
T5		28W	G5	2720lm	WW/NW/TW		1B	FH 28W/8...*
T5		35W	G5	3430lm	WW/NW/TW		1B	FH 35W/8...*
T5 40		24W	G5	1860lm	WW/NW/TW		1B	FQ 24W/8...*
T5 40		39W	G5	3250lm	WW/NW/TW		1B	FQ 39W/8...*
T5		49W	G5	4650lm	WW/NW/TW		1B	
T5 40		54W	G5	4650lm	WW/NW/TW		1B	FQ 54W/8...*
T5 40	80W	G5	6510lm	WW/NW/TW		1B	FQ 39W/8...*	
Compact Fluorescent Lamps	T5 Circline	22W	2Gx13	1800lm	WW/NW/TW		1B	FC22W/8...*
	T5	40W	2Gx13	3200lm	WW/NW/TW		1B	FC40W/8...*
	T4	13W	G24d-1	900lm	WW/NW		1B	DD13W/...*
	T4	18W	G24d-2	1200lm	WW/NW		1B	DD18W/...*
	T4	26W	G24d-	1800lm	WW/NW		1B	DD26W/...*
	T4	13W	G24q-1	900lm	WW/NW		1B	DD/E 13W/...*
	T4	18W	G24q-2	1200lm	WW/NW		1B	DD/E 18W/...*
	T4	26W	G24q-3	1800lm	WW/NW		1B	DD/E 26W/...*
	T5 High	36W	2G11	2900lm	WW/NW		1B	DL 36W/...*
	T5 Lumen	55W	2G11	4800lm	WW/NW		1B	DL 55W/...*
Halogen Metal Vapor Lamps	HID	35W	G 8,5	k.A./not specified				75-CDMTC35/830
	HID	70W	G 8,5	k.A./not specified				75-CDMTC70/830
	HID CERAMIC BASE	35W	G 12	3400lm	WW		1B	HCI-T 35/WDL
	HID CERAMIC BASE	70W	G 12	5500lm	WW/NW		1B	HQI-T 70/...*
	HID CERAMIC BASE	70W	G 12	6400lm	WW/NW		1A	HCI-T 70W/...*
	HID CERAMIC BASE	150W	G 12	12500lm	WW/NW		1B	HQI-T 150W/...*
	HID CERAMIC BASE	150W	G 12	14000lm	WW/NW		1A	HCI-T 150W/...*
	HID PAR 20	35W	E27	k.A./not specified	WW		1B	
	HID PAR-L 30	35W	E27	k.A./not specified	WW		1B	
	HID PAR-L 30	70W	E27	k.A./not specified	WW		1B	
	HST-CRI	100W	Gx 12	2800lm	WW		1B	
	CDM-R111 HID	39W	Gx 8,5	1600lm				75-CDMR11139w 10/24/45
	CMD-R111 HID	70W	Gx 8,5	k.A./not specified				75-CDMR11170w 24/45
	CDM-Tm Mini HID	35W	PGJ5	k.A./not specified	WW	50		75-CDMTM35/930

*Please add to article-number the relevant extension for the desired color:

30	= Warm white (3000°K)
40	= Neutral white (4000°K)
60	= Day White (6000°K)
WDL	= Warm white de Lux (3000°K)
NDL	= Neutral white de Lux (4000°K)

Degree of protection to the penetration of dust and water

IP...

Electronic Ballast

EVG

Conventional Ballast

VVG

Recessed depth

EBT

Distance from the illuminated object

Cut-out round



Cut-out square



Cut-out radiused

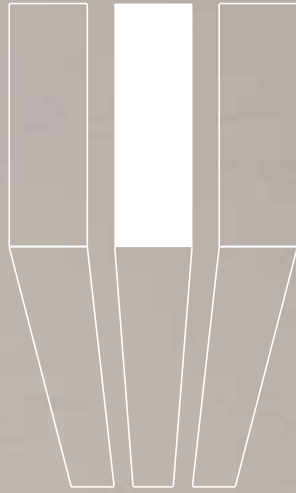


LAMP HOLDER:



G4	Gx 5,3	Gy 6,35	Gu 5,3	G23	G53	GU4	G5	G24 q-2	E27	R7s	2G11	G12
GZ10	GU10	G24 d-1	G24 d-2	RX7s	Rx7s -24	Gx12	2GX13	G24 q-3	PGJ 5			

ZANEEN



L3





PURE AREA

trimless
recessed ceiling lights

Z-FORMS	6
PI-QUADRAT trimless	12
SIGN trimless	22
2 IN LOVE	44
KOOKI LED	50
WHITE LINE LED	52
SMOOTH LINE LED	54
UTAH trimless	62
frame alignment kit	70
assembly instructions	71







design: Zaha Hadid

Z-FORMS FROM ZAHA HADID

Recessed light in rhombus shape with rounded edges designed by London star architect, Zaha Hadid.

Trimless built-in design, illuminating floating 8mm opal frosted Perspex diffusers.

Developed and used the first time for the Science Center »Phaeno« in Wolfsburg (Germany).





PURE AREA



Z-FORM SINGLE

- recessed ceiling light, trimless and flush-mounted
- for plasterboard ceilings: 12.5 or 15mm
- recessing frame in clear anodised aluminium with white powder-coated finish - please order separately
- diffuser: Perspex Frost Opal
- version with T5 lamps
- tool-free lamp change
- coloured light possible by using ColourTubes - see page 111
- simple installation - tutorial see page 72
- contact Zaneen for article-no. for dimmable units
- ceiling cut-out via stencil - included in delivery

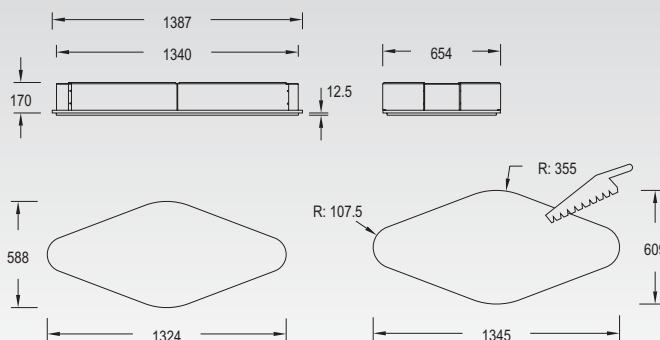

version article-no. DALI-dimmable 1-10V-dimmable

4 x 24W L3600000 ☼☼☼ ☼☼☼

☼☼☼: dimming options available in 14W.



Light planning: Fahlke & Dettmer (Hannover)



RECESSING FRAME please order separately:

ceiling thickness:	12.5mm	15mm
plasterboard	article-no.	article-no.
	L3601000	L3601100

Photos: Science Center »Phaeno« in Wolfsburg / Architecture: Zaha Hadid (London)



PURE AREA



Z-FORM DOUBLE

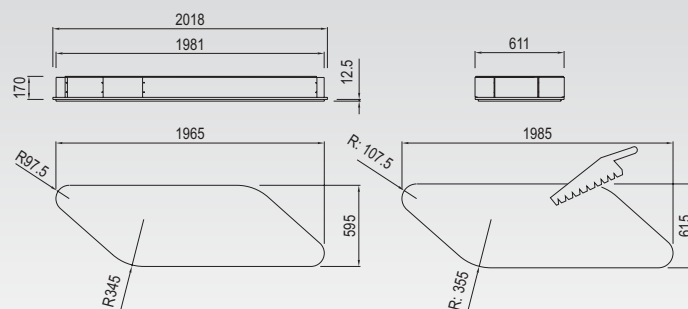

- recessed ceiling light, trimless and flush-mounted
- for plasterboard-ceilings: 12.5 or 15mm
- recessing frame in clear anodised aluminium with white powder-coated finish - please order separately
- diffuser: Perspex Frost Opal
- version with T5 lamps
- tool-free lamp change
- coloured light possible by using ColourTubes - see page 111
- simple installation - tutorial see page 72
- ceiling cut-out via stencil - included in delivery

version article-no. DALI-dimmable 1-10V-dimmable

3 x 35W L3600300



Design: Architect Gernot Finselbach
Zaha Hadid Architects



surface version on request

image: David Grandorge, London

RECESSING FRAME please order separately:

ceiling thickness:	12.5mm	15mm
plasterboard	article-no.	article-no.
	L3602000	L3602100

Photos: Science Center »Phaeno« in Wolfsburg / Architecture: Zaha Hadid (London)





design: Walter Norz



π^2 PI-QUADRAT TRIMLESS

A further development of the successful Pi-Quadrat series - a trimless version of the luminaire designed to be recessed flush with the ceiling.

Private Domicile Innsbruck; Architect: Michael Sailer



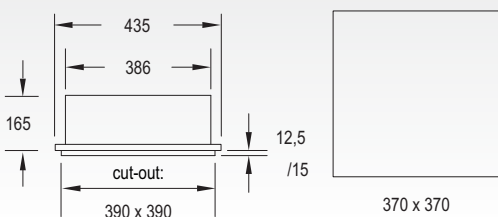
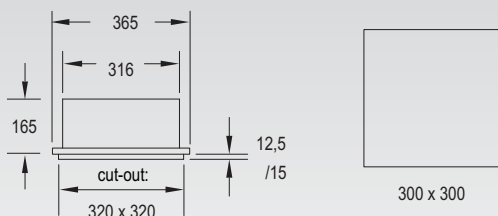
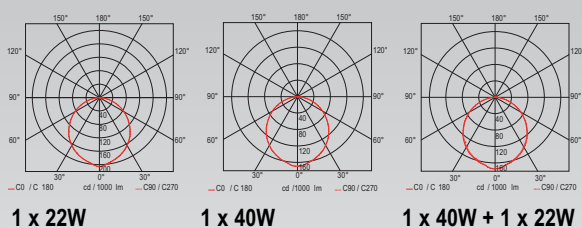


PURE AREA



π^2 TRIMLESS

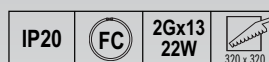
- recessed ceiling light, trimless and flush mounted
- for ceiling thickness: 12.5 or 15mm
- recessing frame in clear anodised aluminium with white powder-coated finish - please order separately
- diffuser: Perspex Frost Opal
- version with T5 CIRCLINE FC (lamp diameter = 16mm) or DULUX-L
- tool-free lamp change
- housing fabricated in steel with white finish
- simple installation - tutorial see page 76
- ceiling cut out stencil - included in delivery
- see page 70 for essential frame alignment kit



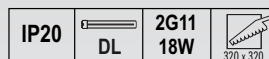
RECESSING FRAME please order separately:

ceiling thickness:	12.5mm	15mm
plasterboard	article-no.	article-no.
300 x 300mm	L3602300	L3602400
370 x 370mm	L3603400	L3603500

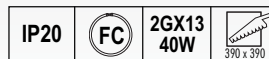
dimension mm	version	article-no.
300 x 300	1 x 22W	L3600600



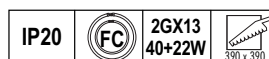
dimension mm	version	article-no.
300 x 300	2 x 18W	L3600700



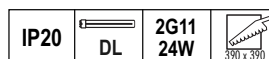
dimension mm	version	article-no.
370 x 370	1 x 40W	L3601600



dimension mm	version	article-no.
370 x 370	1x40 + 1x22W	L3601700



dimension mm	version	article-no.
370 x 370	2 x 24W	L3601800



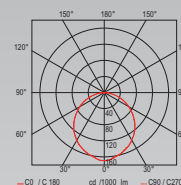


PURE AREA



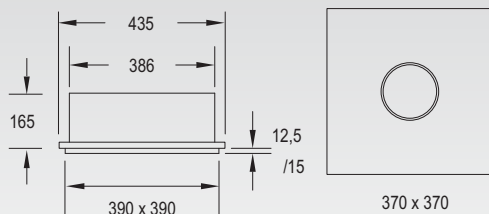
π²+ TRIMLESS

- recessed ceiling light, trimless and flush mounted
- for ceiling thickness: 12.5 or 15mm
- spot 360° clickable, 40° adjustable
- recessing frame in clear anodised aluminium with white powder-coated finish - please order separately
- diffuser: Perspex Frost Opal
- version with CIRCLINE FC40 and AR 111 Halogen
- tool-free lamp change
- housing fabricated in steel with white finish
- simple installation - tutorial see page 77
- ceiling cut out stencil - included in delivery
- see page 70 for essential frame alignment kit



dimension version art.-no.
mm FC + AR 111

370 x 370 1x40 + 1x50W L36026(*)



cut-out

*) Please specify the colour of the spots by adding the following COLOUR-CODE:



»0W« for white, »0B« for black or »0S« for silver
at the end of article-number.

RECESSING FRAME please order separately:

plasterboard ceiling thickness:	12.5mm	15mm
370 x 370mm	art.-no.: L3603400	art.-no.: L3603500

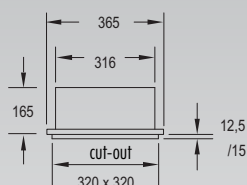


PURE AREA



π^2 TRIMLESS LED


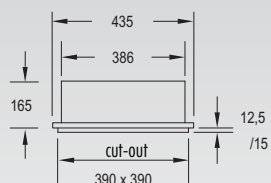
- recessed ceiling light, trimless and flush mounted
- for plasterboard-ceilings: 12.5 or 15mm
- recessing frame in clear anodised aluminium with white powder-coated finish - please order separately
- diffuser: Perspex Frost Opal
- housing fabricated in steel with white finish
- version with LED-RGB
- power feed with 3-pole mains (dimnable versions: 5-pole) and control wire for RGB process 4 x 1.5mm²
- trouble-free drive of any various lamps
- LED control gear included
- simple installation - tutorial see page 76
- ceiling cut out stencil - included in delivery
- see page 70 for essential frame alignment kit




IP20	LED	10W	 320 x 320
------	-----	-----	---

dimension mm version article-number

300 x 300 RGB 10W L3602500



IP20	LED	10W	 390 x 390
------	-----	-----	---

dimension mm version article-number

370 x 370 RGB 10W L3603600

LED CONTROL GEAR incl.
RGB controller unit – Please order separately.

Type 1: Sequencer

Preset colour sequence that can be controlled by a 0-10V controller or a potentiometer.

for one light:		art.-no.
to locate in suspended ceilings	max. 20W	contact Zaneen
for several lights:		
to locate in suspended ceilings	max. 100W	contact Zaneen

Type 2: Dimmer

Each colour can be controlled separately by a 0-10V controller or a potentiometer.

for one light:		art.-no.
to locate in suspended ceilings	max. 20W	contact Zaneen
for several lights:		
to locate in suspended ceilings	max. 100W	contact Zaneen

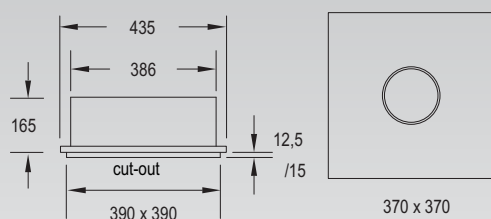
Dali and DMX available on request

RECESSING FRAME please order separately:

plasterboard ceiling thickness:	12.5mm	15mm
300 x 300mm	art.-no.: L3602300	L3602400
370 x 370mm	art.-no.: L3603400	L3603500



PURE AREA



π²+ TRIMLESS LED

- recessed ceiling light, trimless and flush mounted
- for plasterboard-ceilings: 12.5 or 15mm
- recessing frame in clear anodised aluminium with white powder-coated finish - please order separately
- diffuser: Perspex Frost Opal
- housing in sheet steel, white
- version with LED-RGB and with AR 111
- spots 360° clickable, 40° adjustable
- tool-free lamp change
- power feed with 3-pole mains and control wire for RGB process 4 x 1.5mm²
- trouble-free parallel drive of any various lamps
- LED control gear included
- simple installation - tutorial see page 77
- ceiling cut out stencil - included in delivery
- see page 70 for essential frame alignment kit

dimension mm	version LED + AR 111	article-no.
370 x 370	1 x 10 + 1 x 35W	L36027(*)



RECESSING FRAME please order separately:

plasterboard ceiling thickness:	12.5mm	15mm
370 x 370mm	art.-no.: L3603400	L3603500

*) Please specify the colour of the spots by adding the following COLOUR-CODE:



»0W« for white, »0B« for black or »0S« for silver at the end of article-number.

LED CONTROL GEAR incl. RGB controller unit – Please order separately.

Type 1: Sequencer

Preset colour sequence that can be controlled by a 0-10V controller or a potentiometer.

for one light:	art.-no.
to locate in suspended ceilings max. 20W	contact Zaneen
for several lights:	art.-no.
to locate in suspended ceilings max. 100W	contact Zaneen

Type 2: Dimmer

Each colour can be controlled separately by a 0-10V controller or a potentiometer.

for one light:	art.-no.
to locate in suspended ceilings max. 20W	contact Zaneen
for several lights:	art.-no.
to locate in suspended ceilings max. 100W	contact Zaneen

Dali and DMX available on request





design: Christian Fahlke
Hannover


SIGN TRIMLESS

A further development of the successful Sign series - a trimless version of the luminaire designed to be recessed flush with the ceiling.





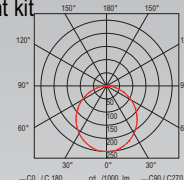
PURE AREA



SIGN TRIMLESS

- recessed ceiling light, trimless and flush mounted
- for plasterboard-ceilings: 12.5 or 15mm
- recessing frame in clear anodised aluminium with white powder-coated finish - please order separately
- diffuser: Perspex Frost Opal
- version with T5 lamps
- tool-free lamp change
- simple installation - tutorial see page 78
- coloured light possible by using ColourTubes - see page 111
- contact Zaneen for article-no. for dimmable units.
- ceiling cut out stencil - included in delivery
- see page 70 for essential frame alignment kit

IP20	T5
------	----



SIGN HALF

dimension mm	version	art.-no.	DALI-dim.	1-10V-dim.
600 x 300	2 x 24W HO	L3604100	☼☼☼	☼☼☼

SIGN FORTY'S

dimension mm	version	art.-no.	DALI-dim.	1-10V-dim.
600 x 400	3 x 24W HO	L3604500	☼☼☼	☼☼☼

SIGN QUADRAT

dimension mm	version	art.-no.	DALI-dim.	1-10V-dim.
600 x 600	4 x 24W HO	L3605100	☼☼☼	☼☼☼

SIGN LONG JOHN

dimension mm	version	art.-no.	DALI-dim.	1-10V-dim.
☼1200 x 300	2 x 54W HO	L3605600	L3605800	L3605700

SIGN MASTER

dimension mm	version	art.-no.	DALI-dim.	1-10V-dim.
☼1200 x 600	4 x 54W HO	L3606000	L3606200	L3606100

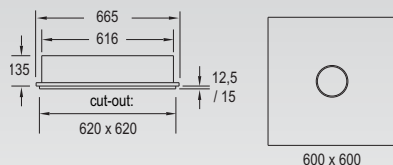
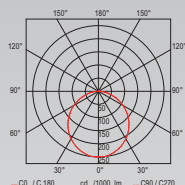
RECESSING FRAME please order separately:

ceiling thickness: plasterboard	12.5mm article-no.	15mm article-no.
600 x 300mm	L3606400	L3606500
600 x 400mm	L3606900	L3607100
600 x 600mm	L3607200	L3607300
1200 x 300mm	L3601200	L3601300
1200 x 600mm	L3601400	L3601500

☼: dimming options available in 28W.
☼☼☼: dimming options available in 14W.




PURE AREA



SIGN CENTER-1 TRIMLESS

- recessed ceiling light, trimless and flush mounted
- for plasterboard-ceilings: 12.5 or 15mm
- recessing frame in clear anodised aluminium with white powder-coated finish - please order separately
- diffuser: Perspex Frost Opal
- version with T5 lamps and optional with AR 111, QPAR 30
- order spot inserts separately
- spots 360° clickable, 40° adjustable
- tool-free lamp change
- simple installation - tutorial see page 79
- coloured ambient-light possible by using ColourTubes - see page 111
- contact Zaneen for article-no. for dimmable units
- ceiling cut out stencil - included in delivery
- see page 70 for essential frame alignment kit



SIGN QUADRAT CENTER-1


dimension mm	version	art.-no.	DALI-dim.	1-10V-dim.
600 x 600	4 x 24W HO	L3606600	☼☼☼	☼☼☼

☼☼☼: dimming options available in 14W.
Attention: order spot-inserts separately

(*) Please specify the colour of the spots by adding the following COLOUR-CODE at the end of art no.



»0W« for white



»0S« for black



»0S« for silver

SPOT-INSERTS please order separately:

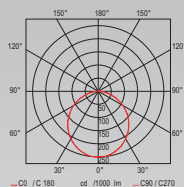
insert	version	art.-no. (*)
Q-PAR30	75 W	L36294(*)
AR 111	50 W	L36295(*)

RECESSING FRAME please order separately:

plasterboard ceiling thickness:		12,5mm	15mm
600 x 600	article-number:	L3607200	L3607300



PURE AREA



SIGN CENTER-2 TRIMLESS

- recessed ceiling light, trimless and flush mounted
- for plasterboard-ceilings: 12.5 or 15mm
- recessing frame in clear anodised aluminium with white powder-coated finish - please order separately
- diffuser: Perspex Frost Opal
- version with T5 lamps and optional with AR 111, QPAR 30
- order spot inserts separately
- spots: 360° clickable, 40° adjustable
- tool-free lamp change
- simple installation - tutorial see page 79
- coloured ambient-light possible by using ColourTubes (page 111)
- ceiling cut out stencil - included in delivery
- see page 70 for essential frame alignment kit

IP20	T5
------	----

SIGN FORTY CENTER-2

dimension mm	version	article-no.	DALI-dim.	1-10V-dim.
600 x 400	2 x 24W HO	L3609800	☼☼☼	☼☼☼

Attention: order spot-inserts separately.

SIGN QUADRAT CENTER-2

dimension mm	version	article-no.	DALI-dim.	1-10V-dim.
600 x 600	4 x 24W HO	L3610300	☼☼☼	☼☼☼

Attention: order spot-inserts separately.

SIGN MASTER CENTER-2

dimension mm	version	article-no.	DALI-dim.	1-10V-dim.
☼1200 x 600	4 x 54W HO	L3610700	L3610900	L3610800

Attention: order spot-inserts separately.

(*) Please specify the colour of the spots by adding the following COLOUR-CODE at the end of article-number:



»OW« for white



»OB« for black



»OS« for silver

SPOT-INSERTS please order separately:

insert	version	art.-no. (*)
Q-PAR30	75 W	L36294(*)
AR111	35 W	L36295(*)

☼: dimming options available in 28W.

☼☼☼: dimming options available in 14W.

RECESSING FRAME please order separately:

plasterboard ceiling thickness:		12.5mm	15mm
600 x 400mm	art.-no.:	L3606900	L3607100
600 x 600mm	art.-no.:	L3607200	L3607300
1200 x 600mm	art.-no.:	L3601400	L3601500



PURE AREA



SIGN TRIMLESS LED

- recessed ceiling light, trimless and flush mounted
- for plasterboard-ceilings: 12.5 or 15mm
- recessing frame in clear anodised aluminium with white powder-coated finish - please order separately
- diffuser: Perspex Frost Opal
- version with LED-RGB
- power feed with 3-pole mains (dimnable versions: 5-pole) and control wire for RGB process 4 x 1.5mm²
- trouble-free parallel drive of any various lamps
- LED control gear included
- simple installation - see page 78
- ceiling cut out stencil - included in delivery
- see page 70 for essential frame alignment kit

SIGN HALF

IP20	LED RGB
------	---------

dimension mm	version	article-no.
600 x 300	1 x 20W	L3604400

SIGN FORTY'S

dimension mm	version	article-no.
600 x 400	1 x 20W	L3604800

SIGN QUADRAT

dimension mm	version	article-no.
600 x 600	1 x 40W	L3605400

SIGN LONG JOHN

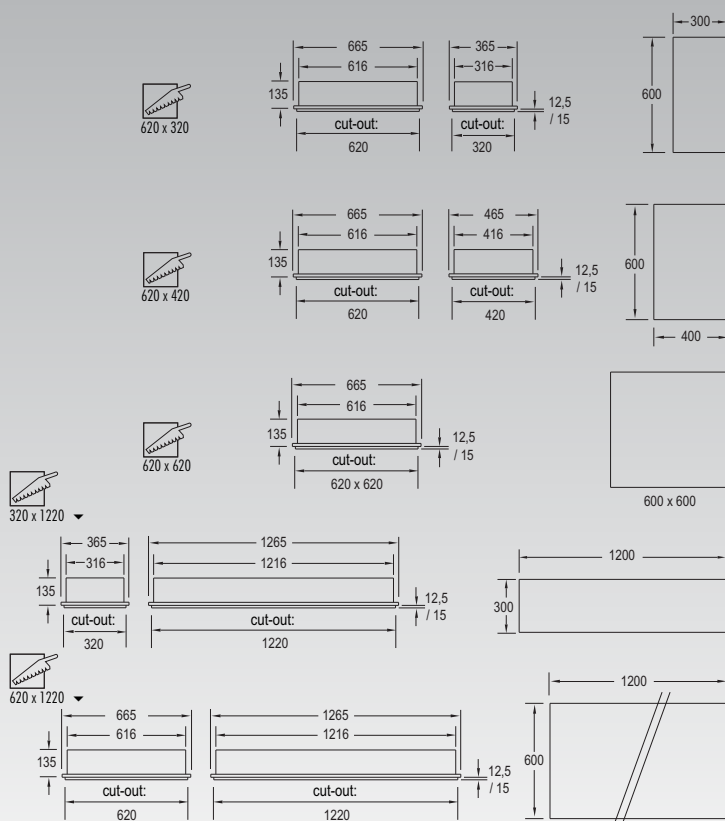
dimension mm	version	article-no.
1200 x 300	1 x 40W	L3605900

SIGN MASTER

dimension mm	version	article-no.
1200 x 600	1 x 80W	L3606300

RECESSING FRAME please order separately:

ceiling thickness:	12.5mm	15mm
plasterboard	article-no.	article-no.
600 x 300mm	L3606400	L3606500
600 x 400mm	L3606900	L3607100
600 x 600mm	L3607200	L3607300
1200 x 300mm	L3601200	L3601300
1200 x 600mm	L3601400	L3601500



LED CONTROL GEAR incl.
RGB controller unit – Please order separately.

Type 1: Sequencer

Preset colour sequence that can be controlled by a 0-10V controller or a potentiometer.

for one light:	art.-no.
to locate in suspended ceilings max. 20W	contact Zaneen
for several lights:	art.-no.
to locate in suspended ceilings max. 100W	contact Zaneen

Type 2: Dimmer

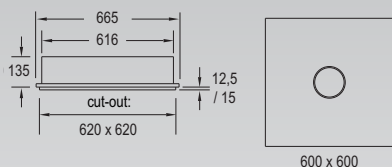
Each colour can be controlled separately by a 0-10V controller or a potentiometer.

for one light:	art.-no.
to locate in suspended ceilings max. 20W	contact Zaneen
for several lights:	art.-no.
to locate in suspended ceilings max. 100W	contact Zaneen

Dali and DMX available on request



PURE AREA



SIGN CENTER-1 TRIMLESS LED

- recessed ceiling light, trimless and flush mounted
- for plasterboard-ceilings: 12.5 or 15mm
- recessing frame in clear anodised aluminium with white powder-coated finish - please order separately
- diffuser: Perspex Frost Opal
- version with LED-RGB and optional with AR 111, QPAR 30
- order spot inserts separately
- spots 360° clickable, 40° adjustable
- power feed with 3-pole mains (dimnable versions: 5-pole) and control wire for RGB process 4 x 1.5mm²
- trouble-free parallel drive of any various lamps
- LED control gear included
- simple installation - see page 79
- ceiling cut out stencil - included in delivery
- see page 70 for essential frame alignment kit

IP20	LED RGB	40W	620 x 620
------	---------	-----	-----------

SIGN QUADRAT CENTER-1

dimension mm version article-number

600 x 600 40W L3607000

Attention: order spot-inserts separately.

LED CONTROL GEAR incl. RGB controller unit – Please order separately.

Type 1: Sequencer

Preset colour sequence that can be controlled by a 0-10V controller or a potentiometer.

for one light:		art.-no.
to locate in suspended ceilings	max. 20W	contact Zaneen
for several lights:		
to locate in suspended ceilings	max. 100W	contact Zaneen

Type 2: Dimmer

Each colour can be controlled separately by a 0-10V controller or a potentiometer.

for one light:		art.-no.
to locate in suspended ceilings	max. 20W	contact Zaneen
for several lights:		
to locate in suspended ceilings	max. 100W	contact Zaneen

Dali and DMX available on request

SPOT-INSERTS please order separately:

insert version art.-no. (*)

Q-PAR30 75 W L36294(*)

AR111 35 W L36295(*)

Attention: just use type with alu-reflector

(*) Inserts are available in black, white or silver. Please specify the COLOUR-CODE at the end of art.-no.:



»0W« for white



»0B« for black



»0S« for silver

RECESSING FRAME please order separately:

plasterboard ceiling thickness:	12.5mm	15mm
600 x 600 article-no.:	L3607200	L3607300



PURE AREA



SIGN CENTER-2 TRIMLESS LED

- recessed ceiling light, trimless and flush mounted
- for plasterboard-ceilings: 12.5 or 15mm
- recessing frame in clear anodised aluminium with white powder-coated finish - please order separately
- diffuser: Perspex Frost Opal
- version with LED-RGB and optional with AR 111, QPAR 30
- order spot inserts separately
- spots: 360° clickable, 40° adjustable
- power feed with 3-pole mains (dimmable versions: 5-pole) and control wire for RGB process 4 x 1.5mm²
- trouble-free parallel drive of any various lamps
- LED control gear included
- simple installation - see page 79
- ceiling cut out stencil - included in delivery
- see page 70 for essential frame alignment kit

IP20	LED RGB
------	---------

SIGN FORTY CENTER-2

dimension mm	version	article-no.
600 x 400	20W	L3610100

Attention: order spot-inserts separately.

SIGN QUADRAT CENTER-2

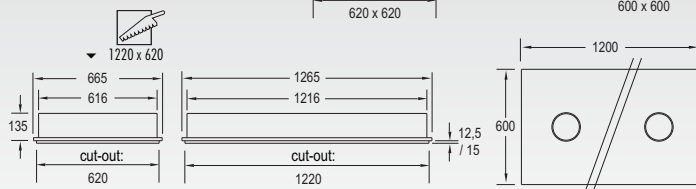
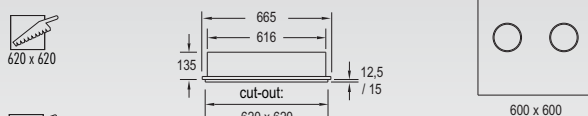
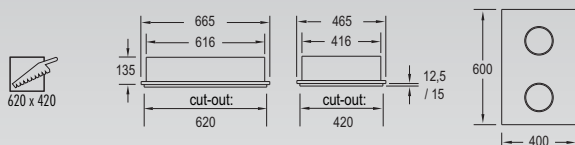
dimension mm	version	article-no.
600 x 600	40W	L3610600

Attention: order spot-inserts separately.

SIGN MASTER CENTER-2

dimension mm	version	article-no.
1200 x 600	80	L3611000

Attention: order spot-inserts separately.



SPOT-INSERTS please order separately:

insert	version	art.-no. (*)
Q-PAR30	75 W	L36294(*)
AR111	35 W	L36295(*)

Attention: just use type with alu-reflector

(*) Inserts are available in black, white or silver. Please specify the COLOUR-CODE at the end of art.-no.:



»0W« for white



»0B« for black



»0S« for silver

RECESSING FRAME please order separately:

plasterboard ceiling thickness in mm:	12.5mm	15mm
600 x 600	article-no.: L3607200	L3607300
600 x 400	article-no.: L3606900	L3607100
1200 x 600	article-no.: L3601400	L3601500

LED CONTROL GEAR incl.

RGB controller unit – Please order separately.

Type 1: Sequencer

Preset colour sequence that can be controlled by a 0-10V controller or a potentiometer.

for one light:	art.-no.
to locate in suspended ceilings max. 20W	contact Zaneen
for several lights:	
to locate in suspended ceilings max. 100W	contact Zaneen

Type 2: Dimmer

Each colour can be controlled separately by a 0-10V controller or a potentiometer.

for one light:	art.-no.
to locate in suspended ceilings max. 20W	contact Zaneen
for several lights:	
to locate in suspended ceilings max. 100W	contact Zaneen

Dali and DMX available on request

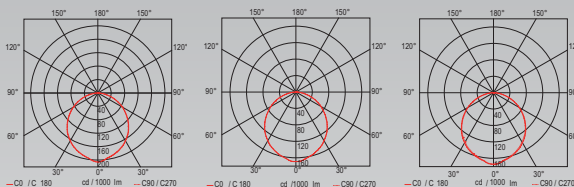


PURE AREA



SIGN ROUND TRIMLESS

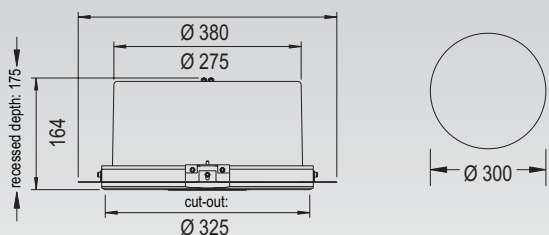
- recessed ceiling light, trimless and flush mounted
- for plasterboard-ceilings: 10, 12.5 or 15mm
- recessing frame - please order separately
- diffuser: Perspex Frost Opal
- version with FC22 / FC40 T5 CIRCLINE
- tool-free lamp change
- housing fabricated in aluminium/steel with white finish
- simple installation - tutorial see page 74
- ceiling cut out stencil - included in delivery



1 x 22W


1 x 40W

1 x 40W + 1 x 22W



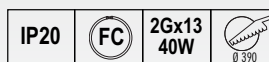
dimension mm version art.-no.

Ø 300 1 x 22W L3607400



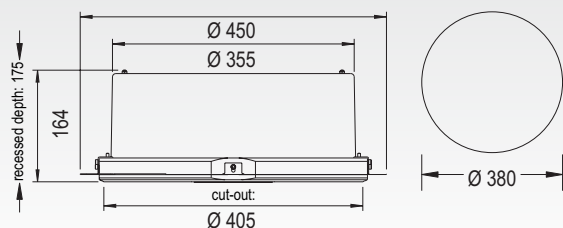
dimension mm version art.-no.

Ø 380 1 x 40W L3607800



dimension mm version art.-no.

Ø 380 1x40 + 1x22W L3608200



RECESSING FRAME - please order separately:

for plasterboard ceiling thickness 10, 12.5 or 15mm

Ø 300mm	art.-no.:	L3609700
Ø 380mm	art.-no.:	L3610200

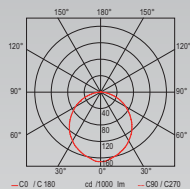


PURE AREA



SIGN ROUND CENTER TRIMLESS

- recessed ceiling light, trimless and flush mounted
- for plasterboard-ceilings: 10, 12.5 or 15mm
- spot 360° clickable, 40° adjustable
- recessing frame - please order separately
- diffuser: Perspex Frost Opal
- version with CIRCLINE FC22 / FC40 and AR 111
- tool-free lamp change
- housing fabricated in aluminium/steel with white finish
- simple installation - tutorial see page 75
- ceiling cut out stencil - included in delivery



dimension version art.-no.

mm FC + AR111

Ø 300 1x22 + 1x50W L3609100

Ø 380 1x40 + 1x50W L3608500

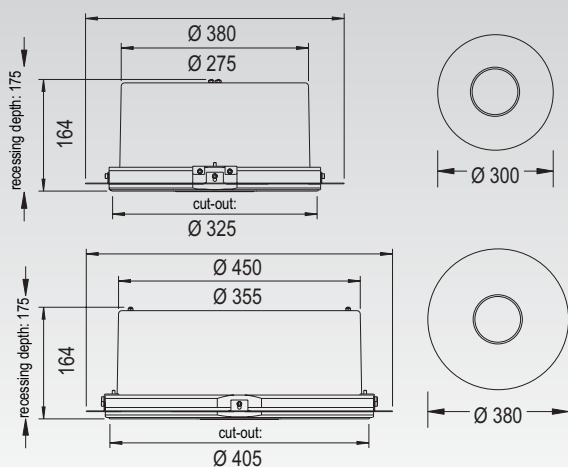


RECESSING FRAME - please order separately:

for plasterboard ceiling thickness 10, 12.5 or 15mm

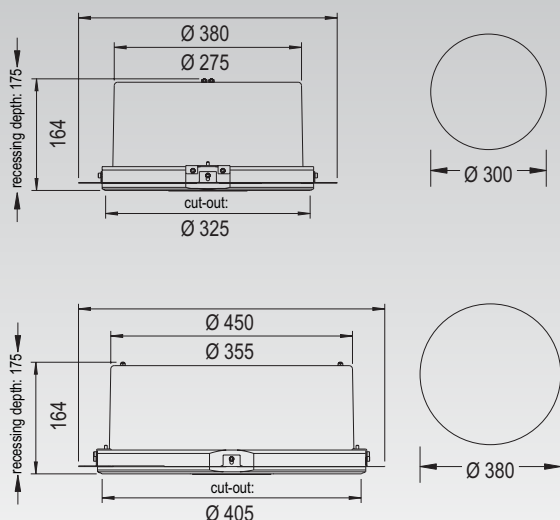

Ø 300mm art.-no.: L3609700

Ø 380mm art.-no.: L3610200





PURE AREA






RECESSING FRAME - please order separately:




for plasterboard ceiling thickness 10, 12.5 or 15mm

Ø 300mm	art.-no.:	L3609700
Ø 380mm	art.-no.:	L3610200

SIGN ROUND TRIMLESS LED

- recessed ceiling light, trimless and flush mounted
- for plasterboard-ceilings: 10, 12.5 or 15mm
- recessing frame - please order separately
- diffuser: Perspex Frost Opal
- housing fabricated in aluminium/steel with white finish
- version with LED-RGB
- power feed with 3-pole mains (dimnable versions: 5-pole) and control wire for RGB process 4 x 1.5mm²
- trouble-free parallel drive of any various lamps
- LED control gear included
- simple installation - see tutorial page 74
- ceiling cut out stencil - included in delivery

dimension mm	version	article-no.				
Ø 300	1 x 10W	L3607700				
	<table border="1"> <tr> <td>IP20</td> <td>LED RGB</td> <td>10W</td> <td></td> </tr> </table>	IP20	LED RGB	10W		
IP20	LED RGB	10W				

dimension mm	version	article-no.				
Ø 380	1 x 10W	L3608100				
	<table border="1"> <tr> <td>IP20</td> <td>LED RGB</td> <td>10W</td> <td></td> </tr> </table>	IP20	LED RGB	10W		
IP20	LED RGB	10W				

LED CONTROL GEAR incl.
RGB controller unit – Please order separately.

Type 1: Sequencer

Preset colour sequence that can be controlled by a 0-10V controller or a potentiometer.

for one light:	art.-no.
to locate in suspended ceilings max. 20W	contact Zaneen
for several lights:	
to locate in suspended ceilings max. 100W	contact Zaneen

Type 2: Dimmer

Each colour can be controlled separately by a 0-10V controller or a potentiometer.

for one light:	art.-no.
to locate in suspended ceilings max. 20W	contact Zaneen
for several lights:	
to locate in suspended ceilings max. 100W	contact Zaneen

Dali and DMX available on request

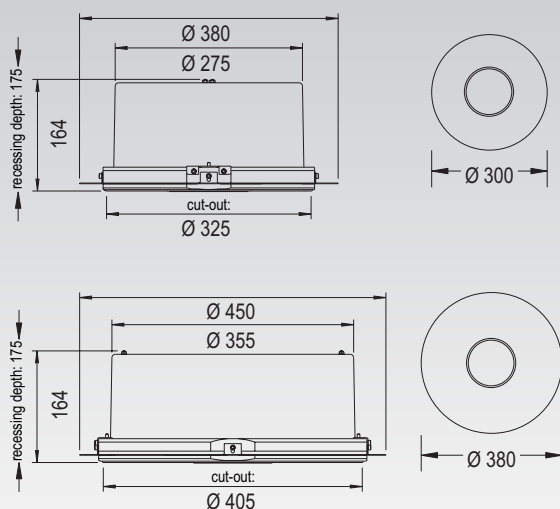


PURE AREA



SIGN ROUND CENTER TRIMLESS LED

- recessed ceiling light, trimless and flush mounted
- for plasterboard-ceilings: 10, 12.5 or 15mm
- spot 360° clickable, 40° adjustable
- recessing frame - please order separately
- diffuser: Perspex Frost Opal
- housing fabricated in aluminium/steel with white finish
- version with LED-RGB and with AR 111
- power feed with 3-pole mains and control wire for RGB process 4 x 1.5mm²
- trouble-free parallel drive of any various lamps
- LED control gear included
- simple installation - see tutorial page 75
- ceiling cut out stencil - included in delivery



dimension mm	version	article-no.
	LED + AR111	
Ø 300	1 x 10 + 1 x 35W	L3609400
Ø 380	1 x 10 + 1 x 35W	L3608800



RECESSING FRAME - please order separately:

for plasterboard ceiling thickness 10, 12.5 or 15mm		
Ø 300mm	art.-no.:	L3609700
Ø 380mm	art.-no.:	L3610200

LED CONTROL GEAR incl. RGB controller unit – Please order separately.

Type 1: Sequencer

Preset colour sequence that can be controlled by a 0-10V controller or a potentiometer.

for one light:	art.-no.
to locate in suspended ceilings max. 20W	contact Zaneen
for several lights:	
to locate in suspended ceilings max. 100W	contact Zaneen


Type 2: Dimmer

Each colour can be controlled separately by a 0-10V controller or a potentiometer.

for one light:	art.-no.
to locate in suspended ceilings max. 20W	contact Zaneen
for several lights:	
to locate in suspended ceilings max. 100W	contact Zaneen

Dali and DMX available on request





design: Ronald Schediwy

2 IN LOVE

Ceiling mounted trimless light-system
with opal-frosted mounting plate for two
Matrix-spotlights.

SPA - »Ocean Lounge«; Architect: Georg Öhler

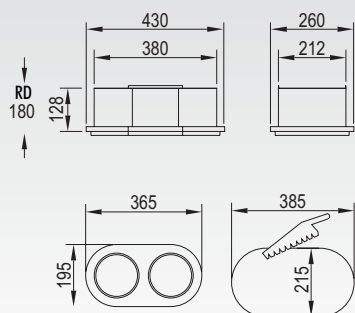
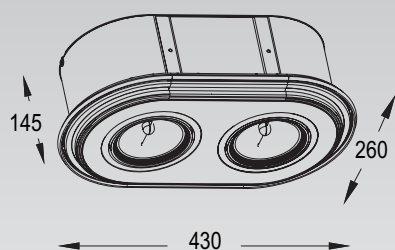


PURE AREA



2 IN LOVE

- recessed ceiling light, trimless and flush mounted
- for plasterboard-ceilings: 12.5 or 15mm
- diffuser of »Perspex Frost Opal«
- equipment: DULUX-L 1 x 24W and AR 111
- recessing frame of aluminium to prime-in - please order separately
- spots: 360° clickable, 40° adjustable
- spot inserts: available in white, black or silver
- tool-free lamp change
- simple installation - see tutorial page 82
- ceiling cut out stencil - included in delivery



dimension mm	version	art.-no.
365 x 195	DULUX-L + AR 111	L36306(*)



*) Please specify the colour of the spots by adding the following COLOUR-CODE:



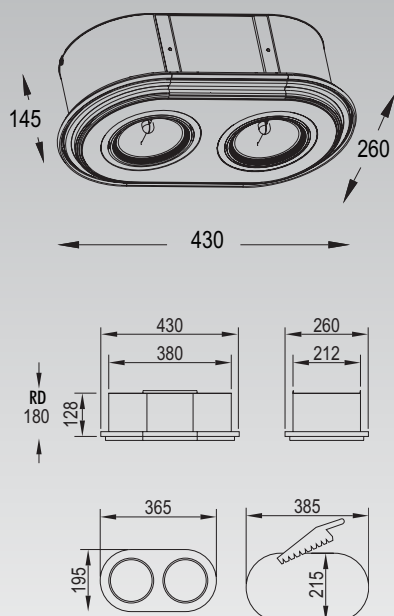
»0W« for white, »0B« for black or »0S« for silver at the end of article-number.

RECESSING FRAME please order separately:

plasterboard ceiling thickness:	12.5mm	15mm
365 x 195mm	art.-no.: L3613800	art.-no.: L3613900



PURE AREA



2 IN LOVE LED

- recessed ceiling light, trimless and flush mounted
- for plasterboard-ceilings: 12.5 or 15mm
- diffuser of »Perspex Frost Opak«
- equipment: LED-RGB and AR 111
- spots: 360° clickable, 40° adjustable
- spot inserts available in white, black or silver
- recessing frame of aluminium to prime-in - please order separately
- power feed with 3-pole mains and control wire for RGB process 4 x 1.5mm²
- trouble-free parallel drive of any various lamps
- LED control gear included
- tool-free lamp change
- simple installation - see tutorial page 82
- ceiling cut out stencil - included in delivery

dimension mm	version LED-RGB + AR 111	art.-no.
365x 195	1 x 10W + 2 x 35W	L36308(*)



LED CONTROL GEAR incl. RGB controller unit – Please order separately.

Type 1: Sequencer

Preset colour sequence that can be controlled by a 0-10V controller or a potentiometer.

for one light:	art.-no.
to locate in suspended ceilings max. 20W	contact Zaneen
for several lights:	art.-no.
to locate in suspended ceilings max. 100W	contact Zaneen

Type 2: Dimmer

Each colour can be controlled separately by a 0-10V controller or a potentiometer.

for one light:	art.-no.
to locate in suspended ceilings max. 20W	contact Zaneen
for several lights:	art.-no.
to locate in suspended ceilings max. 100W	contact Zaneen

Dali and DMX available on request

*) Please specify the colour of the spots by adding the following COLOUR-CODE:



»0W« for white, »0B« for black or »0S« for silver at the end of article-number.

RECESSING FRAME please order separately:

plasterboard ceiling thickness:	12.5mm	15mm
365 x 195mm	art.-no.: L3613800	L3613900



PURE AREA



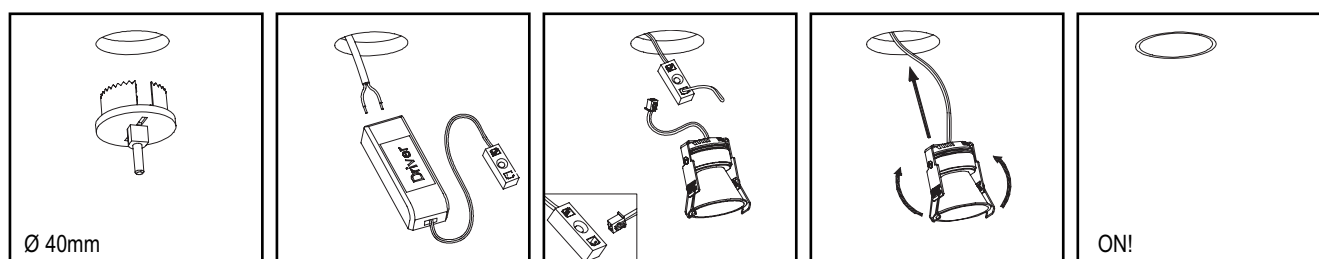
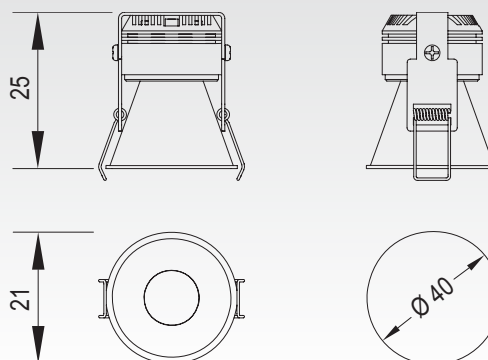
KOOKI LED

- semi-trimless recessing cone for 1W Power-LED LUXEON
- for ceiling thickness up to 30mm max.
- material: aluminium with white powder-coated finish
- with plug and connecting-cable 30mm
- Power Supply sold separately
- for LED driver please refer to page 272.
- ceiling cut out stencil - included in delivery

The cone features a minimal bezel (1mm width and 1mm height). This gives the impression of a ceiling indentation. The refractor is mounted 30mm behind the ceiling.

colour of lighth article-no.

white	L3630400
warmwhite	L3630500
red	L3630300
green	L3630200
blue	L3630100
amber	L3630000

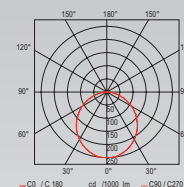
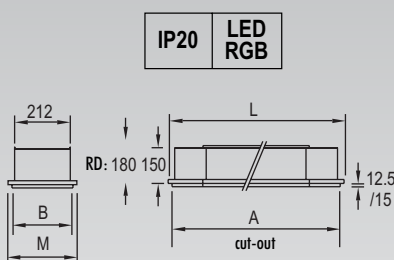
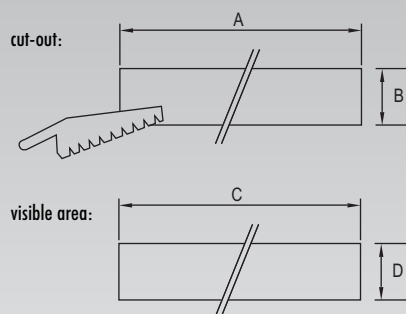




PURE AREA

WHITE LINE LED

- recessed ceiling light, trimless and flush mounted
- for plasterboard-ceilings: 12.5 or 15mm
- recessing frame in clear anodised aluminium with white powder-coated finish please order separately
- housing fabricated in steel with white finish
- diffuser: Perspex Frost Opal
- version with LED-RGB
- power-feed via 3 x 1,5 and 3-pole control line
- trouble-free parallel drive of any various lamps
- simple installation - see page 80
- ceiling cut out stencil - included in delivery
- see page 70 for essential frame alignment kit



dimension C x D mm	version LED-RGB	cut-out A x B mm	rec.-area L x M mm	art.-no.
600 x 195	10W	620 x 215	670 x 260	L3614400

dimension C x D mm	version LED-RGB	cut-out A x B mm	rec.-area L x M mm	art.-no.
900 x 195	15W	920 x 215	970 x 260	L3614500

dimension C x D mm	version LED-RGB	cut-out A x B mm	rec.-area L x M mm	art.-no.
1200 x 195	20W	1220 x 215	1270 x 260	L3614600

dimension C x D mm	version LED-RGB	cut-out A x B mm	rec.-area L x M mm	art.-no.
1500 x 195	25W	1520 x 215	1570 x 260	L3614700

LED CONTROL GEAR incl.
RGB controller unit – Please order separately.

Type 1: Sequencer

Preset colour sequence that can be controlled by a 0-10V controller or a potentiometer.

for one light:	max. 20W	art.-no.
to locate in suspended ceilings		contact Zaneen
for several lights:	max. 100W	art.-no.
to locate in suspended ceilings		contact Zaneen

Type 2: Dimmer

Each colour can be controlled separately by a 0-10V controller or a potentiometer.

for one light:	max. 20W	art.-no.
to locate in suspended ceilings		contact Zaneen
for several lights:	max. 100W	art.-no.
to locate in suspended ceilings		contact Zaneen

RECESSING FRAME please order separately:

plasterboard ceiling thickness:	12.5mm	15mm
600 x 195mm	art.-no.: L3635100	L3635200
900 x 195mm	art.-no.: L3635300	L3635400
1200 x 195mm	art.-no.: L3635500	L3635600
1500 x 195mm	art.-no.: L3635700	L3635800

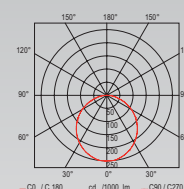
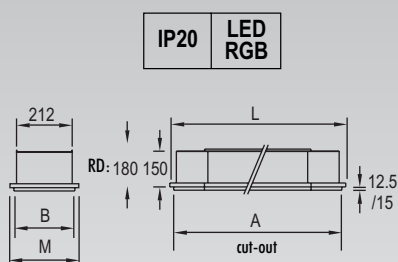
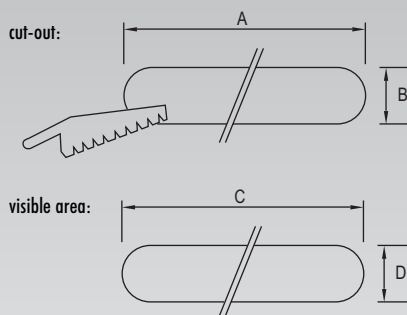
Dali and DMX available on request



PURE AREA

SMOOTH LINE LED

- recessed ceiling light, trimless and flush mounted
- for plasterboard-ceilings: 12.5 or 15mm
- recessing frame in clear anodised aluminium with white powder-coated finish
- housing fabricated in steel with white finish
- diffuser of Perspex Frost Opal
- version with LED-RGB
- power-feed via 3 x 1,5 and 3-pole control line
- trouble-free parallel drive of any various lamps
- simple installation - see page 81
- ceiling cut out stencil - included in delivery
- see page 70 for essential frame alignment kit



dimension C x D mm	version LED-RGB	cut-out A x B mm	rec.-area L x M mm	art.-no.
600 x 195	10W	620 x 215	670 x 260	L3614000

dimension C x D mm	version LED-RGB	cut-out A x B mm	rec.-area L x M mm	art.-no.
900 x 195	15W	920 x 215	970 x 260	L3614100

dimension C x D mm	version LED-RGB	cut-out A x B mm	rec.-area L x M mm	art.-no.
1200 x 195	20W	1220 x 215	1270 x 260	L3614200

dimension C x D mm	version LED-RGB	cut-out A x B mm	rec.-area L x M mm	art.-no.
1500 x 195	25W	1520 x 215	1570 x 260	L3614300

LED CONTROL GEAR incl.
RGB controller unit – Please order separately.

Type 1: Sequencer

Preset colour sequence that can be controlled by a 0-10V controller or a potentiometer.

for one light:	art.-no.
to locate in suspended ceilings max. 20W	contact Zaneen
for several lights:	art.-no.
to locate in suspended ceilings max. 100W	contact Zaneen

Type 2: Dimmer

Each colour can be controlled separately by a 0-10V controller or a potentiometer.

for one light:	art.-no.
to locate in suspended ceilings max. 20W	contact Zaneen
for several lights:	art.-no.
to locate in suspended ceilings max. 100W	contact Zaneen

RECESSING FRAME please order separately:


plasterboard ceiling thickness:	12.5mm	15mm
600 x 195mm	art.-no.: L3635900	L3636000
900 x 195mm	art.-no.: L3636100	L3636200
1200 x 195mm	art.-no.: L3636300	L3636400
1500 x 195mm	art.-no.: L3636500	L3636600

Dali and DMX available on request













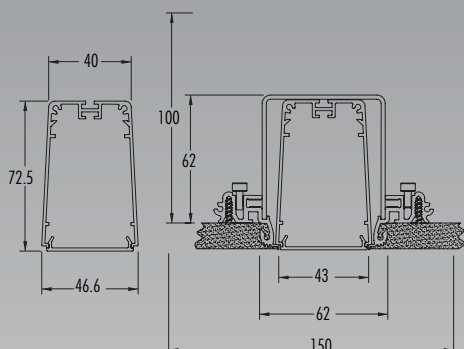
UTAH TRIMLESS

It's the effect of the light that counts.
'pure' lightlines in the ceiling, trimless primed for
the reduced form of the arrangement.





PURE AREA



UTAH TRIMLESS SYSTEM

- recessed ceiling light, trimless and flush mounted
- for plasterboard-ceilings: 12.5 or 15mm
- clear anodised aluminium
- recessed frame in clear anodised aluminium with white powder-coated finish please order separately
- diffuser of PMMA
- version with T5 lamps
- power-feed located at the rear of profile
- coloured light possible by using ColourTubes - see page 111
- simple installation - tutorial refer to page 71
- contact Zaneen for article-no. for dimmable units
- ceiling cut out stencil - included in delivery
- see page 70 for essential frame alignment kit

▲ Utah trimless

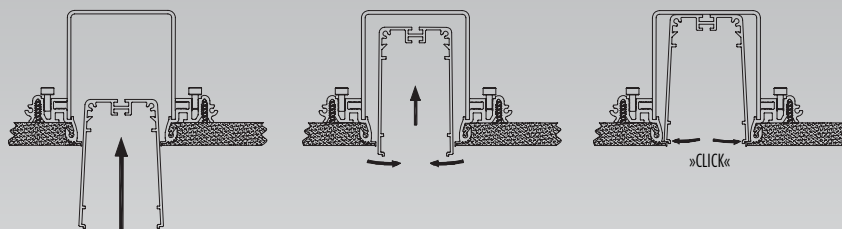
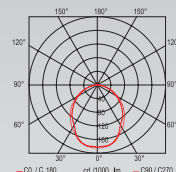
art.-no.: L3600900 /per m

ATTENTION:


cut-out = 65mm breadth

visible area = 43mm breadth

essential recessing area = 150mm breadth x desired length + 70mm!



IP20 T5



LIGHT INSERTS incl. diffuser middle

art.-no.	Dali-dimmable	1-10V-dimmable	lamp	U / f	length (insert)
L3615100	☀ ☀ ☀	☀ ☀ ☀	1xT5-24W HO	120V-60Hz	575mm
L3615400			1xT5-39W HO	120V-60Hz	875mm
☀ L3616000	L3616200	L3616100	1xT5-54W HO	120V-60Hz	1175mm
L3616600	L3616800		1xT5-35W	120V-60Hz	1475mm

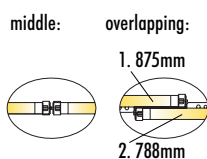
LIGHT INSERTS incl. diffuser overlapping - for continuous band of light

art.-no.	Dali-dimmable	1-10V-dimmable	lamp	U / f	length middle / overlap.**
L3615700			1xT5-39W HO	120V-60Hz	875 / 788mm
☀ L3616300	L3616500	L3616400	1xT5-54W HO	120V-60Hz	1175 / 1088mm
L3616900	L3617100		1xT5-35W	120V-60Hz	1475 / 1388mm

☀: dimming options available in 28W.

☀ ☀ ☀: dimming options available in 14W.

**To calculate the overall length of the system the first (1.) insert will use the »middle length« (e.g. 875mm) for the following insert (2.) use the »overlapping length« (e.g. 788mm).


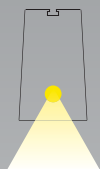


RECESSING PROFILE TRIMLESS AND ACCESSORIES please order separately:

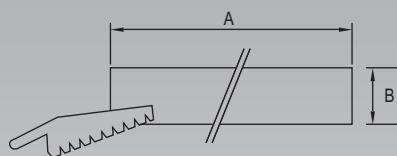
plasterboard ceiling thickness:	12,5mm	15mm
recessing profile trimless per meter, pairwise	art.-no.: L3611500	L3611600
end piece incl. profile completion	art.-no.: L3613300	L3613400
distance clamp	art.-no.: L3612300	L3612600



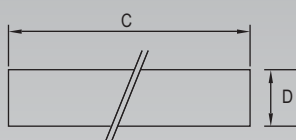
PURE AREA



cut-out:

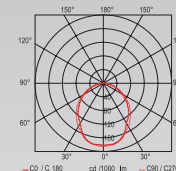
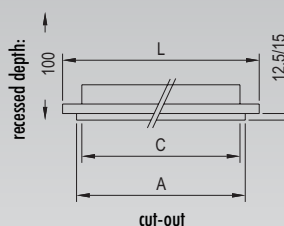
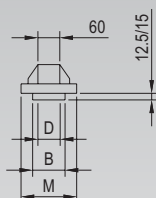



visible area:



UTAH TRIMLESS CONTROL

- recessed ceiling light, trimless and flush mounted
- for plasterboard-ceilings: 12.5 or 15mm
- clear anodised aluminium
- recessed frame in clear anodised aluminium with white powder-coated finish please order separately
- diffuser of PMMA
- version with T5 lamps
- power-feed located at the rear of profile
- coloured light possible by using ColourTubes - see page 111
- simple installation - tutorial refer to page 71
- contact Zaneen for article-no. for dimmable units
- ceiling cut out stencil - included in delivery



dimension	version	cut-out	rec.-area	art.-no.	dimmable:	
C x D mm	T5	A x B mm	L x M mm		DALI	1-10V
600 x 43	1 x 24W HO	620 x 65	670 x 150	L3611700	☀☀☀	☀☀☀

☀☀☀: dimming options available in 14W.

dimension	version	cut-out	rec.-area	art.-no.
C x D mm	T5	A x B mm	L x M mm	
900 x 43	1 x 39W HO	920 x 65	970 x 150	L3612000

dimension	version	cut-out	rec.-area	art.-no.	dimmable:	
C x D mm	T5	A x B mm	L x M mm		DALI	1-10V
1200 x 43	1 x 54W HO	1220 x 65	1270 x 150	L3613000	L3613200	L3613100

dimension	version	cut-out	rec.-area	art.-no.	dimmable:	
C x D mm	T5	A x B mm	L x M mm		DALI	1-10V
1500 x 43	1 x 35W	1520 x 65	1570 x 150	L3613500	L3613700	

RECESSING FRAME - please order separately

composed of: 2 x end piece, 1 pair trimless-profile
2/3/4 distance clamp, 1 x Frame Alignment Kit

plasterboard ceiling thickness:	12.5mm	15mm
600 x 43mm	art.-no.: L3611100	L3612400
900 x 43mm	art.-no.: L3611200	L3612500
1200 x 43mm	art.-no.: L3611300	L3612700
1500 x 43mm	art.-no.: L3611400	L3612800












Frame Alignment Kit

TRIMLESS LIGHTS



UTAH TRIMLESS

ART NO. L3612900

CUTOUT: 85 MM



WHITE/SMOOTH LINE

ART NO. L3614800

CUTOUT: 215MM



PI-QUADRAT TRIMLESS

ART NO. L3900000

CUTOUT: 320 X 320 MM

390 X 390 MM



SIGN TRIMLESS

ART NO. L3900000+



ART NO. L3939400

HALF

CUTOUT: 620 X 320 MM

+



LONG JOHN

CUTOUT: 1220 X 320 MM

+



ART NO. L3939500

FORTY

CUTOUT: 420 X 620 MM

+

ART NO. L3939600

MASTER

CUTOUT: 1220 X 620 MM

QUADRAT

CUTOUT: 620 X 620 MM

ASSEMBLY

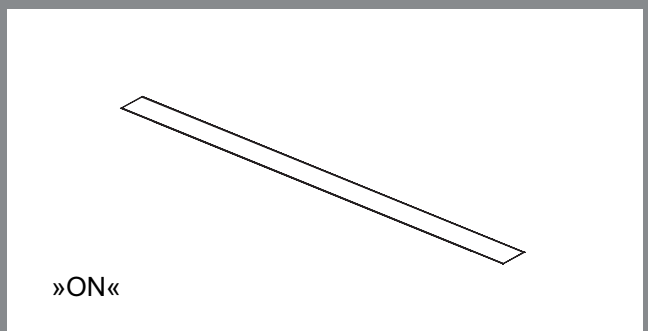
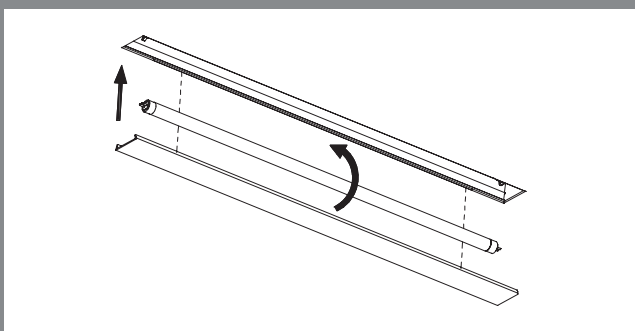
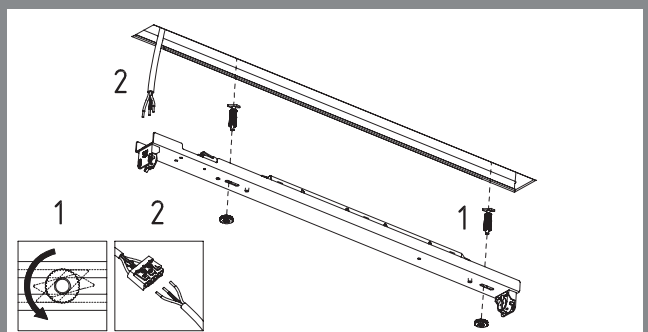
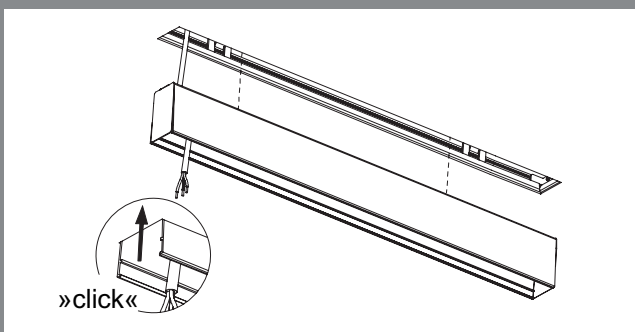
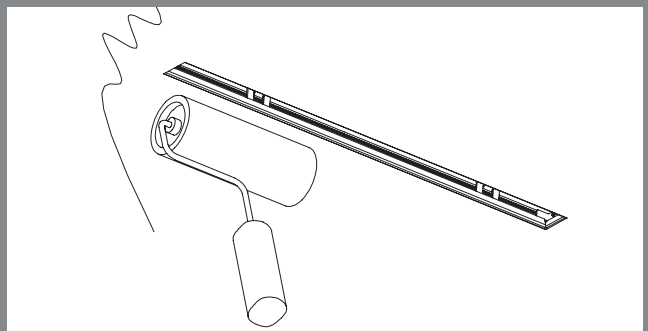
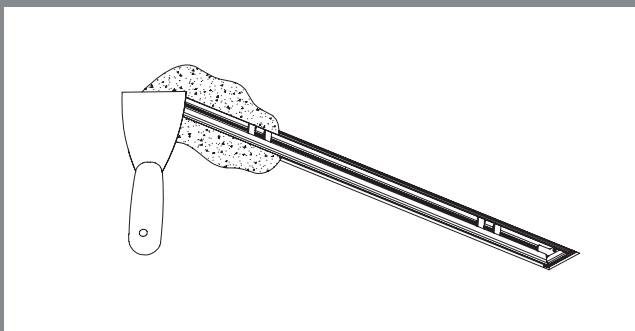
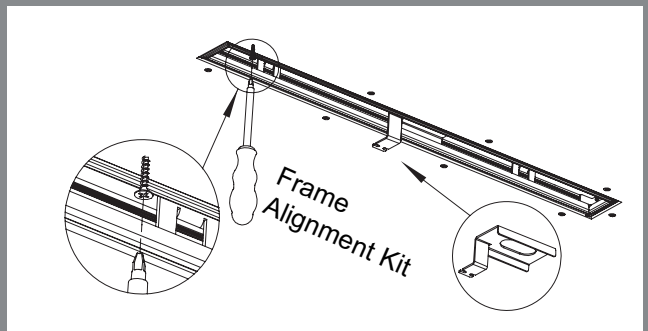
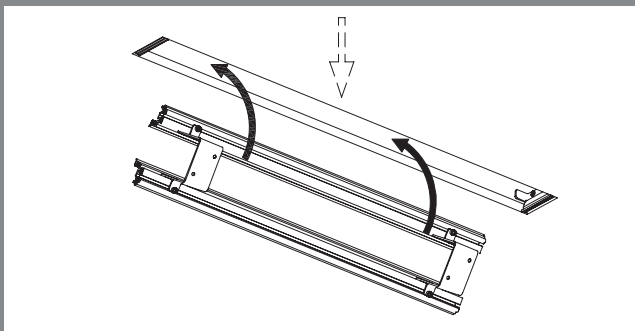
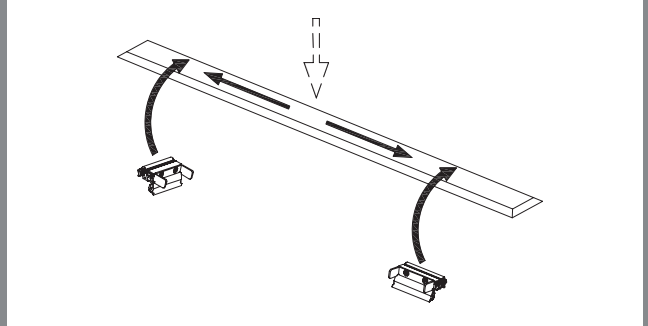
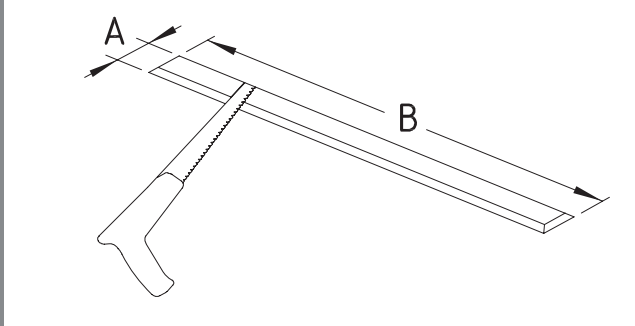
instructions



UTAH trimless	72
Z-FORM	73
SIGN ROUND trimless	74
SIGN ROUND CENTER trimless	75
PI-QUADRAT trimless	76
PI-QUADRAT PLUS trimless	77
SIGN trimless	78
SIGN CENTER trimless	79
WHITE LINE	80
SMOOTH LINE	81
2 IN LOVE	82

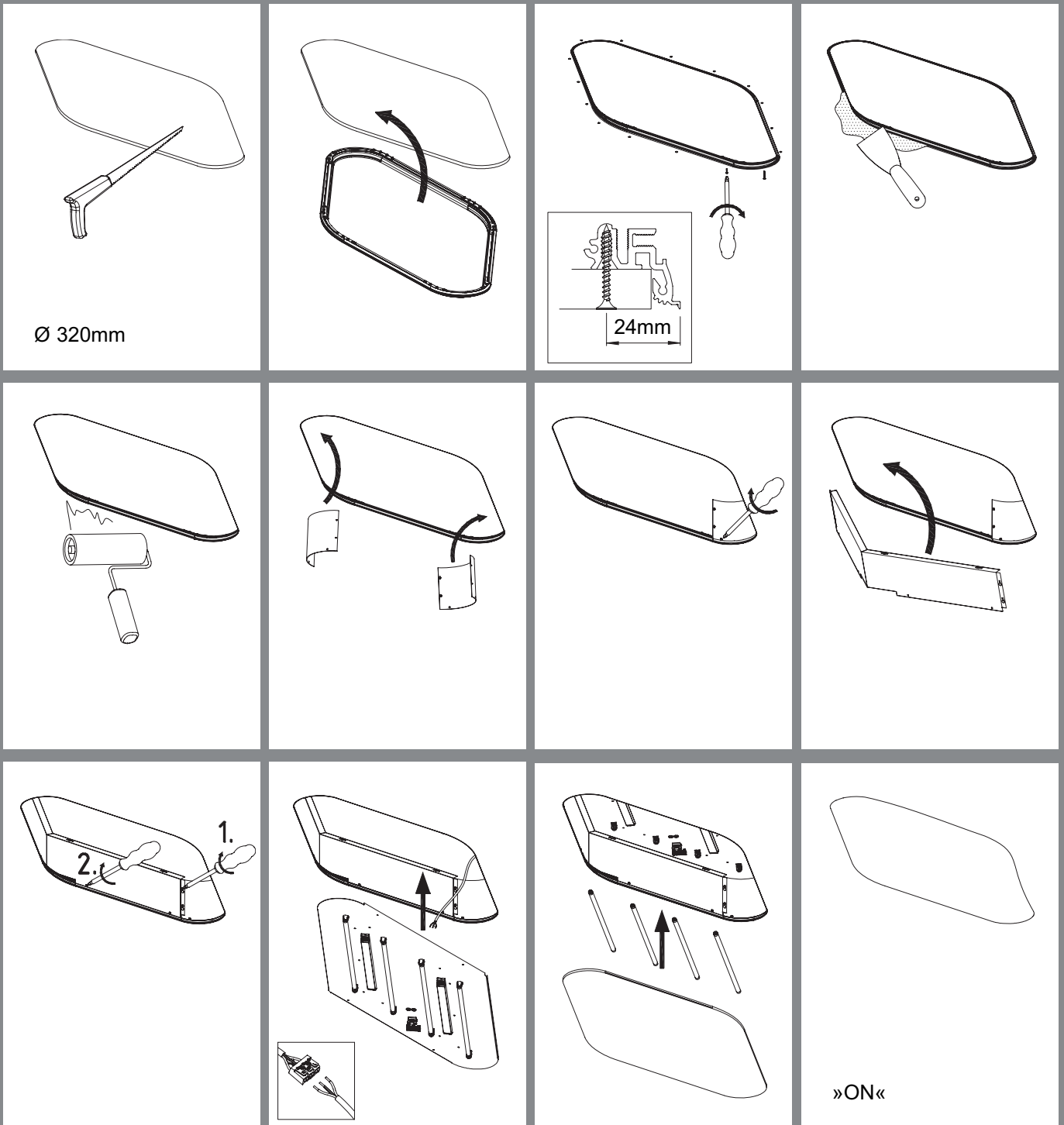
PURE AREA - ASSEMBLY INSTRUCTION

»UTAH TRIMLESS«

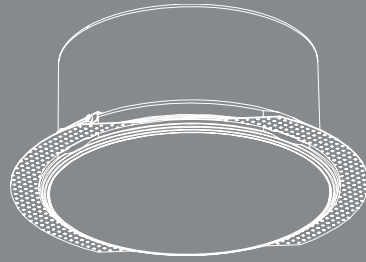


PURE AREA - ASSEMBLY INSTRUCTION

»Z-FORM«


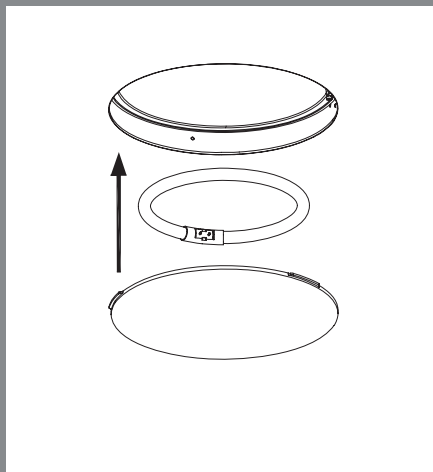
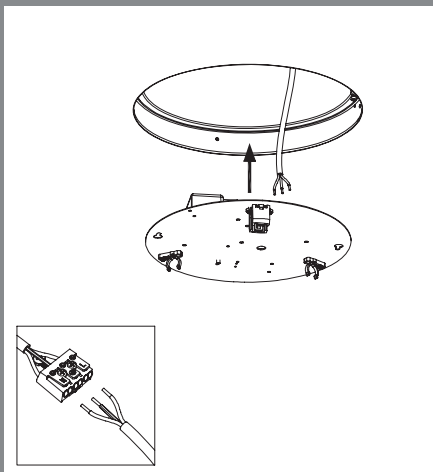
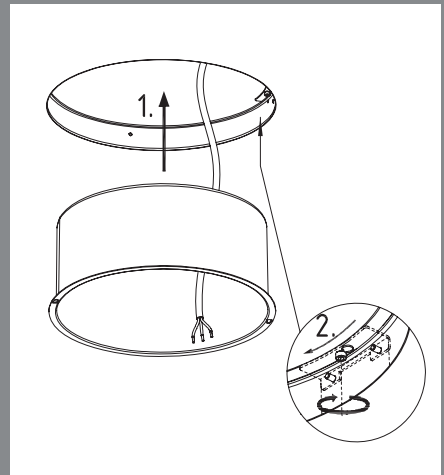
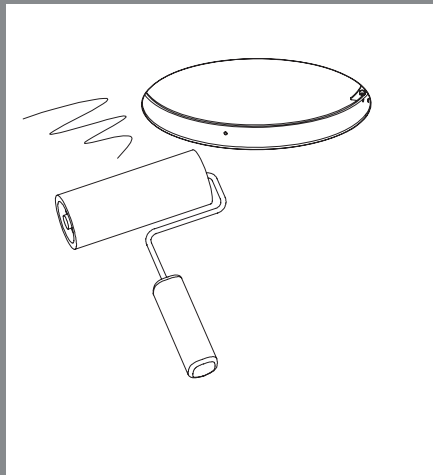
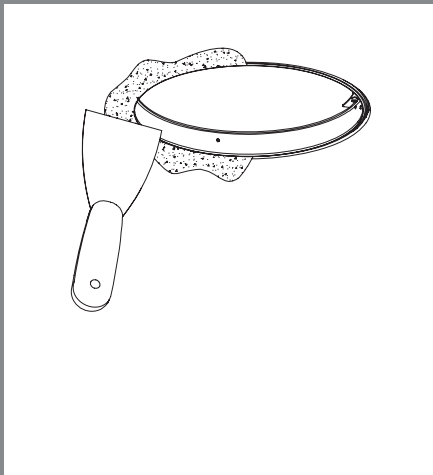
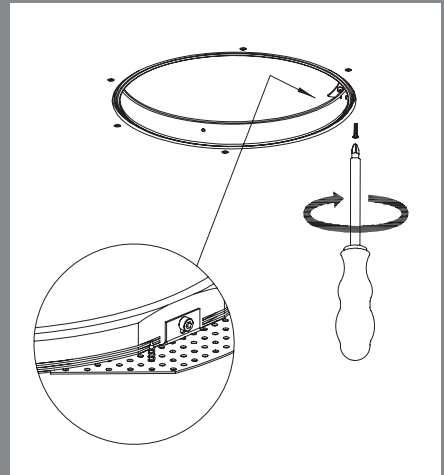
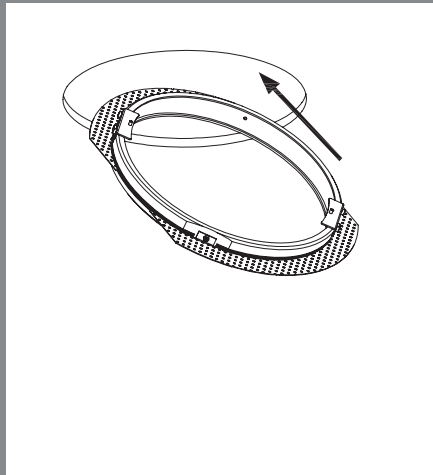
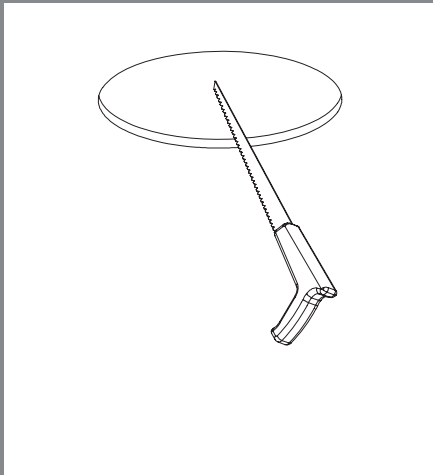


PURE AREA - ASSEMBLY INSTRUCTION

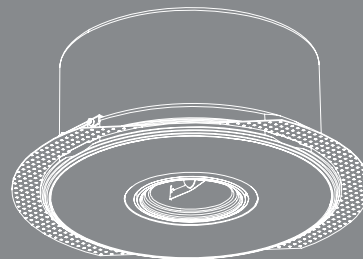


»SIGN ROUND TRIMLESS«

Cut-out and dimensions are type-related - see page 36 or 40

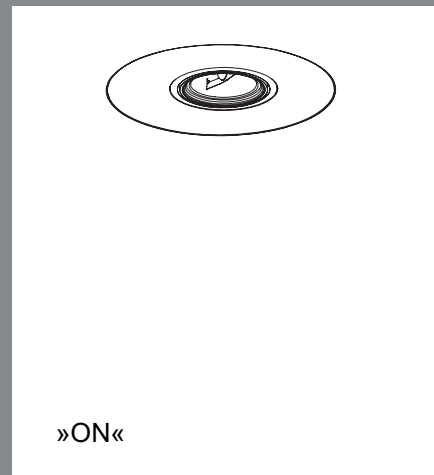
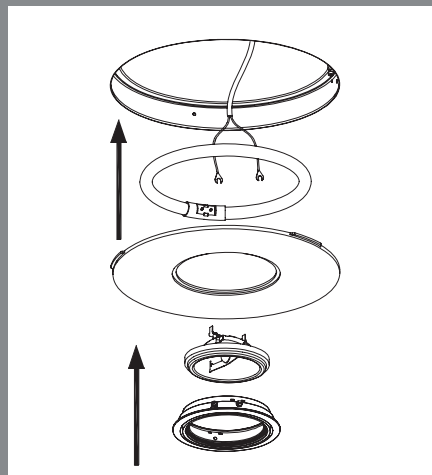
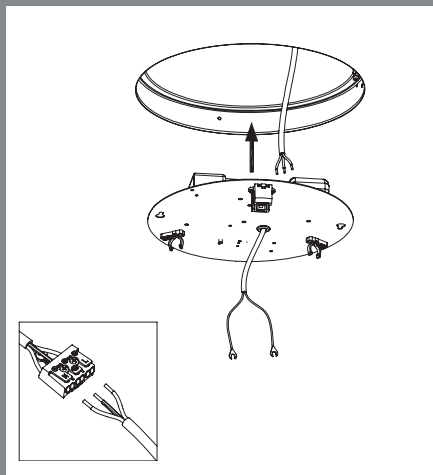
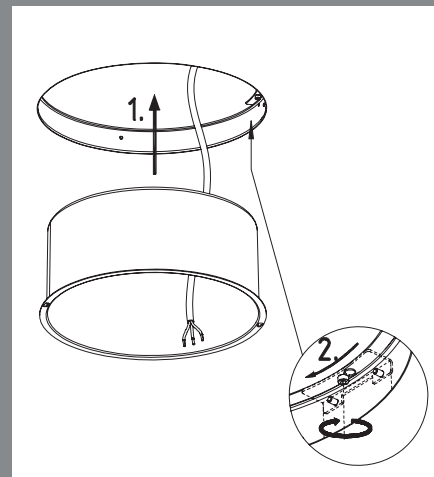
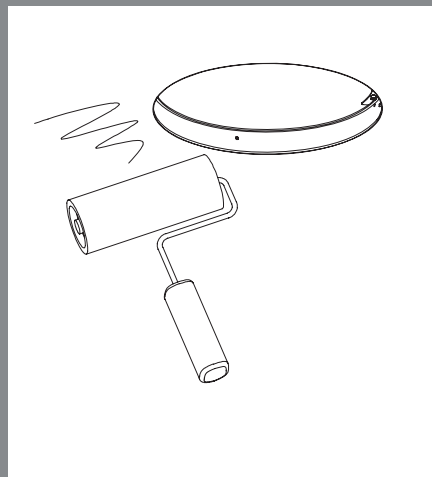
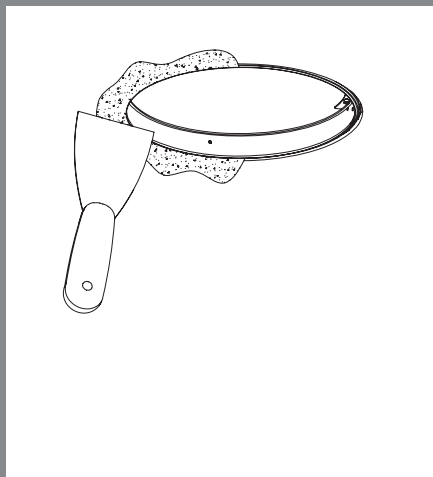
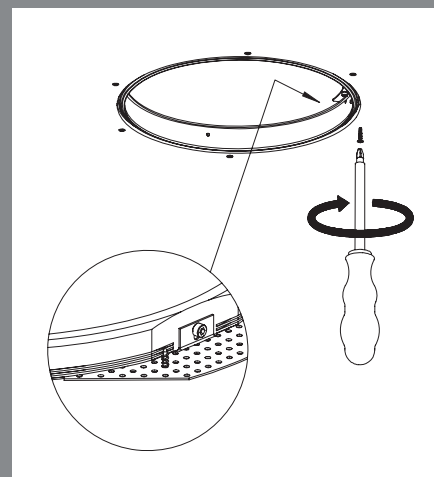
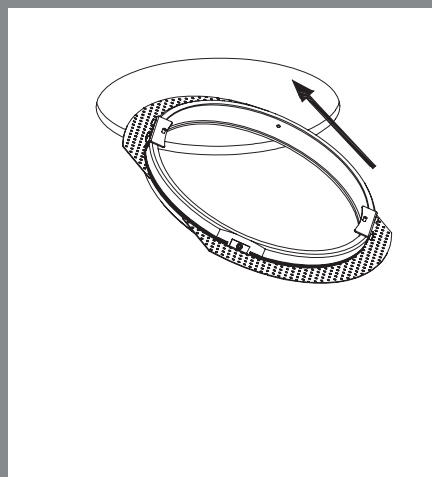
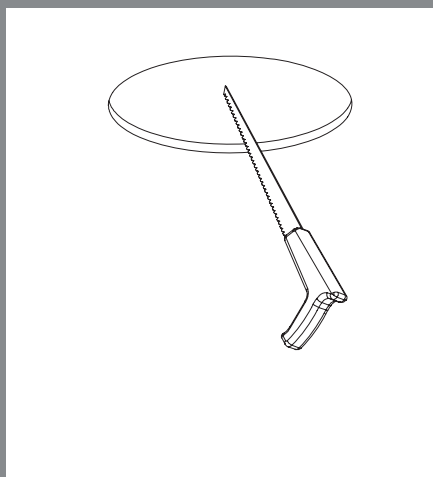


PURE AREA - ASSEMBLY INSTRUCTION

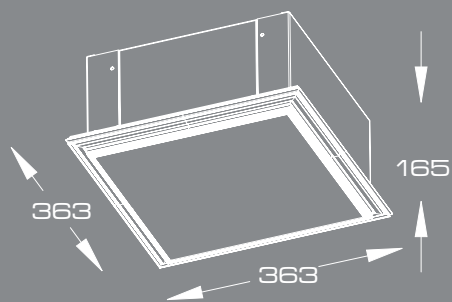


»SIGN ROUND CENTER TRIMLESS«

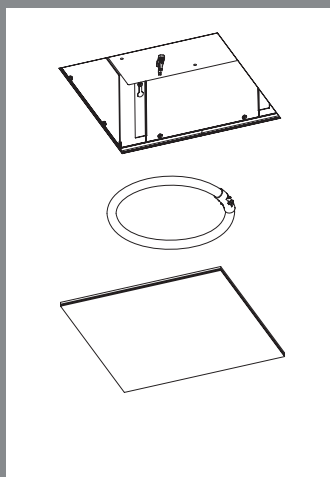
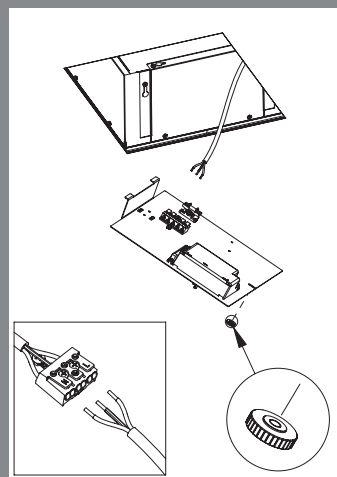
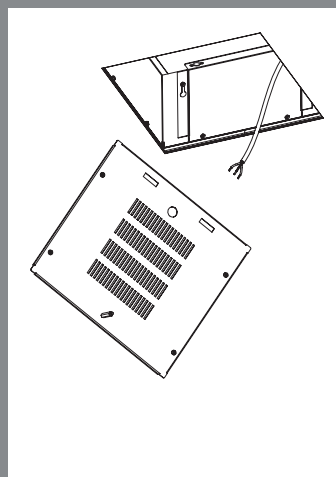
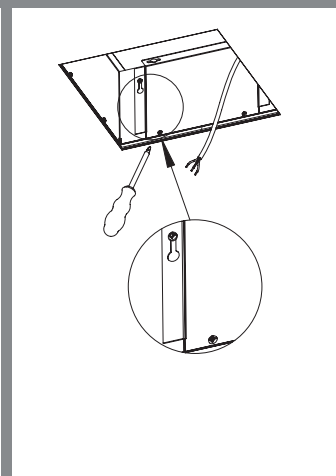
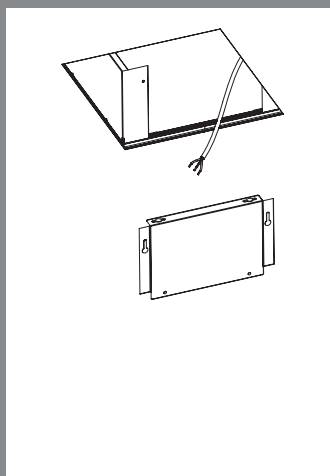
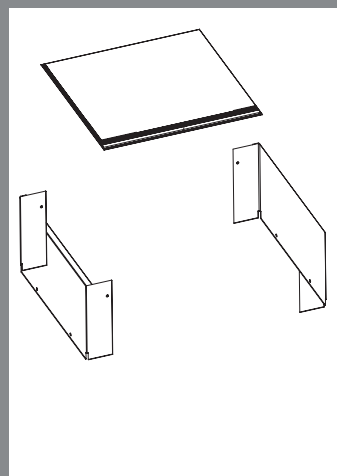

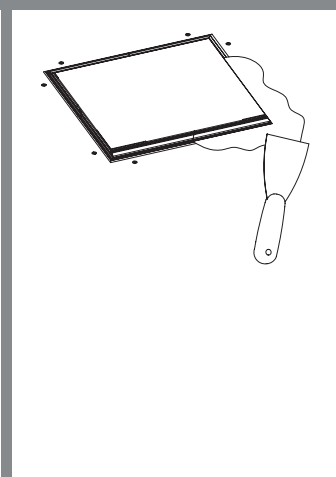
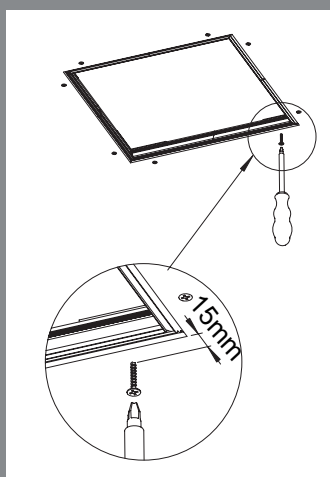
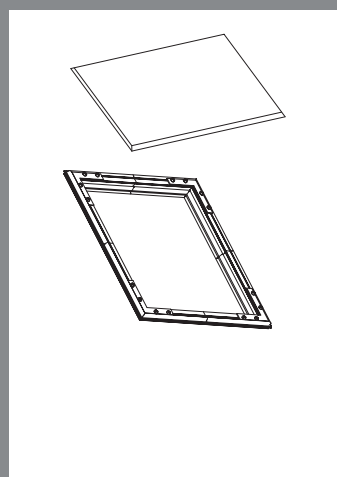
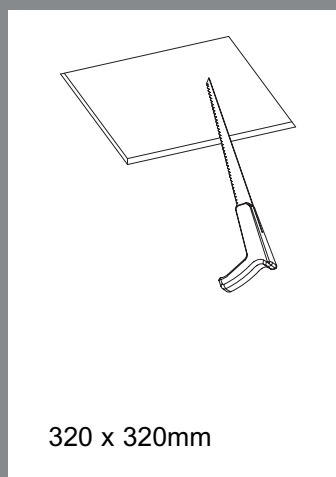
Cut-out and dimensions are type-related - see page 38 or 42



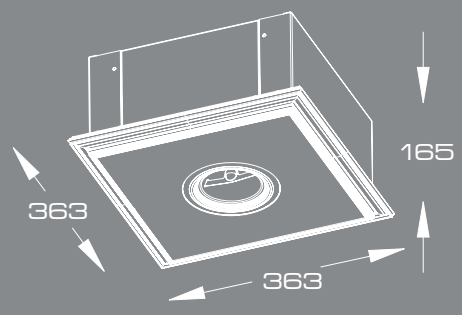
PURE AREA - ASSEMBLY INSTRUCTION



»PI-QUADRAT TRIMLESS«



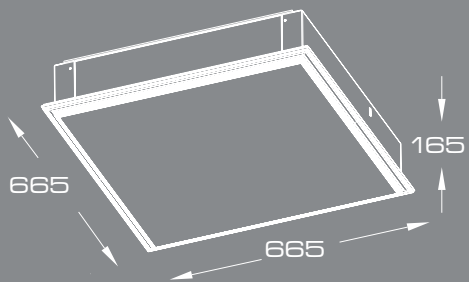
PURE AREA - ASSEMBLY INSTRUCTION



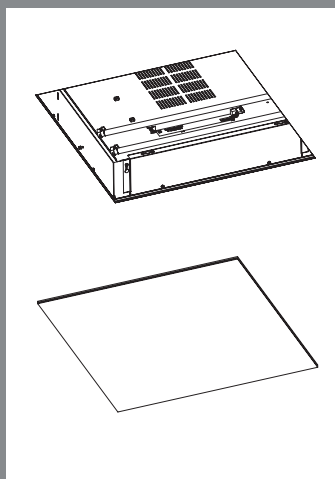
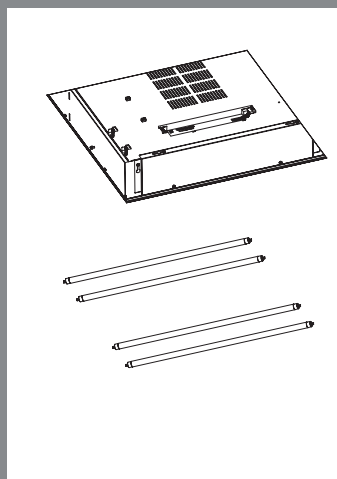
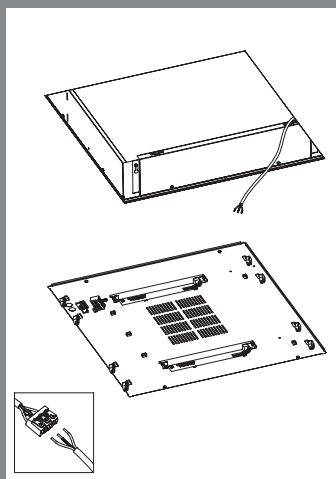
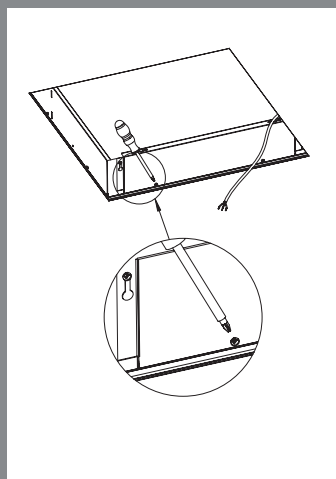
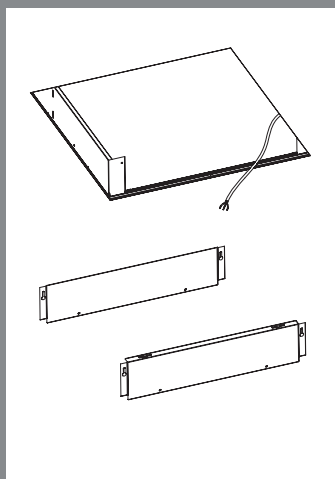
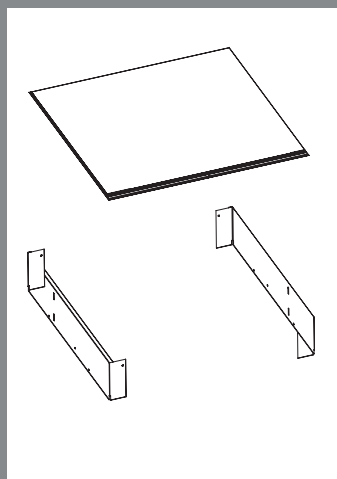
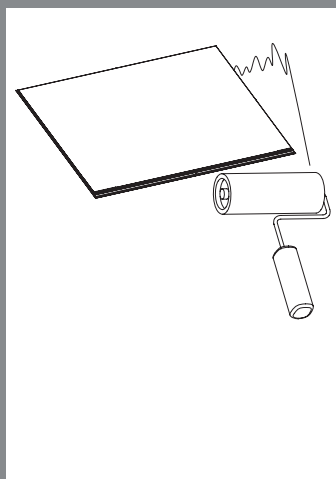
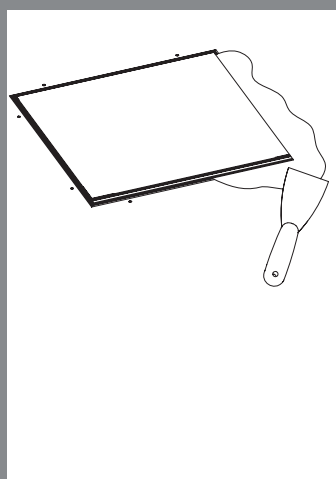
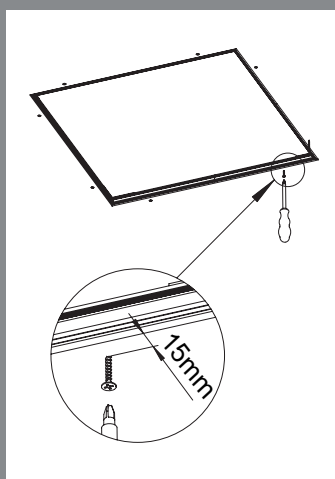
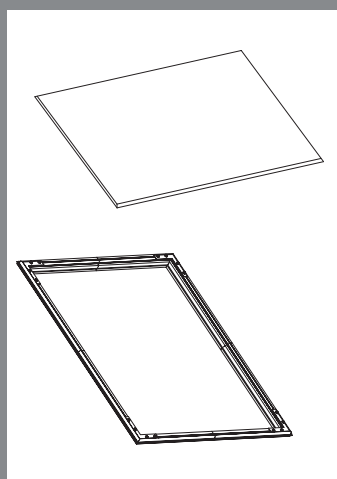
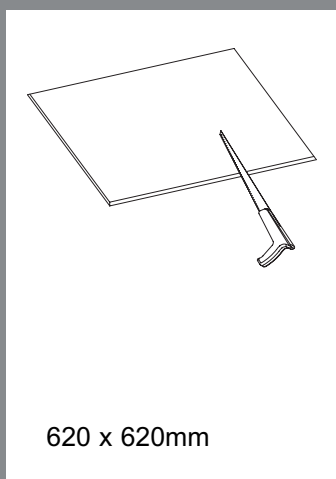
»PI-QUADRAT+ TRIMLESS«

<p>390 x 390mm</p>			
			<p>»click«</p>

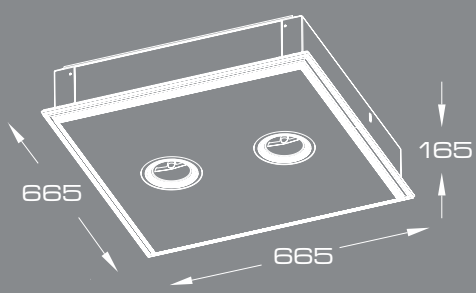
PURE AREA - ASSEMBLY INSTRUCTION



»SIGN TRIMLESS«



PURE AREA - ASSEMBLY INSTRUCTION

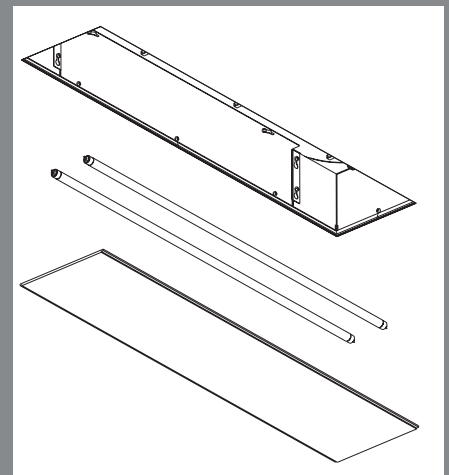
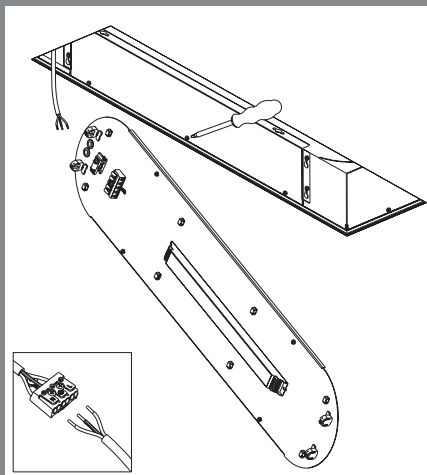
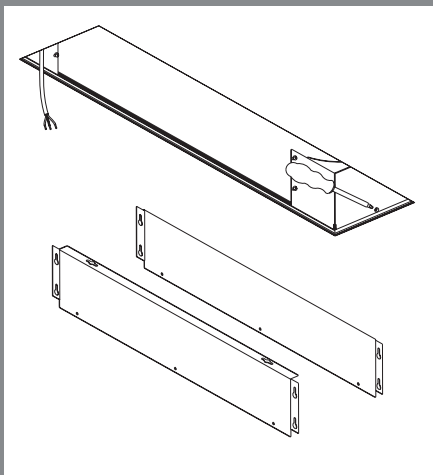
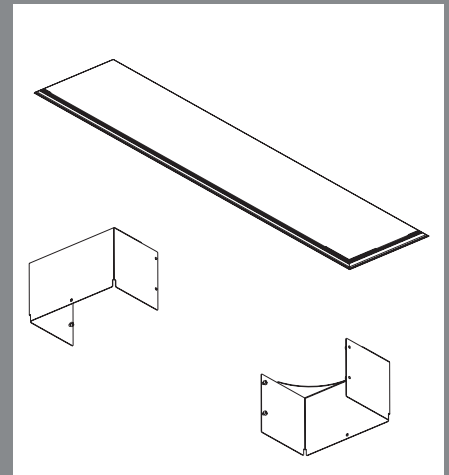
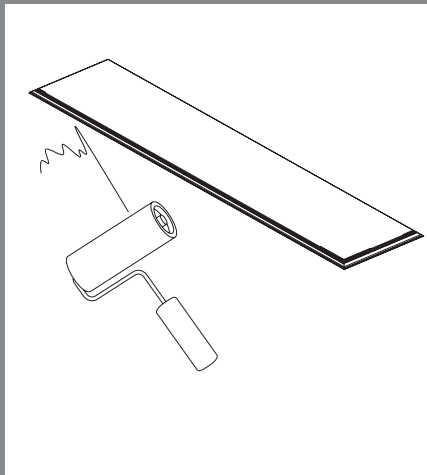
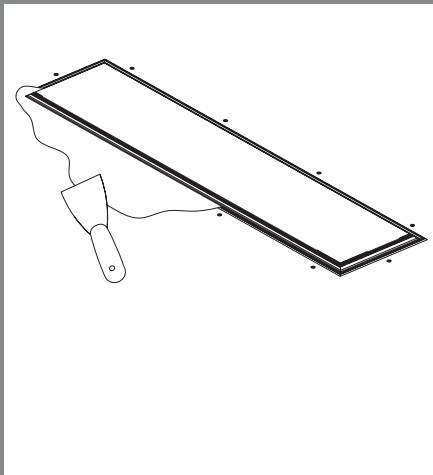
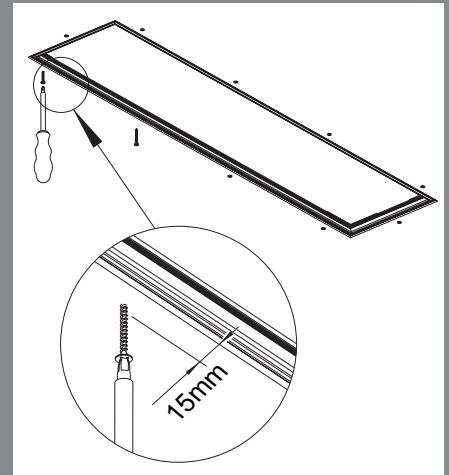
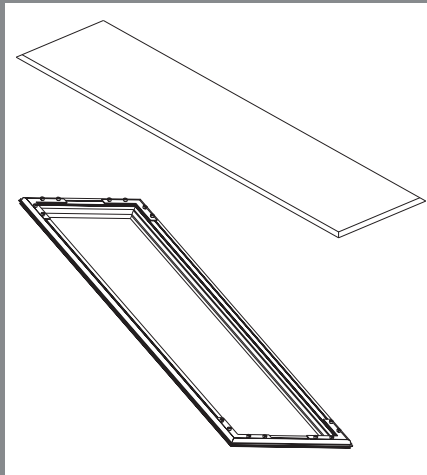
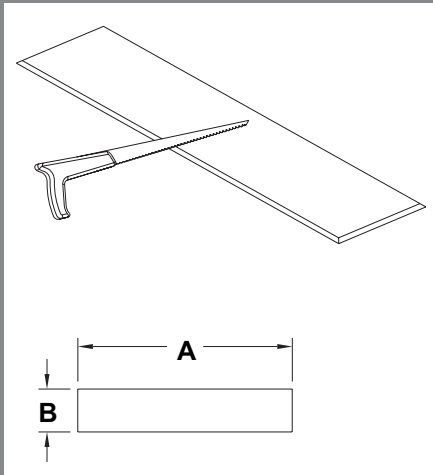
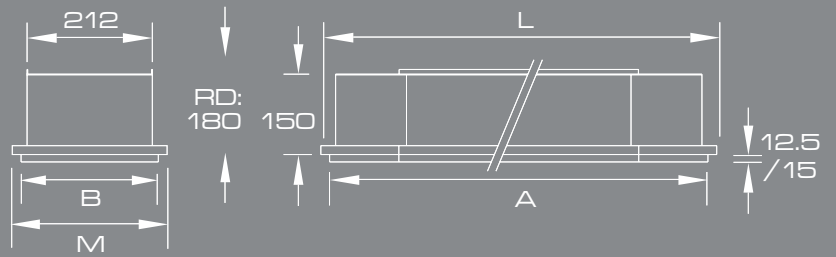


»SIGN CENTER TRIMLESS«

<p>620 x 620mm</p>		<p>15mm</p>	
			<p>»click«</p>

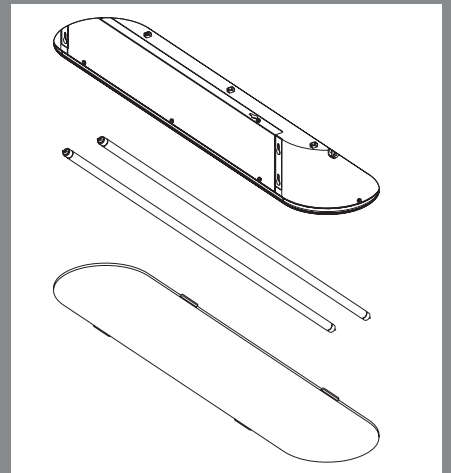
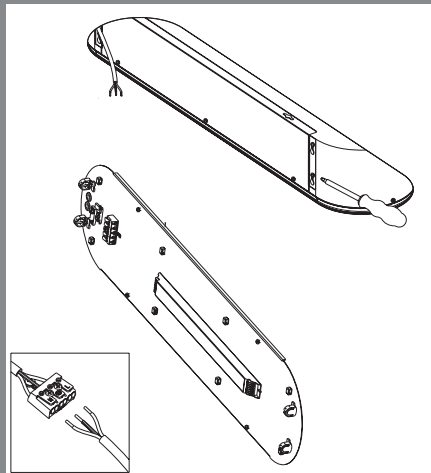
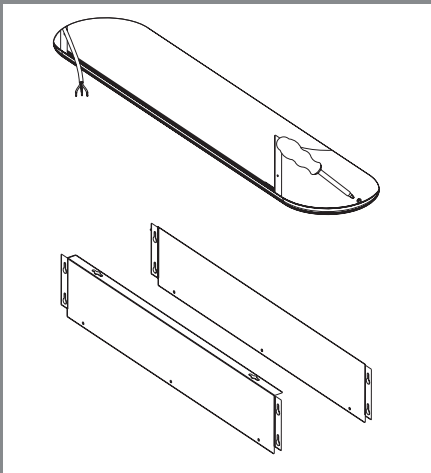
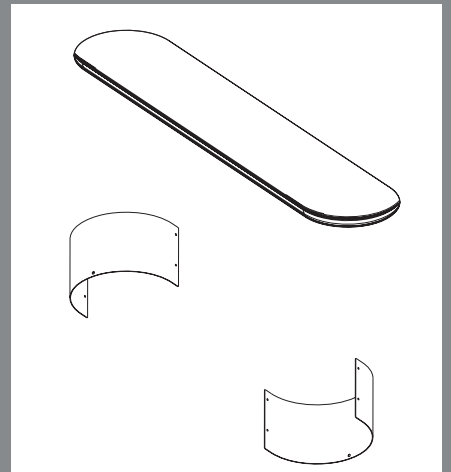

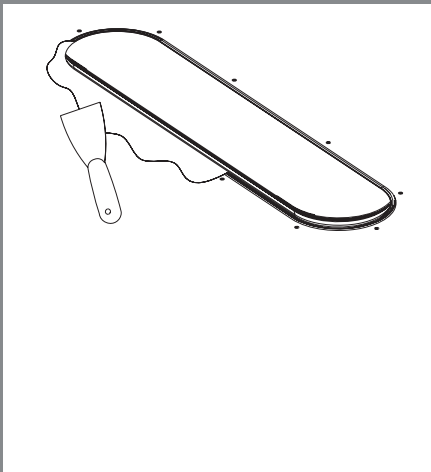
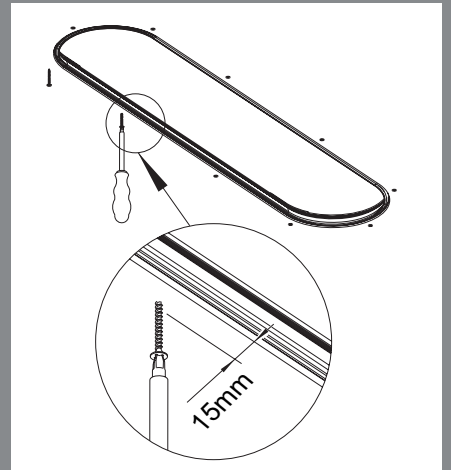

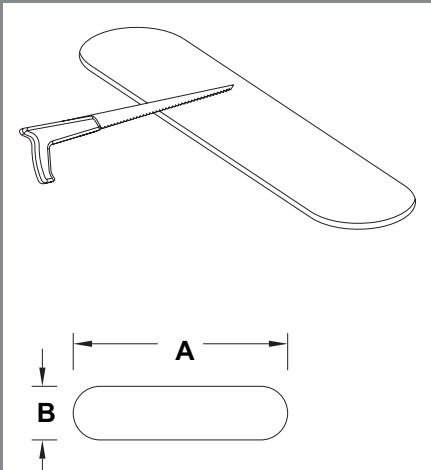
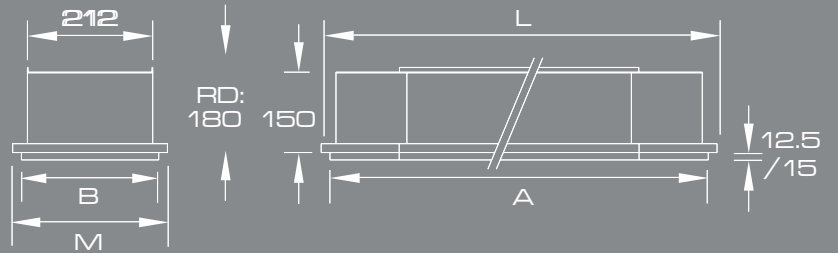
PURE AREA - ASSEMBLY INSTRUCTION

»WHITE LINE«

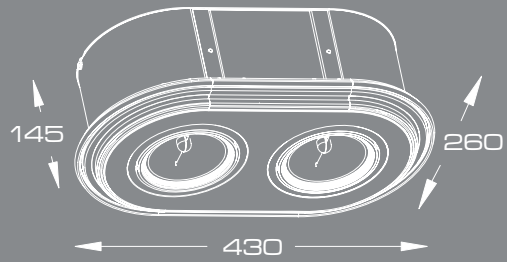


PURE AREA - ASSEMBLY INSTRUCTION

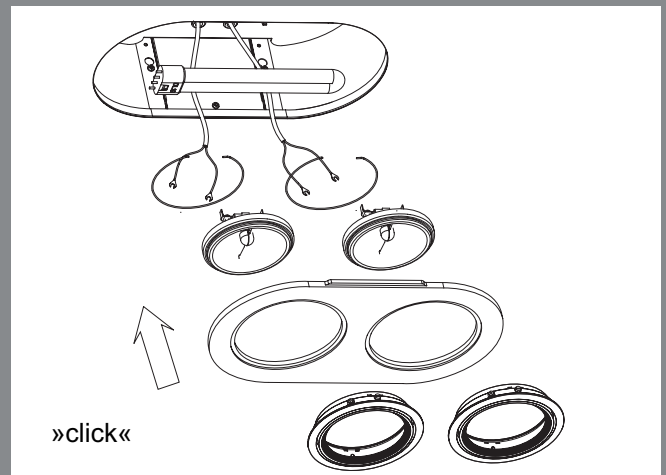
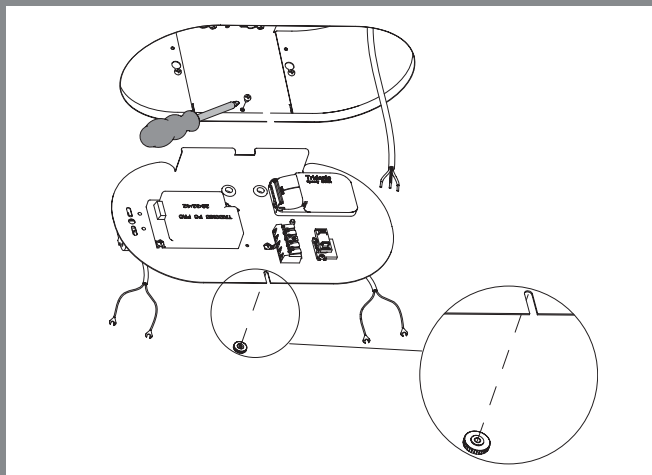
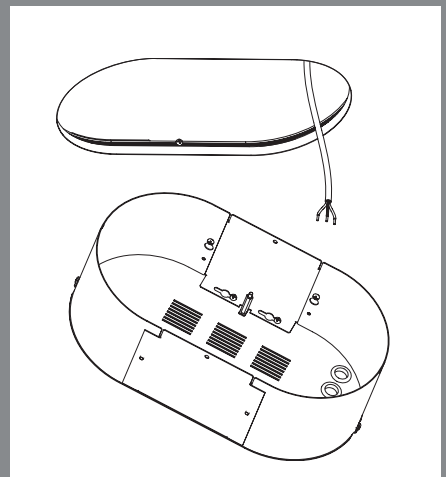
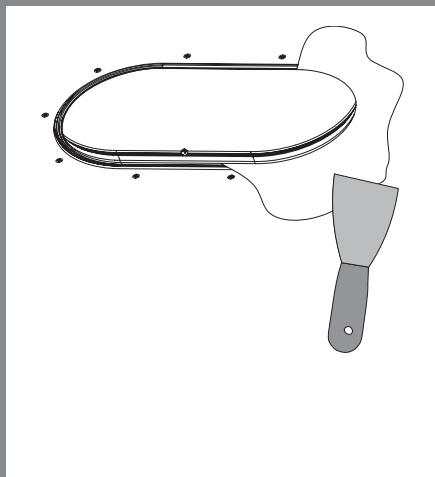
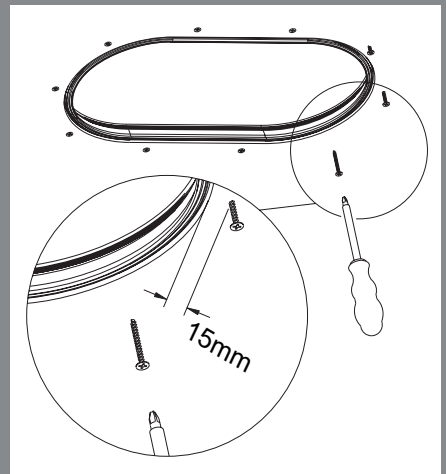
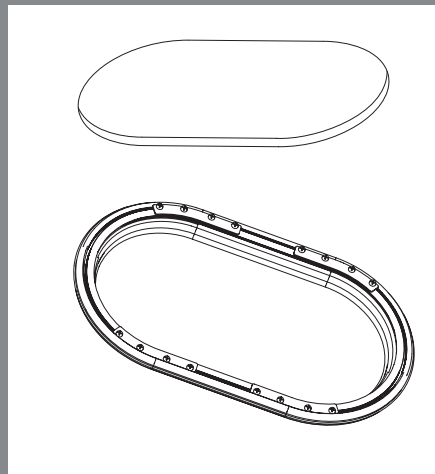
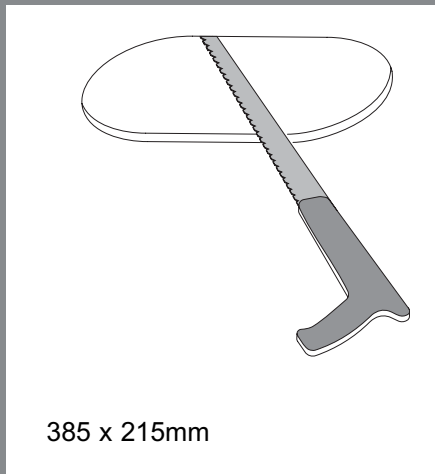
»SMOOTH LINE«



PURE AREA - ASSEMBLY INSTRUCTION



»2 IN LOVE«





SIGN

surface- &
suspended lights

SURFACE:

SIGN Half 86

SIGN Quadrat 90

SIGN Half + Quadrat Aura 92

SIGN Center direct 94

SIGN Center Aura 96

SUSPENDED:

SIGN Pure 98

SIGN Center 102

SIGN Side Car 106

SIGN Full Power 108

SIGN accessories 111







design: Ronald Schediwy

SIGN IS SUPER-FLAT!

Wall-, ceiling- and suspended lights.

Diffuser in 8 mm "Perspex Frost Opal".

Flush mounted in clear anodised extruded aluminium frame.

Tool-free lamp change.



SIGN SURFACE LIGHTS

- wall- or ceiling mounted light
- frame in clear anodised extruded aluminium profile
- diffuser: 8mm, Perspex Frost Opal
- T5 lamps
- tool-free lamp change
- * optional: ColourTubes for coloured light - refer to page 111
- contact Zaneen for article-no. for dimmable units



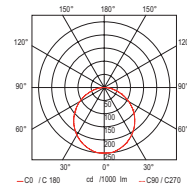
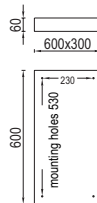
SIGN HALF

version	article-number	DALI-dimmable	D1-10V-dimmable
---------	----------------	---------------	-----------------

2 x 24W HO	L3203300	☀☀☀	☀☀☀
------------	----------	-----	-----

☀☀☀: dimming options available in 14W.

IP20	T5
------	----





SIGN SURFACE LIGHTS

■ contact Zaneen for article-no. for dimmable units.

SIGN QUADRAT

version article-number DALI-dimmable D1-10V-dimmable

4 x 24W HO

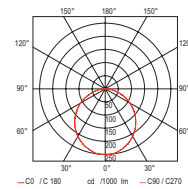
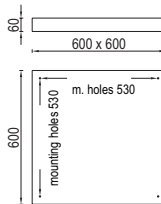
L3203600



☀☀☀: dimming options available in 14W.



IP20	T5
------	----



Sparkasse Imst, Sparkassenplatz 1, 6440 Imst; Sparkasse Objekt Management: Dipl. Ing. Wolf Lindner

Photo on the right with orange ColourTubes



SIGN SURFACE LIGHTS



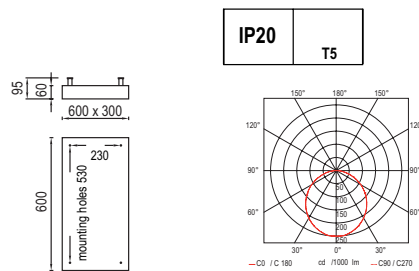
- wall- or ceiling mounted light
- frame in clear anodised extruded aluminium profile
- diffuser: 8mm, Perspex Frost Opal
- T5 lamps
- tool-free lamp change
- * optional: colour diffuser for indirect light or ColourTubes for coloured light refer to page 111
- contact Zaneen for article-no. for dimmable units.

SIGN HALF AURA

version article-number DALI-dimmable D1-10V-dimmable

2 x 24W HO L3200800 ☼☼☼ ☼☼☼

☼☼☼☼: dimming options available in 14W.

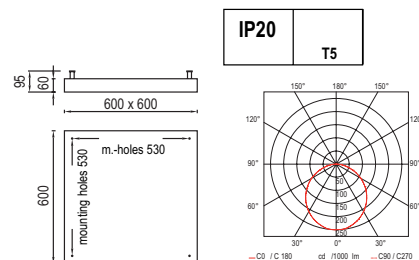


SIGN QUADRAT AURA

version article-number DALI-dimmable D1-10V-dimmable

4 x 24W HO L3201100 ☼☼☼ ☼☼☼

☼☼☼☼: dimming options available in 14W.



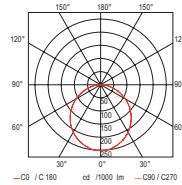


SIGN SURFACE LIGHTS



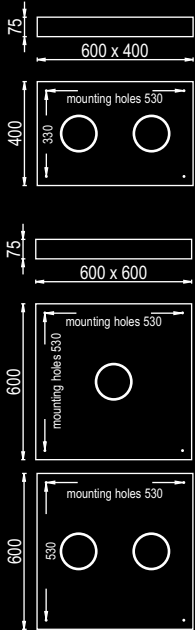
SIGN CENTER DIRECT

- wall- or ceiling mounted light
- frame in clear anodised extruded aluminium profile
- diffuser: 8mm, Perspex Frost Opal
- T5 lamps and AR111, separately switchable
- flush mounted and clickable spots AR111
- tool-free lamp change
- contact Zaneen for article-no. for dimmable units
- * optional ColourTubes for coloured light - refer to page 111



direct

IP20	T5	AR111	G53 50W	0.5 m
------	----	-------	------------	-------



T5	AR111	distribution	dimension LxWxH	art.-no.	DALI-dimmable	1-10V-dimmable
2x24W HO	2x35W	direct	600 x 400 x 75mm	L3203900	☀☀☀	☀☀☀
4x24W HO	1x50W	direct	600 x 600 x 75mm	L3204200	☀☀☀	☀☀☀
4x24W HO	2x35W	direct	600 x 600 x 75mm	L3204500	☀☀☀	☀☀☀

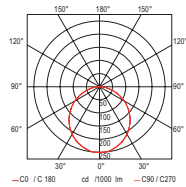
☀☀☀: dimming options available in 14W.



SIGN SURFACE LIGHTS

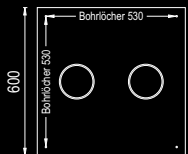
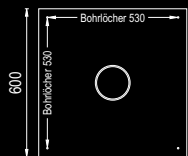

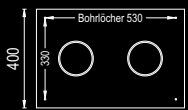

SIGN CENTER AURA

- wall- or ceiling mounted light with aura
- frame in clear anodised extruded aluminium profile
- diffuser: 8mm, Perspex Frost Opal
- version with T5 lamps and AR111
- 2 flush mounted, click- and adjustable spots AR111
- tool-free lamp change
- contact Zaneen for article-no. for dimmable units
- * optional: colour diffuser for indirect light or ColourTubes for coloured light - refer to page 111



direct

IP20	T5	AR111	G53 50W	
------	----	-------	------------	--



T5	AR111	distribution	dimension LxWxH	art.-no.	DALI-dimmable	1-10V-dim.
2x24W HO	2x35W	direct	600 x 400 x 110mm	L3201700	☀☀☀	☀☀☀
4x24W HO	1x50W	direct	600 x 600 x 110mm	L3202000	☀☀☀	☀☀☀
4x24W HO	2x35W	direct	600 x 600 x 110mm	L3201400	☀☀☀	☀☀☀

☀☀☀: dimming options available in 14W.

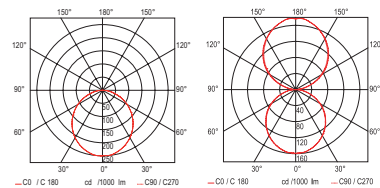



SIGN SUSPENDED LIGHTS



SIGN PURE

- suspended light with direct or direct/indirect light distribution
- frame in clear anodised extruded aluminium
- diffuser: 8mm Perspex Frost Opal
- T5 lamps
- suspension: 4 x 2000mm steel cables with quick-release fastener
- transparent 3-core cable and ceiling rose
- indirect diffuser: 3mm opal
- tool-free lamp change
- contact Zaneen for article-no. for dimmable units
- * optional: colour diffuser for indirect light or ColourTubes for coloured light - refer to page 149

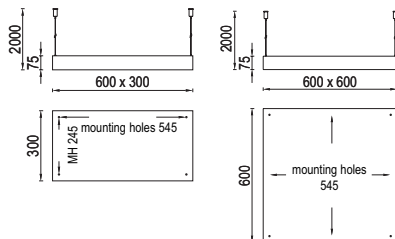


direct

direct/indirect

version	distribution	dimension LxWxH	art.-no.	DALI-dim.	1-10V-dim.
2x24W HO	direct	600 x 300 x 75mm	L3104700	☼☼☼	☼☼☼
2x24W HO	direct/indirect	600 x 300 x 75mm	L3105000	☼☼☼	☼☼☼
4x24W HO	direct	600 x 600 x 75mm	L3105300	☼☼☼	☼☼☼
4x24W HO	direct/indirect	600 x 600 x 75mm	L3105600	☼☼☼	☼☼☼

☼ ☼ ☼: dimming options available in 14W.



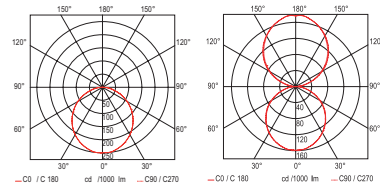



SIGN PENDELLEUCHTEN



SIGN PURE

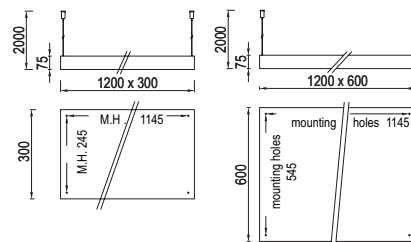
- suspended light with direct or direct/indirect light distribution
- frame in clear anodised extruded aluminium
- diffuser: 8mm Perspex Frost Opal
- T5 lamps
- suspension: 4 x 2000mm steel cables with quick-release fastener
- transparent 3-core cable and ceiling rose
- indirect diffuser: 3mm opal
- tool-free lamp change
- * optional: colour diffuser for indirect light or ColourTubes for coloured light - refer to page 111



direct

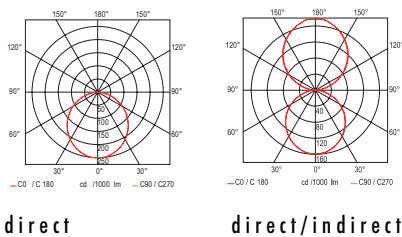
direct/indirect

version	distribution	dimension LxWxH	art.-no.	DALI-dim.	1-10V-dim.
2x54W HO	direct	1200 x 300 x 75mm	L3105900	L3106100	L3106000
2x54W HO	direct/indirect	1200 x 300 x 75mm	L3106200	L3106400	L3106300
4x54W HO	direct	1200 x 600 x 75mm	L3106500	L3106700	L3106600
4x54W HO	direct/indirect	1200 x 600 x 75mm	L3106800	L3107000	L3106900





SIGN SUSPENDED LIGHTS



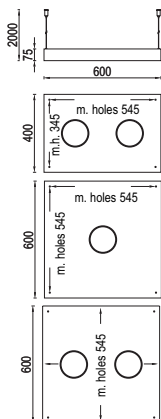
direct

direct/indirect



SIGN CENTER

- suspended light with direct or direct/indirect light distribution
- frame in clear anodised extruded aluminium
- diffuser: 8mm, Perspex Frost Opal
- T5 lamps and AR111
- suspension: 4 x 2000mm steel cables with quick-release fastener
- transparent 4-core cable and ceiling rose
- flush mounted directional AR111 spotlights, click- and adjustable
- indirect diffuser: 3mm, opal
- tool-free lamp change
- contact Zaneen for article-no. for dimmable units
- * optional: colour diffuser for indirect light or ColourTubes for coloured light refer to page 111



T5	AR111	distribution	dimension LxWxH	art.-no.	DALI-dimmable	1-10V-dim.
2x24W HO	2x50W	direct	600 x 400 x 75mm	L3109000	☀☀☀	☀☀☀
2x24W HO	2x50W	direct/indirect	600 x 400 x 75mm	L3109300	☀☀☀	☀☀☀
4x24W HO	1x50W	direct	600 x 600 x 75mm	L3109600	☀☀☀	☀☀☀
4x24W HO	1x50W	direct/indirect	600 x 600 x 75mm	L3109900	☀☀☀	☀☀☀
4x24W HO	2x50W	direct	600 x 600 x 75mm	L3107200	☀☀☀	☀☀☀
4x24W HO	2x50W	direct/indirect	600 x 600 x 75mm	L3107500	☀☀☀	☀☀☀

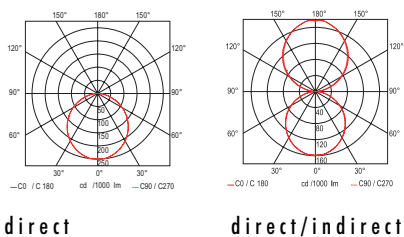
☀☀☀: dimming options available in 14W.

PICTURE RIGHT: ►

Sign with yellow coloured T5 lamps and white direct diffuser



SIGN SUSPENDED LIGHTS



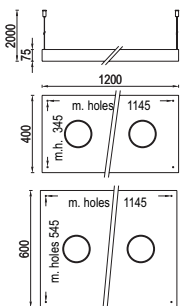
direct

direct/indirect



SIGN CENTER

- suspended light with direct or direct/indirect light distribution
- frame in clear anodised extruded aluminium
- diffuser: 8mm, Perspex Frost Opal
- T5 lamps and AR111
- suspension: 4 x 2000mm steel cables with quick-release fastener
- transparent 4-core cable and ceiling rose
- flush mounted directional AR111 spotlights, click- and adjustable
- indirect diffuser: 3mm, opal
- tool-free lamp change
- * optional: colour diffuser for indirect light or ColourTubes for coloured light refer to page 111



T5	AR111	distribution	dimension LxWxH	art.-no.	DALI-dimmable	1-10V-dim.
2x54W HO	2x50W	direct	1200 x 400 x 75mm	L3107800	L3108000	L3107900
2x54W HO	2x50W	direct/indirect	1200 x 400 x 75mm	L3108100	L3108300	L3108200
4x54W HO	2x50W	direct	1200 x 600 x 75mm	L3108400	L3108600	L3108500
4x54W HO	2x50W	direct/indirect	1200 x 600 x 75mm	L3108700	L3108900	L3108800

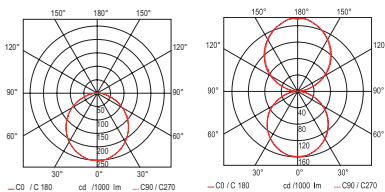


SIGN SUSPENDED LIGHTS



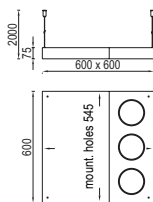
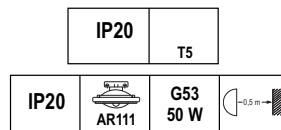
SIGN SIDE CAR

- suspended light with direct or direct/indirect light distribution
- frame in clear anodised extruded aluminium
- diffuser: 8mm, Perspex Frost Opal
- suspension: 4 x 2000mm steel cables with quick-release fastener
- transparent 5-core cable and ceiling rose (7-core cable with dimmable version)
- 3 click- and adjustable side mounted AR111 spotlights
- integral electronic control gear
- indirect diffuser: 3mm, opal
- tool-free lamp change
- contact Zaneen for article-no. for dimmable units.
- * optional: colour diffuser for indirect light or ColourTubes for coloured light refer to page 111



direct

direct/indirect



version	T5		distribution	dimension LxWxH	art.-no.	DALI-dim.	1-10V-dim.
	AR111						
3 x 24W HO+ 3 x 50W			direct	600 x 600 x 75mm	L3110200	☼☼☼	☼☼☼
3 x 24W HO+ 3 x 50W			direct/indir.	600 x 600 x 75mm	L3110500	☼☼☼	☼☼☼

☼☼☼: dimming options available in 14W.



SIGN SUSPENDED LIGHTS



SIGN FULL POWER

- suspended light with direct or direct/indirect light distribution
- frame in clear anodised extruded aluminium
- suspension: 4 x 2000mm steel cables with quick-release fastener
- transparent 5-core cable (7-core with dimmable version) and ceiling rose
- 4 click- and adjustable spotlights
- integral electronic control gear
- tool-free lamp change
- optionally: inserts and plate also available in black
 - (*) therefore please specify the colour-code »B« at the end of art.-no.
- contact Zaneen for article-no. for dimmable units

(.) By the order of INSERTS please specify the colour-code:



0B - for black or



0S - for silver at the end of article-no.

(*) By the order of PLATES please specify the colour-code:



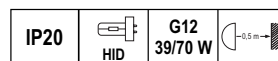
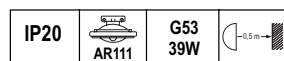
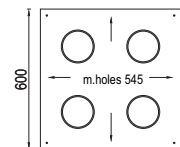
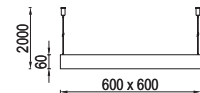
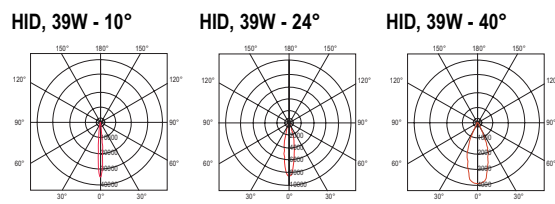
B - for black or



S - for silver at the end of article-no.

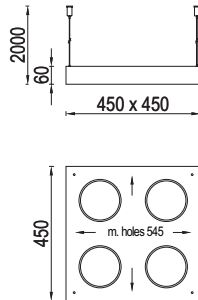
T5 HO indirect	AR111 direct	HID direct	distribution	art.-no.	DALI-dimmable	1-10V-dimmable for indirect-part
2 x 24W	4 x 50W		direct/indir.	L31001(*)(.)	☀☀☀	☀☀☀
2 x 24W		4 x 39W	direct/indir.	L31004(*)(.)	☀☀☀	☀☀☀
2 x 24W	2 x 50W 4 x 50W	2 x 39W	direct/indir. direct	L31007(*)(.) L31010(*)(.)	☀☀☀	☀☀☀
		4 x 39W	direct	L31011(*)(.)		
		4 x 70W	direct	L31012(*)(.)		
	2 x 50W	2 x 39W	direct	L31013(*)(.)		
	2 x 50 W	2 x 70W	direct	L31014(*)(.)		

☀☀☀: dimming options available in 14W.





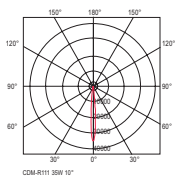
SIGN SUSPENDED LIGHTS



SIGN FULL POWER SMALL

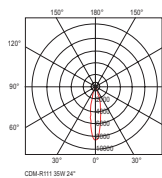
- suspended light with direct light distribution
- frame in clear anodised extruded aluminium
- suspension: 4 x 2m steel cables with quick-release fastener
- transparent 5-core cable and ceiling rose
- 4 click- and adjustable spotlights
- integral electronic control gear
- tool-free lamp change
- optionally: inserts and plate also available in black respectively therefore please specify the right colour-code at the end of art.-no.

HID, 39W - 10°



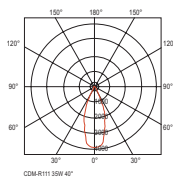
CDM-R111 39W 10°

HID, 39W - 24°



CDM-R111 39W 24°

HID, 39W - 40°



CDM-R111 39W 40°

IP20	AR111	G53 50W	0.5 m
IP20	HID	G12 39/70 W	0.5 m

(.) By the order of inserts please specify the colour-code at the end of art.-no.



0B - for black

or



0S - for silver

(*) By the order of plates please specify the colour-code at the end of art.-no.



B - for black

or



S - for silver

AR111	HID	article-number
4 x 50W		L31042(*) (.)
	4 x 39W	L31043(*) (.)
	4 x 70W	L31044(*) (.)
2 x 50W	2 x 39W	L31045(*) (.)
2 x 50W	2 x 70W	L31046(*) (.)

COLOUR TUBES to slide on
T5-lamps for coloured stripes on the
direct-diffuser (refer to page 141).
**Also suitable for all
T5-Profiles.**



INDIRECT COVER FOR:
acrylic glass 3mm coloured



SIGN SIDE-CAR

600 x 600mm




SIGN PURE

600 x 300mm

600 x 600mm

1200 x 400mm

1200 x 600mm



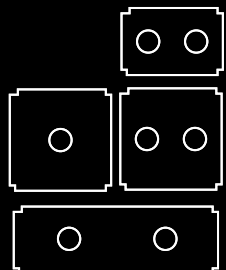
SIGN CENTER

600 x 400mm

600 x 600mm: 2 Spots

600 x 600mm: 1 Spot


1200 x 600mm



SIGN AURA

600 x 300mm


600 x 600mm



SIGN ACCESSORIES

T5-COLOUR TUBE	549mm	849mm	1149mm	1449mm
for:	14+24W	21+39W	28+54W	35+80W
colour	art.-no.	art.-no.	art.-no.	art.-no.
RED	L3910600	L3913400	L3901900	L3903600
YELLOW	L3910700	L3913500	L3902000	L3903700
GREEN	L3910800	L3913600	L3902100	L3903800
BLUE	L3910900	L3913700	L3902200	L3903900
PINK	L3911000	L3913800	L3902300	L3904000
PURPLE	L3911100	L3913900	L3902400	L3904100
ORANGE	L3911200	L3914000	L3902500	L3904200

ATTENTION: Because of a development of heat ColourTubes are suitable for 1-flammed inserts only by the using in NeverEnding and Idaho profiles.



art.-no.:	art.-no.:	art.-no.:	art.-no.:	art.-no.:
L3918700	L3916500	L3919800	L3917600	L3915400
art.-no.:	art.-no.:	art.-no.:	art.-no.:	art.-no.:
L3918500	L3916300	L3919600	L3917400	L3915200
L3918900	L3916700	L3920000	L3917800	L3915600
L3918400	L3916200	L3919500	L3917300	L3915100
L3918200	L3916000	L3919300	L3917100	L3914900
art.-no.:	art.-no.:	art.-no.:	art.-no.:	art.-no.:
L3918800	L3916600	L3919900	L3917700	L3915500
L3919000	L3916800	L3920100	L3917900	L3915700
L3919100	L3916900	L3920200	L3918000	L3915800
L3918300	L3916100	L3919400	L3917200	L3915000
art.-no.:	art.-no.:	art.-no.:	art.-no.:	art.-no.:
L3918600	L3916400	L3919700	L3917500	L3915300
L3919200	L3917000	L3920300	L3918100	L3915900

PI-QUADRAT

surface
modular-system

Pi-Quadrat

 116

Pi-Quadrat Aura

 118

Pi-Quadrat Plus

 120

Pi-Quadrat Plus Aura

 124







design: Walter Norz

$$\pi^2 = \frac{\text{SIGN} + \text{RINGLAMP}}{4}$$

Pi-Quadrat = "Sign in miniature".

Wall- and ceiling lights.

Diffuser in 8mm "Perspex Frost Opal".

Flush mounted in clear anodised extruded aluminium frame.

Tool-free lamp change.



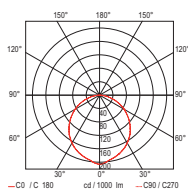
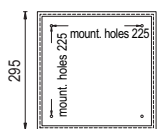



PI-QUADRAT

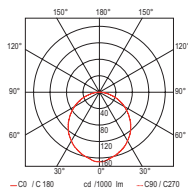
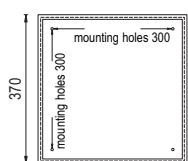

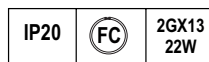


π^2 PI-QUADRAT

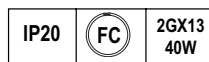
- wall- or ceiling mounted surface light
- frame in clear anodised extruded aluminium
- diffuser: 8mm, Perspex Frost Opal
- T5 CIRCLINE FC22/40W
lamp diameter = 16mm
- tool-free lamp change



dimension /mm	version	art.-no.
295 x 295 x 60	1 x 22W	L3202500



dimension /mm	version	art.-no.
370 x 370 x 60	1 x 40W	L3202800



dimension /mm	version	art.-no.
370 x 370 x 60	1x40 + 1x22W	L3203100

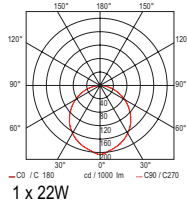
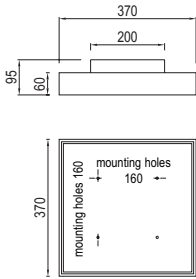




PI-QUADRAT AURA

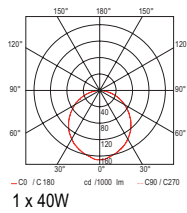
π^2 PI-QUADRAT AURA

- wall- or ceiling mounted surface light with aura
- frame in clear anodised extruded aluminium
- diffuser: 8mm, Perspex Frost Opal
- T5 CIRCLINE FC22/40W
lamp diameter = 16mm
- tool-free lamp change



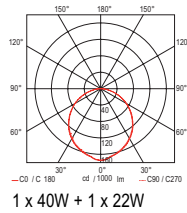
dimension /mm	version	art.-no.
370 x 370 x 60/95	1 x 22W	L3200000

IP20	FC	2GX13 22W
------	----	--------------





dimension /mm	version	art.-no.
370 x 370 x 60/95	1 x 40W	L3200300

IP20	FC	2GX13 40W
------	----	--------------



dimension /mm	version	art.-no.
370 x 370 x 60/95	1x40 + 1x22W	L3200600

IP20	FC	2GX13 40+22W
------	----	-----------------

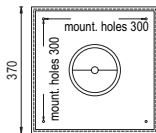
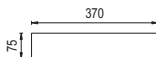
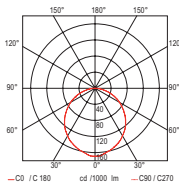


PI-QUADRAT PLUS



π^2+ PI-QUADRAT PLUS

- wall- or ceiling mounted surface light
- frame in clear anodised extruded aluminium
- diffuser: 8mm, Perspex Frost Opal
- T5 CIRCLINE FC40
lamp diameter = 16mm
and AR111 12V halogen lamps
- tool-free lamp change
- spot flush mounted into the diffuser, clickable 360° and adjustable 40°



dimension /mm	version	art.-no.
370 x 370 x 75	1x40 + 1x50W	L3203200

IP20	FC	2GX13 40W	AR111	G53 50W	0.5m
------	----	--------------	-------	------------	------



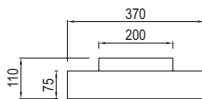
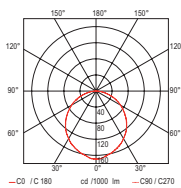




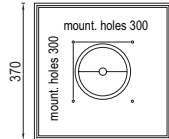
PI-QUADRAT PLUS AURA

π^2+ PI-QUADRAT PLUS AURA

- wall- or ceiling mounted surface light with aura
- frame in clear anodised extruded aluminium
- diffuser: 8mm, Perspex Frost Opal
- T5 CIRCLINE FC40
lamp diameter = 16mm
and AR111 12V halogen lamps
- tool-free lamp change
- spot flush mounted into the diffuser, clickable 360° and adjustable 40°



dimension /mm	version	art.-no.
370 x 370 x 75/110	1x40 + 1x50W	L3200700



IP20	FC	2GX13 40W	AR111	G53 50W	4.5 mm
------	----	--------------	-------	------------	--------



PLAN B

modular
profile-system

PLAN B profile and accessories

130

PLAN B basics

132

Mounting Instruction

134

126







PLAN B = TRACK + PROFILE

Profile for cable routing.

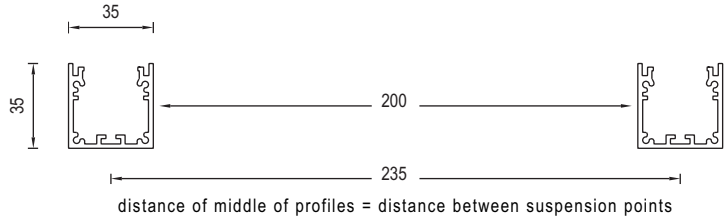
Tool-free connection of lighting inserts.

Extruded profile in clear anodised aluminium.



PLAN B - PROFILE-SYSTEM

- frame in clear anodised extruded aluminium
- quick connection cables for through wiring to put inside the profiles
- max. distance between the suspension points: 1800 mm
- end-cap in anodised aluminium with mounting-spring



ACCESSORIES :



PROFILE

supplied in pairs

colour: alu

art.-no.: L3909400

950mm

art.-no.: L3909500

1950mm

art.-no.: L3909600

2950mm

art.-no.: L3909700

3950mm



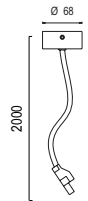
POWER-FEED

incl. wrap connector

3 x 1.5mm²

length: 2000mm

art.-no.: L3910300



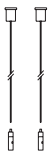
SUSPENSION CABLES

supplied in pairs

length: 2000mm

with quick-release fastener

art.-no.: L3910100

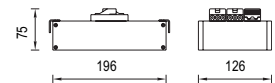


SPLITTER

5 x 1,5m²

aluminium

art.-no.: L3910400



LINEAR COUPLER

supplied in pairs

art.-no.: L3910200



ELECTRICAL CONNECTOR

3 x 1.5mm²

art.-no.: L3909300

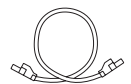
1000mm

art.-no.: L3909800

2000mm

art.-no.: L3910000

3000mm

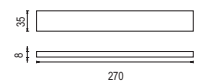


END CAP

with mounting-spring

colour: alu

art.-no.: L3909900



CORNER COUPLER

90°:

art.-no. L3911300

any required angle:

art.-no. L3911400



PLAN B - PROFILE-SYSTEM

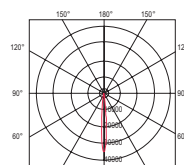
(.) Inserts are available in black and silver. Please specify the colour-code at the end of art.-no.:

0B
for black



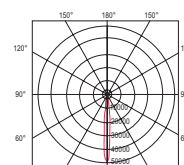
or

0S
for silver



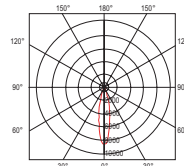
COMAR111 39W 10°

HID 39W - 10°
Ø = 112 mm - G12



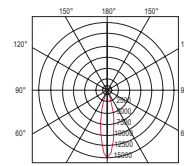
MASTERERC COMAR111 70W 10°

HID 70W - 10°
Ø = 112 mm - G12



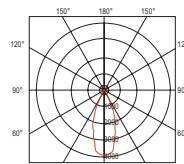
COMAR111 39W 24°

HID 39W - 24°
Ø = 112 mm - G12



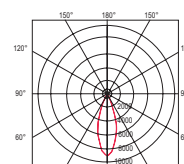
MASTERERC COMAR111 70W 24°

HID 70W - 24°
Ø = 112 mm - G12



COMAR111 39W 40°

HID 39W - 40°
Ø = 112 mm - G12



MASTERERC COMAR111 70W 40°

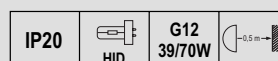
HID 70W - 40°
Ø = 112 mm - G12

INSERTS :

art.-no.: **L31017(.)**
1 x 50W



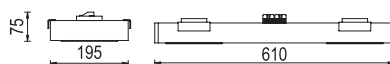
art.-no.: **L31015(.)**
1 x 39W



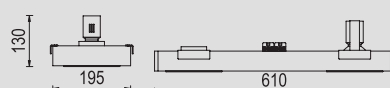
art.-no.: **L31016(.)**
1 x 70W



art.-no.: **L31028(.)**
2 x 50W



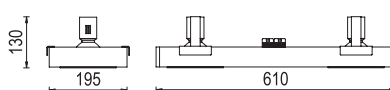

art.-no.: **L31021(.)**
1 x 39W + 1 x 50W



art.-no.: **L31026(.)**
1 x 70W + 1 x 75W



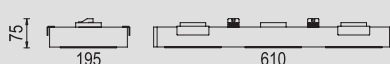

art.-no.: **L31022(.)**
2 x 39W



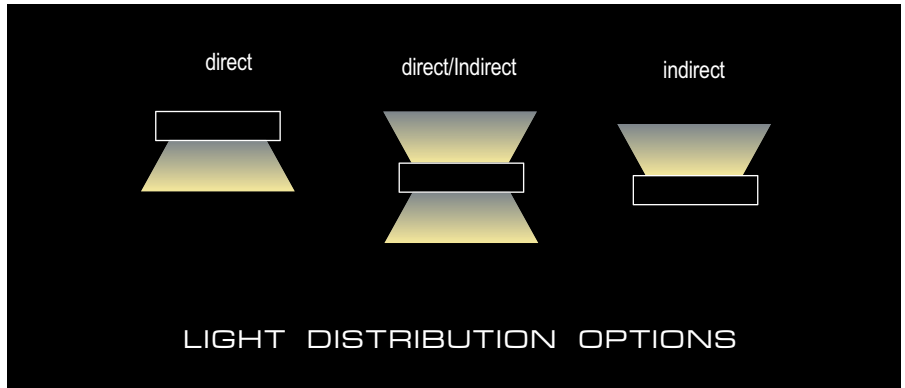
art.-no.: **L31027(.)**
2 x 70W



art.-no.: **L31030(.)**
3 x 50W

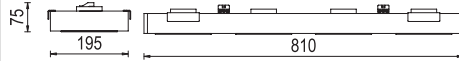



PLAN B - PROFILE-SYSTEM



INSERTS:

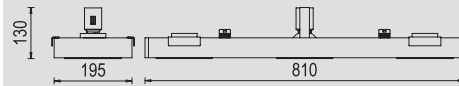
art.-no.: **L31032(.)**
4 x 50W



IP20	AR111	G53 50W	0.5m
------	-------	------------	------

art.-no.: **L31029(.)**
1 x 39W + 2 x 50W

art.-no.: **L31031(.)**
1 x 70W + 2 x 50W

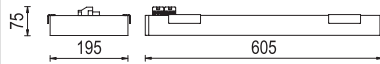



IP20	AR111	G53 50 W	HID	G12 39/70W	0.5m
------	-------	-------------	-----	---------------	------

art.-no.: **L3102300**
direct 2 x 55W

art.-no.: **L3102400**
direct/indirect 2 x 55W

art.-no.: **L3102500**
indirect 2 x 55W



IP20	DL	2G11 55W	0.5m
------	----	-------------	------

art.-no.: **L31033(.)**
direct 2 x 39W + 2 x 55W

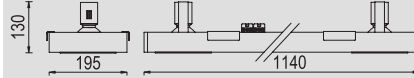
art.-no.: **L31034(.)**
dir./indirect 2 x 39W + 2 x 55W

art.-no.: **L31035(.)**
indirect 2 x 39W + 2 x 55W

art.-no.: **L31039(.)**
direct 2 x 70W + 2 x 55W

art.-no.: **L31040(.)**
dir./indirect 2 x 70W + 2 x 55W

art.-no.: **L31041(.)**
indirect 2 x 70W + 2 x 55W



IP20	DL	2G11 55 W	HID	G12 39/70W	0.5m
------	----	--------------	-----	---------------	------

art.-no.: **L31036(.)**
direct 2 x 55W + 2 x 50W

art.-no.: **L31037(.)**
dir./indirect 2 x 55W + 2 x 50W

art.-no.: **L31038(.)**
indirect 2 x 55W + 2 x 50W




IP20	DL	2G11 55 W	AR111	G53 50W	0.5m
------	----	--------------	-------	------------	------

art.-no.: **L3101800**
direct 2 x 54W HO

art.-no.: **L3101900**
dir./indirect 2 x 54W HO

art.-no.: **L3102000**
indirect 2 x 54W HO

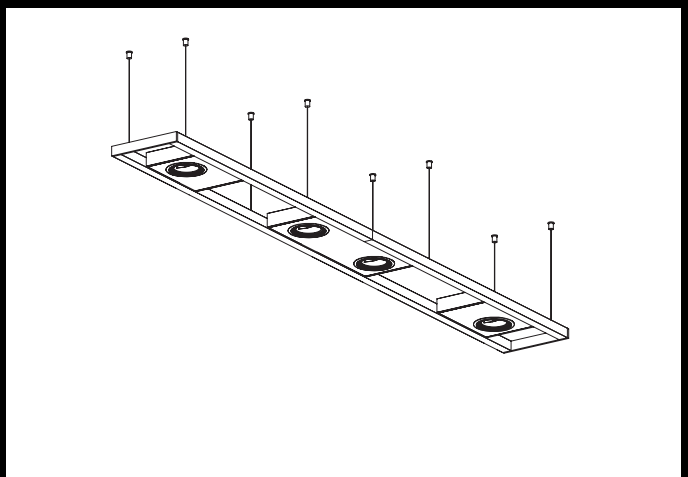
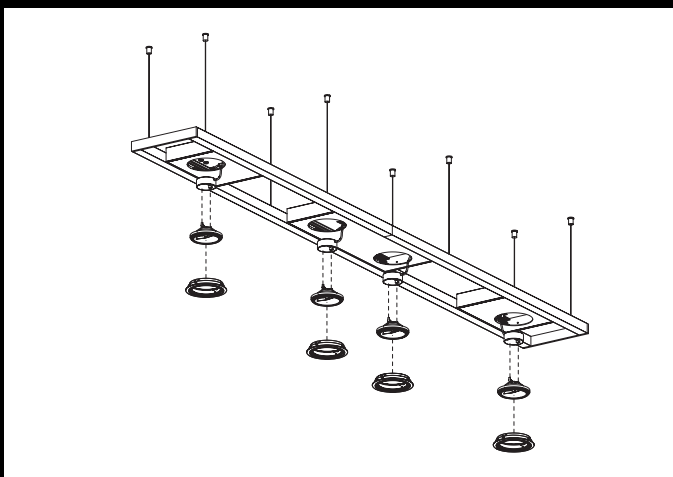
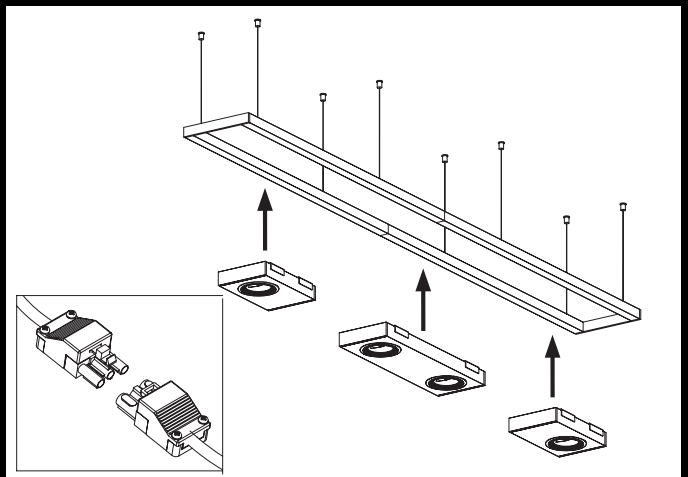
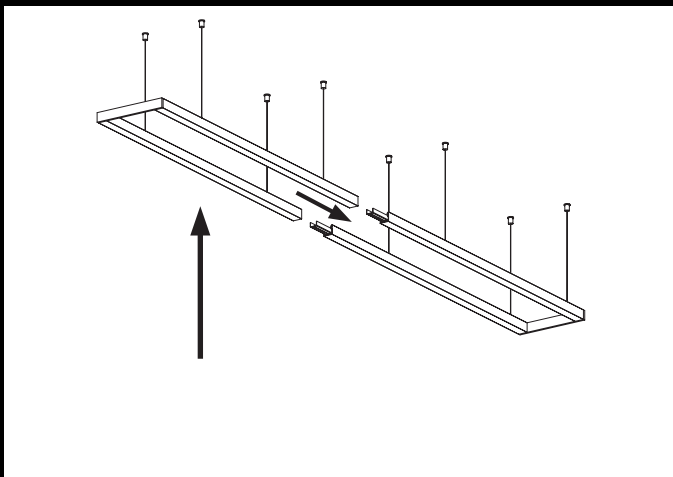
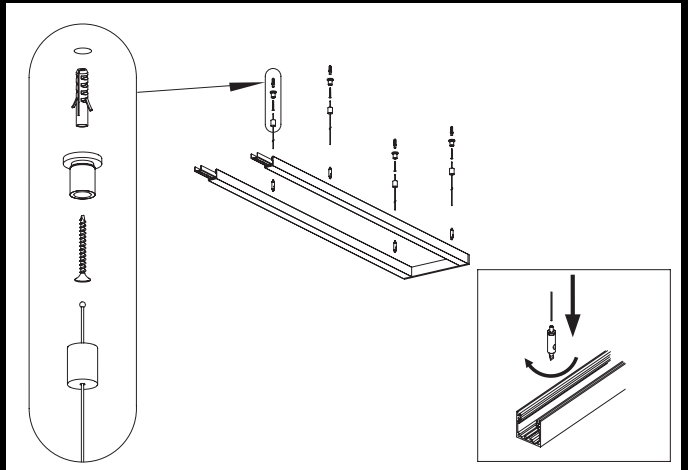
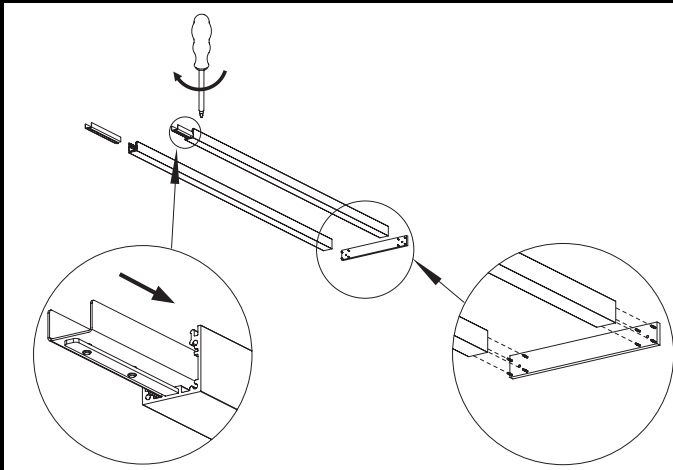
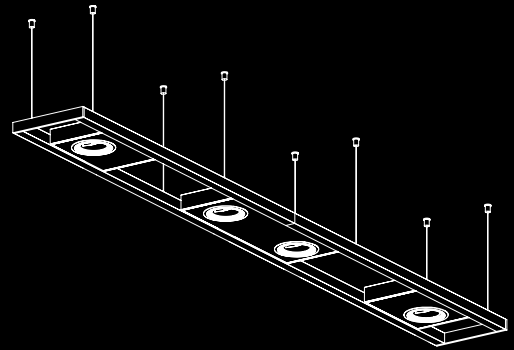


IP20	T5	T5 54W	0.5m
------	----	-----------	------

dimming options available in 28W.

MOUNTING INSTRUCTION

»PLAN B«







Sportshop Liechtenstein; Logo-Licht; Architect: Bernd Hess



Sportshop Liechtenstein; Logo-Licht; Architect: Bernd Hess





SPEED

suspended profiles

SPEED CONTROL spots

142

SPEED CONTROL mix

148

SPEED SYSTEM module

152

SPEED SYSTEM accessories

154





SPEED CONTROL SPOT

(.) Please specify the colour-code at the end of art.-no.



0B - for black

or




0S - for silver

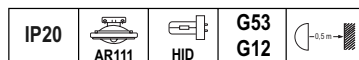
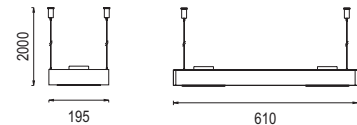


SPEED CONTROL SPOT 2

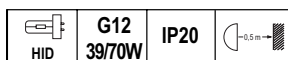
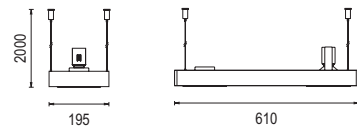
- suspended light with direct light distribution and spotlights that can be rotated 360° and tilted 40°
- inserts are available in black and silver
- clear anodised extruded aluminium
- incl. suspension 4 x 2000mm steel cables with quick-release fastener
- incl. transparent 3-core cable and round ceiling rose
- incl. end-caps in anodised aluminium with mounting-spring
- integral control gear



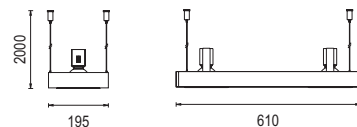
version	art.-no.
2 x 50 W	L31345(.)



version	art.-no.
1 x 50 W + 1 x 39 W	L31341(.)
1 x 50 W + 1 x 70 W	L31343(.)



version	art.-no.
2 x 39 W	L31342(.)
2 x 70 W	L31344(.)





SPEED CONTROL SPOT

(.) Please specify the colour-code at the end of art.-no.



0B - for black

or




0S - for silver

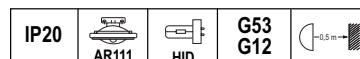
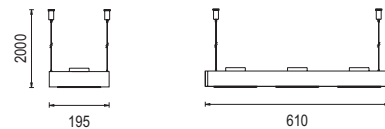


SPEED CONTROL SPOT 3

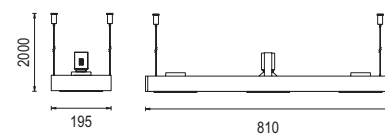
- suspended light with direct light distribution and spotlights that can be rotated (360°) and tilted (40°)
- inserts are available in black and silver
- clear anodised extruded aluminium
- incl. suspension 4 x 2000mm steel cables with quick-release fastener
- incl. transparent 3-core cable and round ceiling rose
- incl. end-caps in anodised aluminium with mounting-spring
- integral control gear



version	art.-no.
3 x 50 W	L31347(.)



version	art.-no.
1 x 39 W + 2 x 50 W	L31346(.)
1 x 70 W + 2 x 50 W	L31348(.)





SPEED CONTROL SPOT

(.) Please specify the colour-code at the end of art.-no.



0B - for black

or





0S - for silver

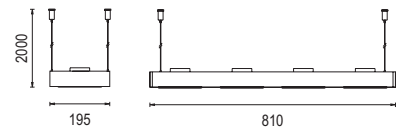





SPEED CONTROL SPOT 4

- suspended light with direct light distribution and spotlights that can be rotated (360°) and tilted (40°)
- inserts are available in black and silver
- clear anodised extruded aluminium
- incl. suspension 4 x 2000mm steel cables with quick-release fastener
- incl. transparent 3-core cable and round ceiling rose
- incl. end-caps in anodised aluminium with mounting-spring
- integral control gear

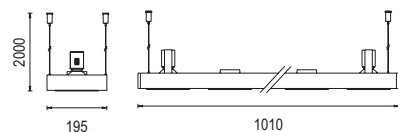
	G53 50 W	IP20	
---	---------------------	-------------	---

version	art.-no.
4 x 50 W	L31350(.)



IP20			G53 G12	
-------------	---	---	--------------------	---

version	art.-no.
2 x 39 W + 2 x 50 W	L31349(.)
2 x 70 W + 2 x 50 W	L31386(.)





SPEED CONTROL MIX

(.) Please specify the colour-code at the end of art.-no.



0B - for black

or



0S - for silver

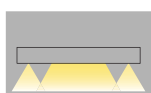
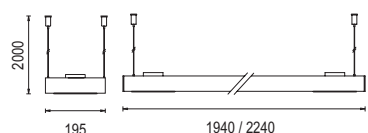
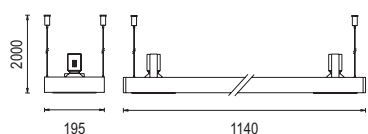
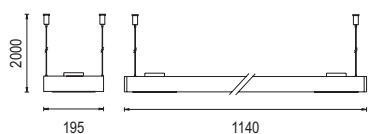


*) DIMMING:

NV-Halogen inserts are dimmable via phase cut-on or phase cut-off. DL- and T5 light inserts can be supplied in dimmable versions also. Therefore you must add the suffix »DD« for DALI or »D1« for 1-10V-dimmable after the product-code when specifying this item.

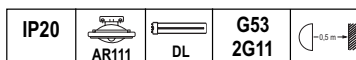
SPEED CONTROL MIX

- suspended light with direct or direct/indirect light distribution and spotlights that can be rotated (360°) and tilted (40°)
- spot-inserts are available in black and silver
- clear anodised extruded aluminium
- diffuser in PMMA opal-white
- incl. suspension 4 x 2000mm steel cables with quick-release fastener
- incl. transparent 3-core cable (5-core cable with dimmable version) and round ceiling rose
- incl. end-caps in anodised aluminium with mounting-spring
- integral control gear
- contact Zaneen for article-no. for dimmable units.



version	direct distribution
art-no.	

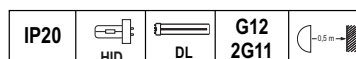
2 x 50W + 2 x 55W L31365(.)



version	direct distribution
art-no.	

2 x 39W + 2 x 55W L31351(.)

2 x 70W + 2 x 55W L31374(.)




version	direct distribution	DALI-dimmable	1-10V-dimmable
art-no.	art-no.	art-no.	art-no.

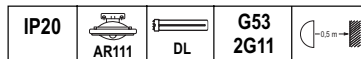
2 x 50W + 2 x 54W L31387(.) L31389(.) L31388(.)

2 x 50W + 2 x 35W L31397(.) L31399(.)

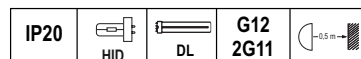




version	direct/indirect art-no.	spot dir. / DL ind. art-no.
2 x 50W + 2 x 55W	L31369(.)	L31370(.)



version	direct/indirect art-no.	spot dir. / DL ind. art-no.
2 x 39W + 2 x 55W	L31355(.)	L31359(.)
2 x 70W + 2 x 55W	L31378(.)	L31382(.)



version	direct/indirect art-no.	DALI-dimmable art-no.	1-10V-dimmable art-no.	spot dir. / DL ind. art-no.	DALI-dimmable art-no.	1-10V-dimmable art-no.
2 x 50W + 2 x 54W [☼]	L31391(.)	L31393(.)	L31392(.)	L31394(.)	L31396(.)	L31395(.)
2 x 50W + 2 x 35W	L31401(.)	L31403(.)	L31402(.)	L31405(.)	L31407(.)	



☼: dimming options available in 28W.



KLEIDERBAUER Innsbruck; Light planning: Johannes Jungel-Schmid

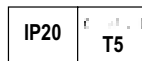
SPEED MODULE-SYSTEM

SPEED MODULE-SYSTEM

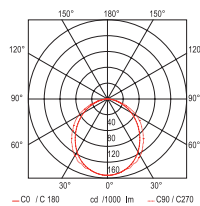
- module in clear anodised extruded aluminium
- equipment: T5 light inserts with multi-wattage intelligent QTI-control gear or spots
- all components can be ordered separately to give infinite design possibilities
- toolfree connecting of light inserts via »Wieland-plug«
- contact Zaneen for article-no. for dimmable units



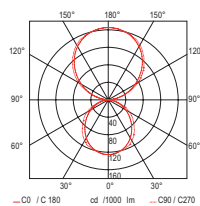
MODULE-INSERTS EXCL. PROFILE:



2 x 35W direct



2 x 35W direct/indirect

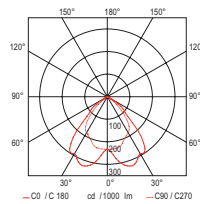


Diffuser

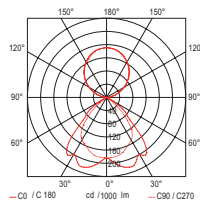


version without plug-connector	length mm	direct or dir./indir. art.-no.	distrib. DALI	dimmable 1-10V
2 x 54W HO	1200	L3929800	L3930000	L3929900
2 x 35W	1500	L3931200	L3931400	
2 x 80W HO	1500	L3932700	☀☀	

2 x 54W direct



2 x 54W direct/indirect

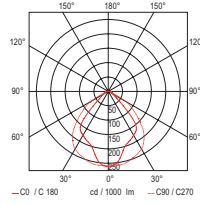


BAP-Darklight Louvre

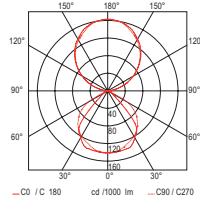


version without plug-connector	length mm	direct or dir./indir. art.-no.	distrib. DALI	dimmable 1-10V
2 x 54W HO	1200	L3930100	L3930300	L3930200
2 x 35W	1500	L3931500	L3931700	
2 x 80W HO	1500	L3932800	☀☀	

2 x 54W direct



2 x 54W direct/indirect

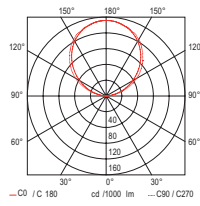


Micro-Prism




version without plug-connector	length mm	direct or dir./indir. art.-no.	distrib. DALI	dimmable 1-10V
2 x 54W HO	1200	L3930400	L3930600	L3930500
2 x 35W	1500	L3931800	L3932000	
2 x 80W HO	1500	L3932900	☀☀	

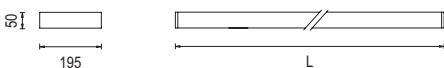
2 x 80W indirect



Up-light

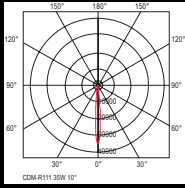


version without plug-connector	length mm	direct or dir./indir. art.-no.	distrib. DALI	dimmable 1-10V
2 x 54W HO	1200	L3930700	L3930900	L3930800
2 x 35W	1500	L3932100	L3932300	
2 x 80W HO	1500	L3933000	☀☀	

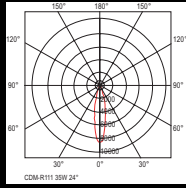


☀ dimming options available in 28W.
☀☀ dimming options available in 35W.

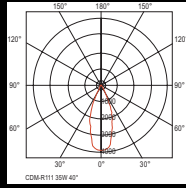
SPEED MODULE-SYSTEM



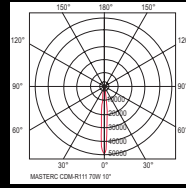
HID 39W - 10°
Ø = 112 mm - G12



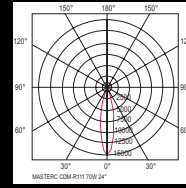
HID 39W - 24°
Ø = 112 mm - G12



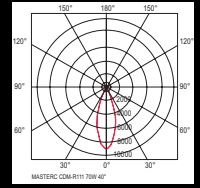
HID 39W - 40°
Ø = 112 mm - G12



HID 70W - 10°
Ø = 112 mm - G12



HID 70W - 24°
Ø = 112 mm - G12



HID 70W - 40°
Ø = 112 mm - G12

(.) Inserts are available in black and silver.

Please specify the colour-code at the end of art.-no.:

»0B« for black



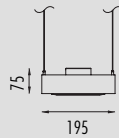
or



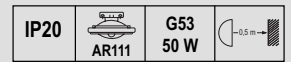
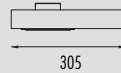
»0S« for silver

MODULE-INSERTS EXCL. PROFILE:

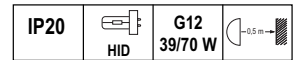
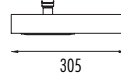
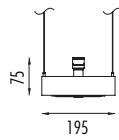
art.-no.: L39297(.)
1 x 50W



All lengths without plug-connector

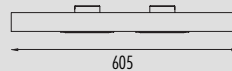
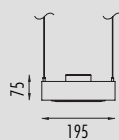


art.-no.: L39295(.)
1 x 39W

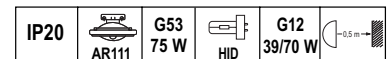
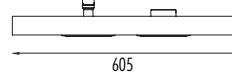
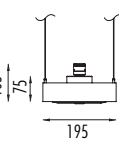


art.-no.: L39296(.)
1 x 70W

art.-no.: L39326(.)
2 x 50W

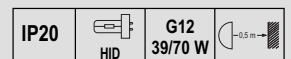
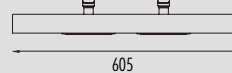
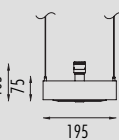


art.-no.: L39310(.)
1x39 + 1x50W



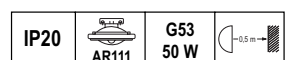
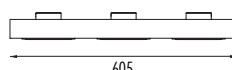
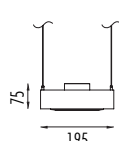

art.-no.: L39324(.)
1x70 + 1x50W

art.-no.: L39311(.)
2 x 39W

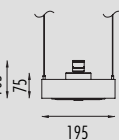


art.-no.: L39325(.)
2 x 70W

art.-no.: L39332(.)
3 x 50W



art.-no.: L39331(.)
1x39 + 2x50W



art.-no.: L39333(.)
1x70 + 2x50W

SPEED MODULE-SYSTEM

SPEED MODULE-SYSTEM


- module in clear anodised extruded aluminium
- all components (modules, accessories and inserts) can be ordered separately to give infinite design possibilities

empty module per m
W x H: 195 x 50mm
without wiring

art.-no.L3908400 ▶



ACCESSORIES :



END-CAP
with mounting-spring
colour: clear anodised aluminium
article-number: L3908700



PLUG CAP
3-pole
colour: black
article-number: L3909200



LINEAR COUPLER
pairwise
L x W: 20 x 150mm
article-number: L3909000



PLUG CONNECTOR 3 x 1,5mm²
colour: grey
length: 1000mm
article-number: L3909300



SUSPENSION CABLE
with quick-release fastener, pairwise
length: 2000mm
max. distance: 1800mm
article-number: L3908900



PLUG CONNECTOR 3 x 1,5mm²
colour: grey
length: 2000mm
article-number: L3909800



POWER FEED 3 x 1,5mm²
incl. mounting jack and socket
colour: grey
length: 2000mm
article-number: L3910300



PLUG CONNECTOR 3 x 1,5mm²
colour: grey
length: 3000mm
article-number: L3910000



POWER FEED 5 x 1,5mm²
incl. socket and splitter-box
colour: grey
length: 2000mm
article-number: L3910400



PLUG CONNECTOR
for dimming-line
1000mm
article-number: L3908500



**POWER FEED 5 x 1,5mm²
für dimmbare Variante**
incl. socket and splitter-box
colour: grey, length: 2000mm
article-number: L3910500



PLUG CONNECTOR
for dimming-line
2000mm
article-number: L3908600

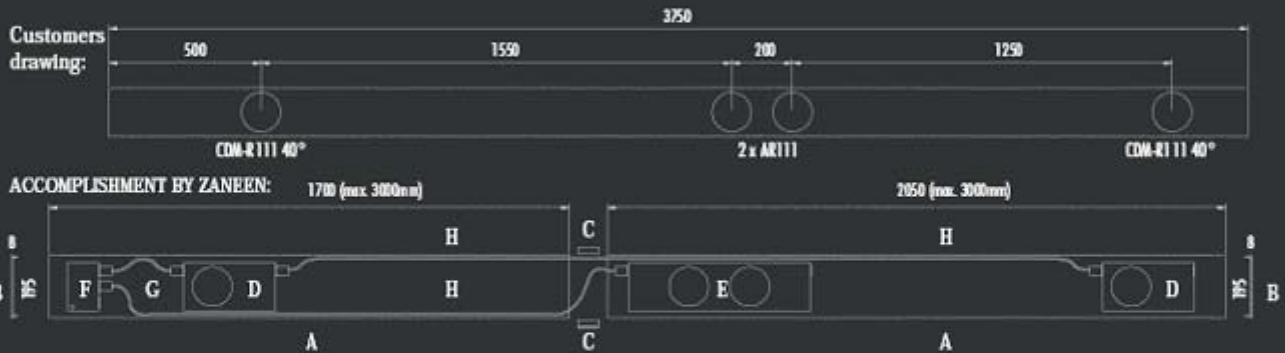


PLUG CONNECTOR
colour: black
length: 0mm
article-number: L3909100



PLUG CONNECTOR
for dimming-line
3000mm
article-number: L3908800

SPEED MODULE-SYSTEM



...consisting of:

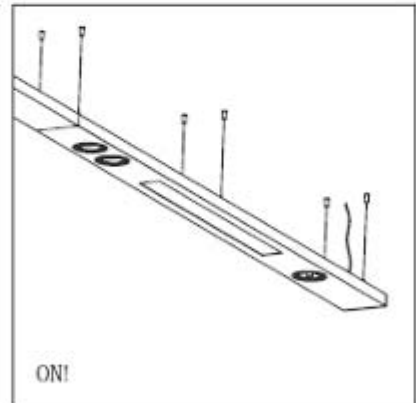
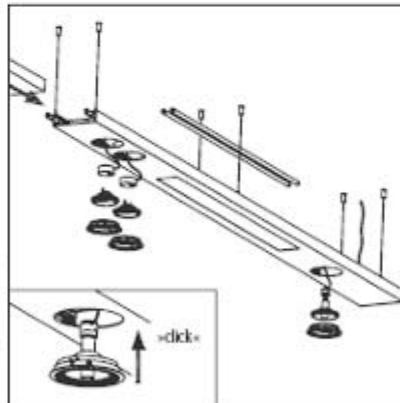
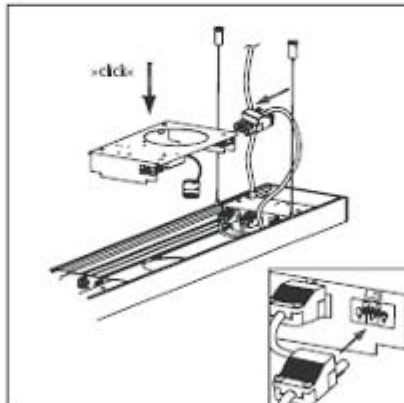
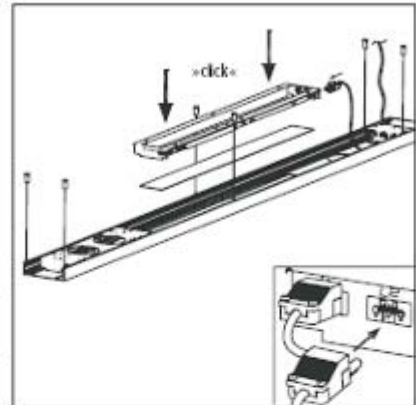
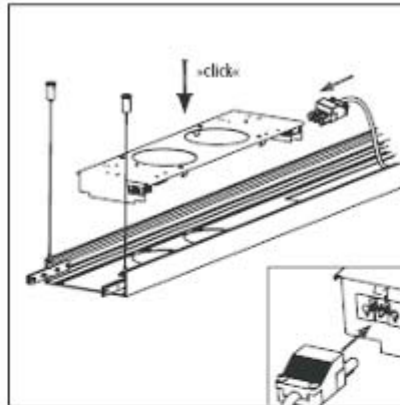
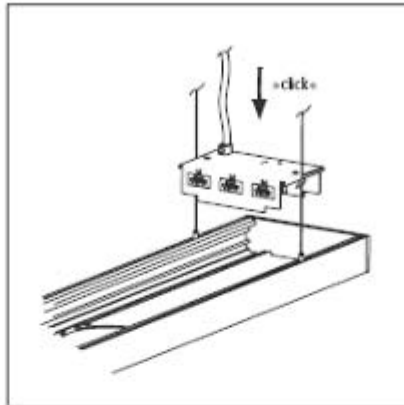
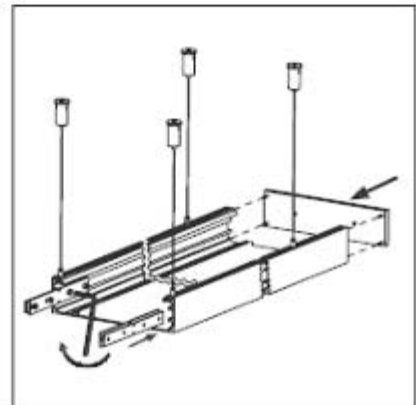
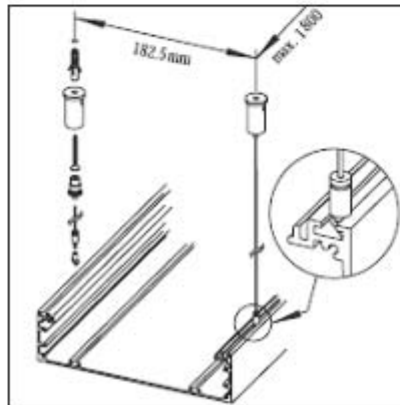
art.-no.

A: 3,75x profile per m	L3908400
B: 2x end-caps	L3908700
C: 1x linear coupler	L3909000
D: 2x module-insert 1x39W HID/G12	L392950B
E: 1x module-insert 2x50W AR111	L393260B
F: 1x power feed with splitter box	L3910400
G: 1x plug connector L = 1m	L3909300
H: 2x plug connector L = 2m	L3909800
H: 3x suspension cable	L3908900

Specification:

AR111 and HID/G12 separately switchable.
Spot-inserts in black.

MOUNTING INSTRUCTION





KLEIDERBAUER Innsbruck; Light planning: Johannes Jungel-Schmid



BAGUETTE Götzens; Light planning: Helmut Siebenförcher, Architects: Wolfgang Pöschl, Thomas Thum (Tatanka GmbH. Mils)

UTAH IDAHO H_xO NEVER ENDING

Recessed-, surface- &
suspended profiles

Planning example	162
UTAH	164
IDAHO	186
H _x O	220
Jack-point inserts for profiles	228
NEVER ENDING	230
Mounting Instructions	255





IN GOOD SHAPE!

A selection of slim profiles for recessed, surface and pendant installation.

Profile can be supplied as complete standard modules or made to order as bespoke systems.

A wide range of lighting inserts make this system unique.





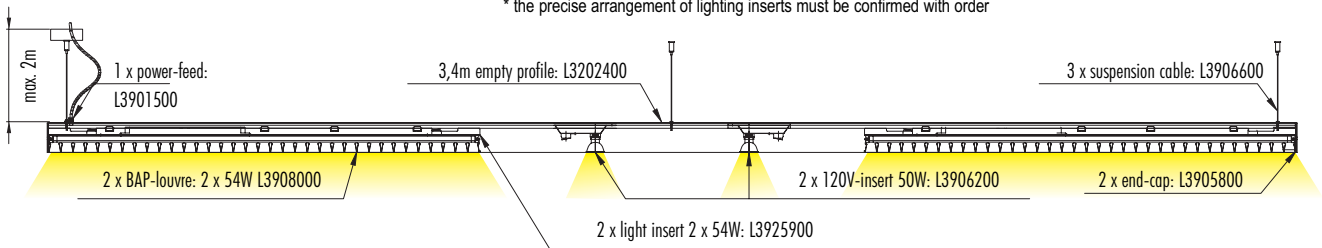
PLANNING EXAMPLE SUSPENSION LIGHT



IDAHO DIRECT - suspended: 3,4m

BILL OF MATERIAL:	ART.-NO.
2 x light insert 2 x 54W T5 HO	L3925300*
2 x BAP-louvre 2 x 54W T5 HO	L3908000
2 x 120V-insert 50W GU10	L3906200*
1 x empty profile 3,4m	L3202400
2 x end-cap	L3905800
3 x suspension cable (3 x 1 pair)	L3906600
1 x power-feed (4 x 0,75mm ²)	L3901500

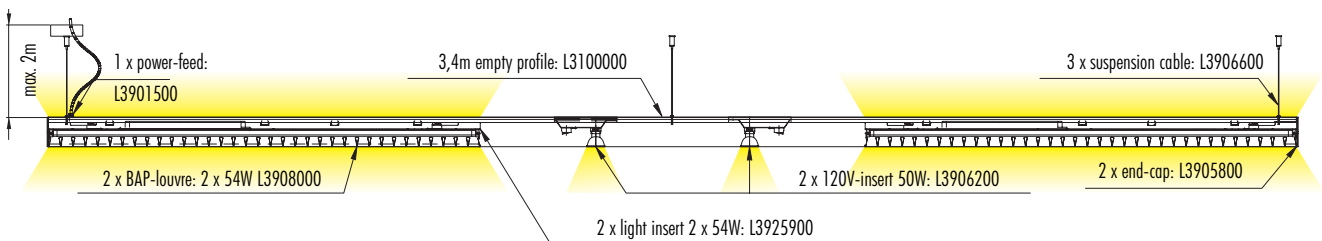
* the precise arrangement of lighting inserts must be confirmed with order



THE RIGHT METHOD IN 7 STAGES:

1. Choose the profile-length.
2. Calculate the numbers of the end-caps.
3. Choose the mounting-method:
 - a) suspension cable for suspended light (art.-no. L39066)
 - b) mounting bracket for recessed light (art.-no. L39078)
 - c) direct surface-mounting (no accessories required)
4. Choose the preferred lighting inserts.
5. Put the inserts in a preferred order and put this on a sketch.
6. From your sketch, ZANEEN will produce a finish-drawing with all components.
7. Upon customer confirmation of this drawing, ZANEEN will produce the system.

Attention: ensure that the overall length of the lighting inserts does not exceed the length of the empty profile.



IDAHO DIRECT/INDIRECT - suspended: 3,4m


BILL OF MATERIAL:	ART.-NO.
2 x light insert 2 x 54W T5 HO	L3925300*
2 x BAP-louvre 2 x 54W T5 HO	L3908000
2 x 120V-insert 50W GU10	L3906200*
1 x empty profile 3,4m	L3100000
2 x end-cap	L3905800
3 x suspension cable (3 x 1 pair)	L3906600
1 x suspension cable (4 x 0,75mm ²)	L3901500

* the precise arrangement of lighting inserts must be confirmed with order



UTAH

RECESSED-,
SURFACE-&
SUSPENDED
PROFILES


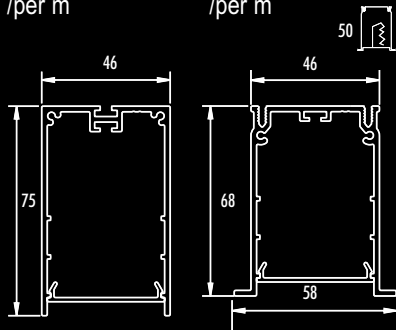


BAGUETTE Jenbach; Architect: Helmut Siebenförcher

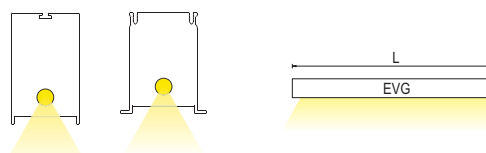
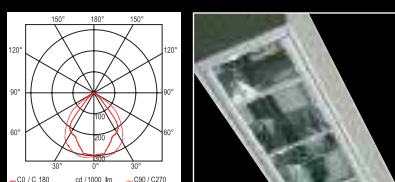
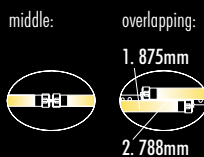


UTAH surface
art.-no.: L3202300
/per m

UTAH recessed
art.-no.: L3614900
/per m



**) To calculate the overall length of the system the first (1.) insert will use the «middle-length» (e.g. 875mm) for the following insert (2.) use the «overlapping length» (e.g. 788mm).

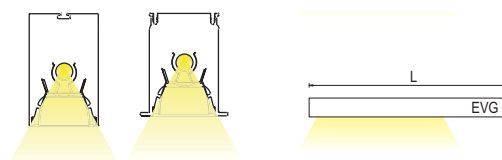


LIGHT INSERTS incl. diffuser middle

art.-no.	DALI dim.	1-10V dim.	lamp	U / f	length (insert)
L3615100	☀☀☀	☀☀☀	1xT5 -24W HO	120V-60Hz	575mm
L3615400			1xT5 -39W HO	120V-60Hz	875mm
☀ L3616000	L3616200	L3616100	1xT5 -54W HO	120V-60Hz	1175mm
L3616600	L3616800		1xT5 -35W	120V-60Hz	1475mm

LIGHT INSERTS incl. diffuser overlapping for continuous band of light

art.-no.	DALI dim.	1-10V dim.	lamp	U / f	length middle / overlap.**
L3615700			1xT5 -39W HO	120V-60Hz	875 / 788mm
☀ L3616300	L3616500	L3616400	1xT5 -54W HO	120V-60Hz	1175 / 1088mm
L3616900	L3617100		1xT5 -35W	120V-60Hz	1475 / 1388mm



LIGHT INSERTS incl. BAP-louvre side-mounted ECG

art.-no.	DALI dim.	1-10V dim.	lamp	U / f	length (insert)
L3920400			1xT5 -39W HO	120V-60Hz	1355mm
☀ L3920700	L3920900	L3920800	1xT5 -54W HO	120V-60Hz	1655mm
L3921000	L3921200		1xT5 -35W	120V-60Hz	1955mm

☀: dimming options available in 28W.
☀☀☀: dimming options available in 14W.
■ contact Zaneen for article-no. for dimmable units.


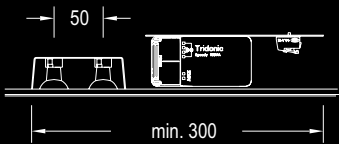




ACCESSORIES :

12V INSERTS

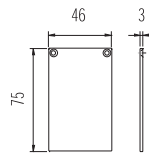
art.-no.: L3900600 1-piece L = 250mm
 art.-no.: L3900700 2-piece L = 300mm



- GU4
1 x 35W
- GU4
2 x 20W
- MR11
- F
- CE

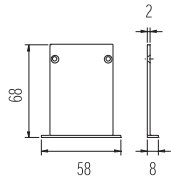
END-CAP

surface - alu
 art.-no.: L3900500



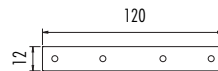
END-CAP

recessed - alu
 art.-no.: L3900800



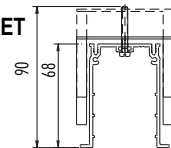
LINEAR COUPLER

art.-no.: L3901200



MOUNTING BRACKET

for recessed
 art.-no.: L3901100
 cut-out: 50mm



POWER FEED 3 x 0.75

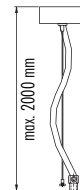
art.-no.: L3901300

POWER FEED 4 x 0.75

art.-no.: L3901500

POWER FEED 5 x 0.75

art.-no.: L3901400



POWER FEED 3 x 0.75

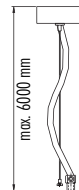
art.-no.: L3901600

POWER FEED 4 x 0.75

art.-no.: L3901800

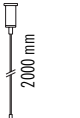
POWER FEED 5 x 0.75

art.-no.: L3901700



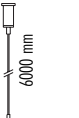
SUSPENSION CABLE

for surface
 length: 2000mm
 art.-no.: L3901000



SUSPENSION CABLE

for surface
 length: 6000mm
 art.-no.: L3900900



CORNER COUPLER

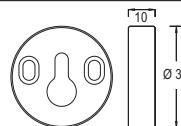
surface 90°
 art.-no.: L3900100
 or
 any required angle, art.-no.: L3900200

CORNER COUPLER

recessed 90°
 art.-no.: L3900300
 or
 any required angle, art.-no.: L3900400

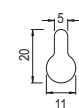
WALL FASTENING

spacer
 art.-no.: L3903400




WALL FASTENING

keyhole milling
 art.-no.: L3903500












Hauptschule Kappl, Architects: Noldin & Noldin

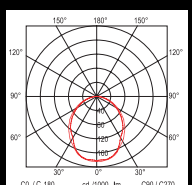


Hauptschule Kappl, Architects: Noldin & Noldin

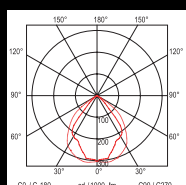
UTAH CONTROL - SINGLE LIGHT T5



DIFFUSER

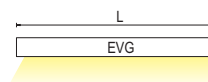


BAP-LOUVRE



UTAH CONTROL SINGLE LIGHT T5 DIRECT

- recessed, surface and suspended light
- clear anodised extruded aluminium
- diffuser or BAP-darklight-louvre
- recessed and surface version: incl. cable-entry at rear of profile
- suspended version: incl. power-feed with transparent 3-core cable (5-core with dimmable version) and round ceiling rose
- suspension incl. 2 x 2000mm suspension-cables with quick-release fastener
- end-caps in anodised aluminium with 2 counter sunk screws
- supplied as 1-length of profile
- contact Zaneen for article-no. for dimmable units

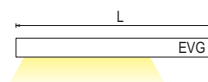


1-lamp - central mounted ballast

D I F F U S E R	version	length	cut-out	recessed	recessed	recessed	surface	surface	surface	suspended	suspended	suspended
	T5	mm	LxW f. rec.	art.-no.	DALI- dim.	1-10V- dim.	art.-no.	DALI- dim.1-10V-	art.-no.	art.-no.	DALI- dim.	1-10V- dim.
	1 x 24W HO	600 /	590 x 50	L3617200	☼☼☼	☼☼☼	L3204800	☼☼☼	☼☼☼	L3110800	☼☼☼	☼☼☼
	1 x 39W HO	900 /	890 x 50	L3617300			L3204900			L3110900		
	☼1 x 54W HO	1200 /	1190 x 50	L3617900	L3618100	L3618000	L3205500	L3205700	L3205600	L3111500	L3111700	L3116000
	1 x 35W	1500 /	1490 x 50	L3618500	L3618700		L3206100	L3206300		L3111800	L3112000	



- ☼: dimming options available in 28W.
- ☼☼☼: dimming options available in 14W.



1-lamp - side-mounted ballast

B A P L O U V R E	version	length	cut-out	recessed	recessed	recessed	surface	surface	surface	suspended	suspended	suspended
	T5	mm	LxW f. rec.	art.-no.	DALI- dim.	1-10V- dim.	art.-no.	DALI- dim.1-10V-	art.-no.	art.-no.	DALI- dim.	1-10V- dim.
	1 x 39W HO	1360 /	1350 x 50	L3617600			L3205200			L3111200		
	☼1 x 54W HO	1660 /	1650 x 50	L3618200	L3618400	L3618300	L3205800	L3206000	L3205900	L3141400	L3141600	L3141500
	1 x 35W	1960 /	1950 x 50	L3618800	L3619000		L3206400	L3206600		L3112100	L3112300	





Music school Kufstein



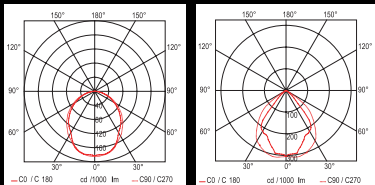
Music school Kufstein

UTAH CONTROL - TWIN LIGHTS T5



DIFFUSER

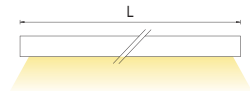
BAP-LOUVRE



2 x 1-lamp gives continuous band of light

UTAH CONTROL TWIN LIGHTS T5 DIRECT

- recessed, surface and suspended light
- clear anodised extruded aluminium
- diffuser or BAP-darklight-louvre
- recessed and surface version: incl. cable-entry at rear of profile
- suspended version incl. power-feed with transparent 3-core cable (5-core with dimmable version) and round ceiling rose
- suspension incl. 3 x 2000mm suspension-cables with quick-release fastener
- end-caps in anodised aluminium with 2 counter sunk screws
- supplied as 2-lengths of profile
- contact Zaneen for article-no. for dimmable units

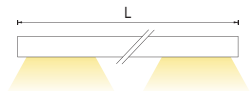


DIFFUSER	version	length	cut-out	recessed	recessed	recessed	surface	surface	surface	suspended	suspended	suspended
	T5	mm	LxW f. rec.	art.-no.	DALI- dim.	1-10V- dim.	art.-no.	DALI- dim.1-10V-	art.-no.	art.-no.	DALI- dim.	1-10V- dim.
☼	2x1x54W HO	2280/	2270 x 50	L3619800	L3620000	L3619900	L3207400	L3207600	L3207500	L3113100	L3113300	L3113200
	2x1x35W	2880 /	2870 x 50	L3620100	L3620300		L3207700	L3207900		L3113400	L3113600	



2 x 1-lamp

☼: dimming options available in 28W.
☼☼: dimming options available in 35W.



BAP LOUVRE	version	length	cut-out	recessed	recessed	recessed	surface	surface	surface	suspended	suspended	suspended
	T5	mm	LxW f. rec.	art.-no.	DALI- dim.	1-10V- dim.	art.-no.	DALI- dim.1-10V-	art.-no.	art.-no.	DALI- dim.	1-10V- dim.
☼	2x1x54W HO	2870 /	2860 x 50	L3619100	L3619300	L3619200	L3206700	L3206900	L3206800	L3112400	L3112600	L3112500
	2x1x35W	3470 /	3460 x 50	L3619400	L3619600		L3207000	L3207200		L3112700	L3112900	
	2x1x80W HO	3470 /	3460 x 50	L3619700			L3207300	☼☼	☼☼	L3113000	☼☼	





Sparkasse Imst, Sparkassenplatz 1, 6440 Imst; SOM Sparkasse Objekt Management: Dipl. Ing. Wolf Lindner











IDAHO

RECESSED-,
SURFACE-&
SUSPENDED
PROFILES



ISSER OPTIK Innsbruck; Architects: Schlögl & Süss; Photo: Markus Bstieler



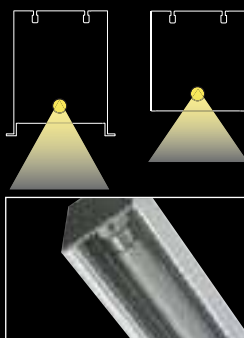
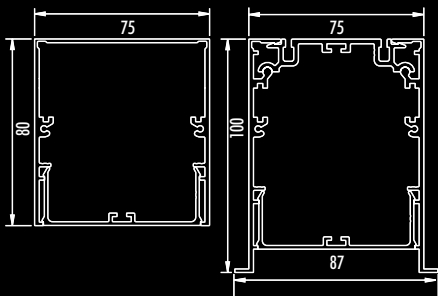




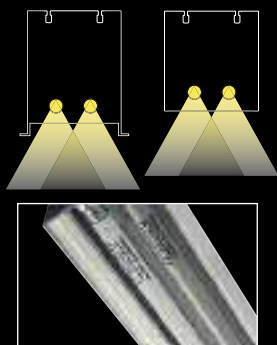
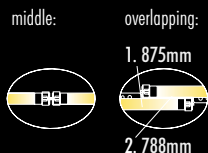
IDAHO - SYSTEM

IDAHO surface
art.-no.: L3202400
/per m

IDAHO recessed
art.-no.: L3615000
/per m




*) To calculate the overall length of the system the first (1.) insert will use the »middle-length« (e.g. 875mm) for the following insert (2.) use the »overlapping length« (e.g. 788mm).



☼: dimming options available in 28W.
☼☼: dimming options available in 35W.
☼☼☼: dimming options available in 14W.
■ contact Zaneen for article-no. for dimmable units.

RECESSED, SURFACE & SUSPENDED LIGHTS T5



LIGHT INSERT: 1-lamp direct

middle

art.-no.	DALI dim.	1-10V dim.	lamp	U / f	length (insert)
L3921300	☼☼☼	☼☼☼	1xT5 -24W HO	120V-60Hz	575mm
L3921600			1xT5 -39W HO	120V-60Hz	875mm
L3922200	L3922400	L3922300	1xT5 -54W HO	120V-60Hz	1175mm
L3923100	☼☼		1xT5 -80W HO	120V-60Hz	1475mm

ATTENTION: order diffuser, micro-prism and BAP-louvre separately (page 194)!

LIGHT INSERT: 1-lamp direct for continuous band of light

art.-no.	DALI dim.	1-10V dim.	lamp	U / f	length middle / overlap.**
L3921900			1xT5 -39W HO	120V-60Hz	875 / 788mm
☼ L3922500	L3922700	L3922600	1xT5 -54W HO	120V-60Hz	1175 / 1088mm
L3923400	☼☼		1xT5 -80W HO	120V-60Hz	1475 / 1388mm

ATTENTION: order diffuser and micro-prism separately (page 194)! BAP not possible.

LIGHT INSERTS: 2-lamps direct

middle

art.-no.	DALI dim.	1-10V dim.	lamp	U / f	length (insert)
L3924300	☼☼☼	☼☼☼	2xT5 -24W HO	120V-60Hz	575mm
L3924700			2xT5 -39W HO	120V-60Hz	875mm
☼ L3925300	L3925500	L3925400	2xT5 -54W HO	120V-60Hz	1175mm
L3926200	L3926400		2xT5 -35W	120V-60Hz	1475mm

ATTENTION: order diffuser, micro-prism and BAP-louvre separately (page 194)!

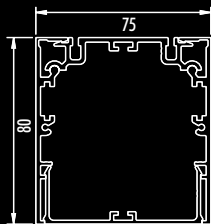
LIGHT INSERTS: 2-flammig direct for continuous band of light

art.-no.	DALI dim.	1-10V dim.	lamp	U / f	length middle / overlap.**
L3925000			2xT5 -39W HO	120V-60Hz	955 / 875mm
☼ L3925600	L3925800	L3925700	2xT5 -54W HO	120V-60Hz	1255 / 1175mm
L3926500	L3926700		2xT5 -35W	120V-60Hz	1555 / 1475mm

ATTENTION: order diffuser and micro-prism separately (page 194)! BAP not possible.



IDAHO Profile
for suspension
Art.-No.: L3100000
/per m



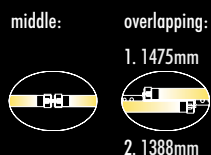
LIGHT INSERTS: 1-lamp direct/indirect middle



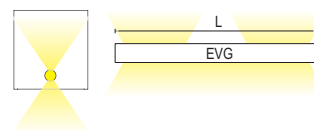
art.-no.	DALI dim.	1-10V dim.	lamp	U / f	length (insert)
L3922800	L3923000	L3922900	1xT5 -54W HO	120V-60Hz	1175mm
L3923700	☀ ☀		1xT5 -80W HO	120V-60Hz	1475mm

ATTENTION: order diffuser, micro-prism and BAP-louvre separately (page 194)
☀ ☀: dimming options available in 35W
contact Zaneen for article-no. for dimmable units.

*) To calculate the overall length of the system the first (1.) insert will use the »middle-length« (1475mm) for the following insert (2.) use the »overlapping length« (1388mm).



LIGHT INSERTS: 1-lamp direct/indirect overlapping - for continuous band of light



art.-no.	DALI dim.	1-10V dim.	lamp	U / f	length middle / overlap.**
L3924000	☀ ☀		1xT5 -80W HO	120V-60Hz	1475 / 1388mm

ATTENTION: order diffuser and micro-prism separately (page 194)! BAP not possible.
☀ ☀: dimming options available in 35W
contact Zaneen for article-no. for dimmable units.



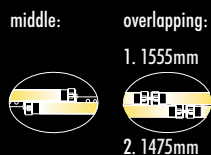
LIGHT INSERTS: 2-lamps direct/indirect middle



art.-no.	DALI dim.	1-10V dim.	lamp	U / f	length (insert)
L3925900	L3926100	L3926000	2xT5 -54W HO	120V-60Hz	1175mm
L3926800	L3927000		2xT5 -35W	120V-60Hz	1475mm

ATTENTION: order diffuser, micro-prism and BAP-louvre separately (page 194)!

*) To calculate the overall length of the system the first (1.) insert will use the »middle-length« (1555mm) for the following insert (2.) use the »overlapping length« (1475mm).



LIGHT INSERTS: 2-lamps direct/indirect overlapping - for continuous band of light

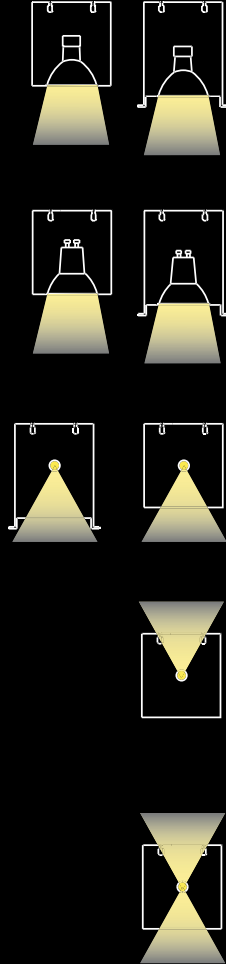


art.-no.	DALI dim.	1-10V dim.	lamp	U / f	length middle / overlap.**
L3927100	L3927300		2xT5 -35W	120V-60Hz	1575 / 1475mm

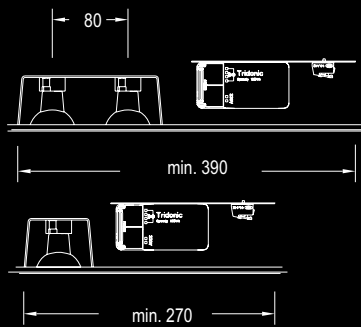
ATTENTION: order diffuser and micro-prism separately (page 194)! BAP not possible.



HALOGEN-INSERTS:



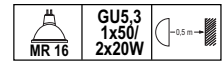
* ESSENTIAL EXPENSION SPACES FOR 12V-INSERTS:



12V-INSERTS*



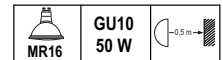
art.-no.: L3906000 1-piece length: 270mm
 art.-no.: L3906100 2-pieces /max. 20W length: 390mm



120V-INSERTS



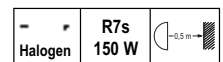
art.-no.: L3906200 1-piece length: 170mm
 art.-no.: L3906300 2-pieces length: 240mm



120V-R7s-INSERTS direct



art.-no.: L3905500 length: 200mm



120V-R7s-INSERTS indirect




art.-no.: L3905600 length: 200mm



120V-R7s-INSERTS direct/indirect



art.-no.: L3905700 length: 200mm



OTHER INSERTS:

DIFFUSER opal



MICRO-PRISM



BAP-LOUVRE



length	art.-no.	art.-no.	length mm	art.-no.
per m	L3906700	L3907200	875	L3907900
574mm	L3906800	L3907300	1175	L3908000
874mm	L3906900	L3907400	1475	L3908100
1174mm	L3907000	L3907500		
1474mm	L3907100	L3907600		

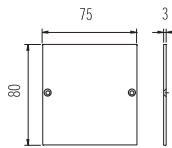




ACCESSORIES :

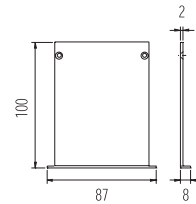
END-CAP

surface - alu
art.-no.: L3905800



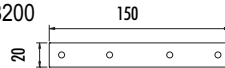
END-CAP

recessed - alu
art.-no.: L3905900



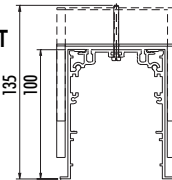
COUPLER

1 pair
art.-no.: L3908200



MOUNTING BRACKET

cut-out: 80mm
art.-no.: L3907800



POWER FEED 3 x 0.75

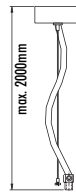
art.-no.: L3901300

POWER FEED 4 x 0.75

art.-no.: L3901500

POWER FEED 5 x 0.75

art.-no.: L3901400



POWER FEED 3 x 0.75

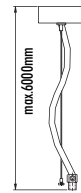
art.-no.: L3901600

POWER FEED 4 x 0.75

art.-no.: L3901800

POWER FEED 5 x 0.75

art.-no.: L3901700



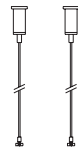
SUSPENSION CABLE

2000mm - 1 pair

art.-no.: L3906600

6000mm - 1 pair

art.-no.: L3906400



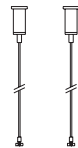
Y-SUSPENSION CABLE

2000mm - 1 piece

art.-no.: L3907700

6000mm - 1 piece

art.-no.: L3906500



CORNER COUPLER

surface 90°:
or any required angle:

art.-no. L3905100

art.-no. L3905200

CORNER COUPLER

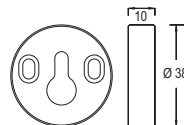
recessed 90°:
or any required angle:

art.-no. L3905300

art.-no. L3905400

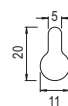
WALL FASTENING

spacer
art.-no.: L3903400



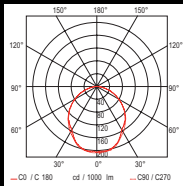
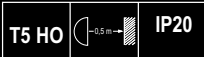
WALL FASTENING

keyhole milling
art.-no.: L3903500





IDAHO CONTROL - SINGLE LIGHTS T5 DIRECT



DIFFUSER



MICRO-PRISM

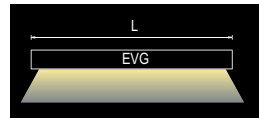


BAP-LOUVRE



IDAHO CONTROL T5 SINGLE LIGHT DIRECT

- recessed, surface and suspended light with direct distribution
- clear anodised extruded aluminium
- on request available also in black
- incl. diffuser, micro-prism or BAP-darklight-louvre
- recessed and surface profile: power-feed located at the rear of profile
- suspended version incl. power-feed with transparent 3-core cable (5-core with dimmable version) and round ceiling rose
- suspension incl. 4 x 2000mm suspension cables with quick-release fastener
- incl. end-caps in anodised aluminium with 2 counter sunk screws
- supplied as 1-length of profile
- contact Zaneen for article-no. for dimmable units



☀: dimming options available in 28W

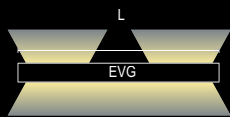

DIFFUSER:											
version	length	cut-out	recessed	recessed	recessed	surface	surface	surface	suspended	suspended	suspended
T5	mm	LxW f. rec.	art.-no.	DALI- dim.	1-10V- dim.	art.-no.	DALI- dim.	1-10V-dim.	art.-no.	DALI- dim.	1-10V- dim.
1 x 39W HO	900 /	890 x 80	L3620400			L3208000			L3113700		
☀ 1 x 54W HO	1200 /	1190 x 80	L3621300	L3621500	L3621400	L3208900	L3209100	L3209000	L3114600	L3114800	L3114700
1 x 35W	1500 /	1490 x 80	L3622200	L3622400		L3209800	L3210000		L3115500	L3115700	
2 x 39W HO	900 /	890 x 80	L3624900			L3212500			L3118200		
☀ 2 x 54W HO	1200 /	1190 x 80	L3627600	L3627800	L3627700	L3215200	L3215400	L3215300	L3121200	L3121400	L3121300
2 x 35W	1500 /	1490 x 80	L3628500	L3628700		L3216100	L3216300		L3122400	L3122600	

MICRO-PRISM:											
version	length	cut-out	recessed	recessed	recessed	surface	surface	surface	suspended	suspended	suspended
T5	mm	LxW f. rec.	art.-no.	DALI- dim.	1-10V- dim.	art.-no.	DALI- dim.	1-10V-dim.	art.-no.	DALI- dim.	1-10V- dim.
1 x 39W HO	900 /	890 x 80	L3621000			L3208600			L3114300		
☀ 1 x 54W HO	1200 /	1190 x 80	L3621900	L3622100	L3622000	L3209500	L3209700	L3209600	L3115200	L3115400	L3115300
1 x 35W	1500 /	1490 x 80	L3622800	L3623000		L3210400	L3210600		L3116100	L3116300	
2 x 39W HO	900 /	890 x 80	L3625500			L3213100			L3118800		
☀ 2 x 54W HO	1200 /	1190 x 80	L3628200	L3628400	L3628300	L3215800	L3216000	L3215900	L3121800	L3122000	L3121900
2 x 35W	1500 /	1490 x 80	L3629100	L3629300		L3216700	L3216900		L3123000	L3123200	

BAP-LOUVRE:											
version	length	cut-out	recessed	recessed	recessed	surface	surface	surface	suspended	suspended	suspended
T5	mm	LxW f. rec.	art.-no.	DALI- dim.	1-10V- dim.	art.-no.	DALI- dim.	1-10V-dim.	art.-no.	DALI- dim.	1-10V- dim.
1 x 39W HO	900 /	890 x 80	L3620700			L3208300			L3114000		
☀ 1 x 54W HO	1200 /	1190 x 80	L3621600	L3621800	L3621700	L3209200	L3209400	L3209300	L3114900	L3115100	L3115000
1 x 35W	1500 /	1490 x 80	L3622500	L3622700		L3210100	L3210300		L3115800	L3116000	
2 x 39W HO	900 /	890 x 80	L3625200			L3212800			L3118500		
☀ 2 x 54W HO	1200 /	1190 x 80	L3627900	L3628100	L3628000	L3215500	L3215700	L3215600	L3121500	L3121700	L3121600
2 x 35W	1500 /	1490 x 80	L3628800	L3629000		L3216400	L3216600		L3122700	L3122900	



IDAHO CONTROL - SINGLE LIGHTS DIRECT/INDIRECT



T5 IP20

IDAHO CONTROL T5 SINGLE LIGHT DIRECT/INDIRECT

- suspended light with direct/indirect distribution
- clear anodised extruded aluminium
- on request available also in black
- incl. diffuser, micro-prism or BAP-darklight-louvre
- incl. 4 x 2000mm suspension cables with quick-release fastener
- incl. power-feed with transparent 3-core cable (5-core with dimmable version) and round ceiling rose.
- incl. end-caps in anodised aluminium with 2 counter sunk screws
- supplied as 1-length of profile
- contact Zaneen for article-no. for dimmable units

☼: dimming options available in 28W
 ☼☼: dimming options available in 35W

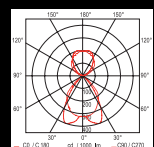
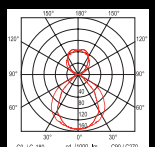
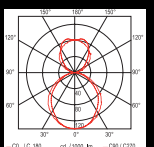
SUSPENDED LIGHT

version T5	length mm	diffuser art.-no.	diffuser DALI- dim.	diffuser 1-10V- dim.	micro-prism art.-no.	micro-prism DALI- dim.	micro-prism 1-10V-dim	BAP-louvre art.-no.	BAP-louvre DALI- dim.	BAP-louvre 1-10V- dim.
☼ 1 x 54W HO	1182	L3124500	L3124700	L3124600	L3125100	L3125300	L3125200	L3124800	L3125000	L3124900
1 x 80W HO	1482	L3125400	☼☼		L3126000	☼☼		L3125700	☼☼	
☼ 2 x 54W HO	1182	L3128700	L3128900	L3128800	L3129300	L3129500	L3129400	L3129000	L3129200	L3129100
2 x 35W	1482	L3129600	L3129800		L3130200	L3130400		L3129900	L3130100	

DIFFUSER

MICRO-PRISM

BAP-LOUVRE



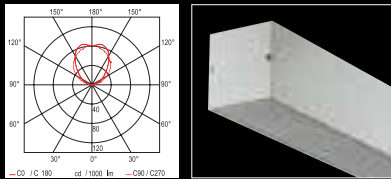
IDAHO CONTROL - SINGLE LIGHTS INDIRECT

IDAHO CONTROL SINGLE LIGHT T5 INDIRECT

- suspended light with indirect distribution
- clear anodised extruded aluminium
- on request available also in black
- incl. 4 x 2000mm suspension cables with quick-release fastener
- incl. power-feed with transparent 3-core cable (5-core with dimmable version) and round ceiling-rose
- incl. end-caps in anodised aluminium with 2 counter sunk screws
- supplied as 1 length of profile
- contact Zaneen for article-no. for dimmable units

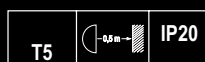


SUSPENDED LIGHT



length mm	version T5	upstairs open art.-no.	DALI dimmable* art.-no.	1-10V dimmable* art.-no.
1100	2 x 39 W HO	L3119100		
☼ 1400	2 x 54 W HO	L3122100	L3122300	L3122200
1700	2 x 35 W	L3123300	L3123500	

☼: dimming options available in 28W.








SWAROVSKI Marketing Building, Wattens



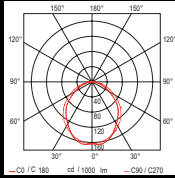
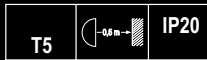
RLB Regionalbank Hall; Architects: Schlögl & Süss



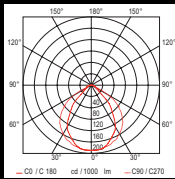
SWAROVSKI Marketing Building, Wattens



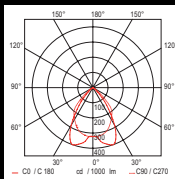
IDAHO CONTROL - TWIN LIGHTS DIRECT



DIFFUSER



MICRO-PRISM

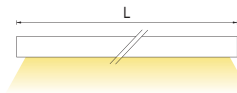


BAP-LOUVRE



IDAHO CONTROL TWIN-LIGHT T5 DIRECT

- recessed, surface and suspended light with direct distribution
- clear anodised extruded aluminium
- on request available also in black
- incl. diffuser, micro-prism or BAP-darklight-louvre
- suspension incl. 6 x 2000mm suspension cables with quick-release fastener
- recessed and surface profile: power-feed located at the rear of profile
- suspended version incl. power-feed with transparent 3-core cable (5-core with dimmable version) and round ceiling rose
- incl. end-caps in anodised aluminium with 2 counter sunk screws
- supplied as 2-lengths of profile
- contact Zaneen for article-no. for dimmable units



☼: dimming options available in 28W
 ☼☼: dimming options available in 35W

DIFFUSER :

version	length	cut-out	recessed	recessed	recessed	length	surface	surface	surface	suspended	suspended	suspended
T5	mm	LxW f. rec.	art.-no.	DALI- dim.	1-10V- dim.	mm	art.-no.	DALI- dim.	1-10V- dim.	art.-no.	DALI- dim.	1-10V- dim.
☼ 2x1x54W HO	2285 /	2275 x 80	L3623100	L3623300	L3623200	2275	L3210700	L3210900	L3210800	L3116400	L3116600	L3116500
2x1x80W HO	2885 /	2875 x 80	L3624000	☼☼		2875	L3211600	☼☼		L3117300	☼☼	
☼ 2x2x54W HO	2455 /	2445 x 80	L3625800	L3626000	L3625900	2445	L3213400	L3213600	L3213500	L3119400	L3119600	L3119500
2x2x35W	3055 /	3045 x 80	L3626700	L3626900		3045	L3214300	L3214500		L3120300	L3120500	

MICRO-PRISM :

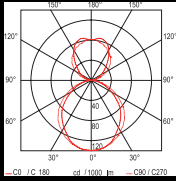
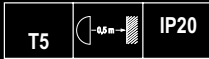
version	length	cut-out	recessed	recessed	recessed	length	surface	surface	surface	suspended	suspended	suspended
T5	mm	LxW f. rec.	art.-no.	DALI- dim.	1-10V- dim.	mm	art.-no.	DALI- dim.	1-10V- dim.	art.-no.	DALI- dim.	1-10V- dim.
☼ 2x1x54W HO	2285 /	2275 x 80	L3623700	L3623900	L3623800	2275	L3211300	L3211500	L3211400	L3117000	L3117200	L3117100
2x1x80W HO	2885 /	2875 x 80	L3624600	☼☼		2875	L3212200	☼☼		L3117900	☼☼	
☼ 2x2x54W HO	2455 /	2445 x 80	L3626400	L3626600	L3626500	2445	L3214000	L3214200	L3214100	L3120000	L3120200	L3120100
2x2x35W	3055 /	3045 x 80	L3627300	L3627500		3045	L3214900	L3215100		L3120400	L3120700	

BAP-LOUVRE :

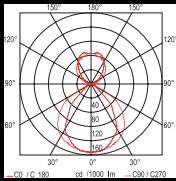
version	length	cut-out	recessed	recessed	recessed	length	surface	surface	surface	suspended	suspended	suspended
T5	mm	LxW f. rec.	art.-no.	DALI- dim.	1-10V- dim.	mm	art.-no.	DALI- dim.	1-10V- dim.	art.-no.	DALI- dim.	1-10V- dim.
☼ 2x1x54W HO	2368 /	2358 x 80	L3623400	L3623600	L3623500	2358	L3211000	L3211200	L3211100	L3116700	L3116900	L3116800
2x1x80W HO	2968 /	2958 x 80	L3624300	☼☼		2958	L3211900	☼☼		L3117600	☼☼	
☼ 2x2x54W HO	2368 /	2358 x 80	L3626100	L3626300	L3626200	2358	L3213700	L3213900	L3213800	L3119700	L3119900	L3119800
2x2x35W	2968 /	2958 x 80	L3627000	L3627200		2958	L3214600	L3214800		L3120600	L3120800	



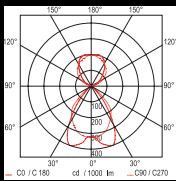
IDAHO CONTROL - TWIN LIGHTS DIRECT/INDIRECT



DIFFUSER



MICRO-PRISM

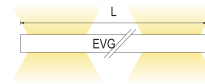
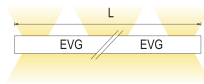


BAP-LOUVRE

SUSPENDED LIGHT DIFFUSER

IDAHO CONTROL TWIN LIGHTS T5 DIRECT/INDIRECT

- suspended light with direct/indirect distribution
- clear anodised extruded aluminium
- on request available also in black
- incl. diffuser, micro-prism or BAP-darklight-louvre
- incl. 6 x 2000mm suspension cables with quick-release fastener
- incl. power-feed with transparent 3-core cable (5-core with dimmable version) and round ceiling rose
- incl. end-caps in anodised aluminium with 2 counter sunk screws
- supplied as 2-lengths of profile
- contact Zaneen for article-no. for dimmable units



version	length mm	EVG central	EVG central	EVG central	EVG side-mount.	EVG side-mount.	EVG side-mount.
T5	central / side-mount.	art.-no.	DALI- dim.	1-10V- dim.	art.-no.	DALI- dim.	1-10V- dim.
2 x 1 x 54W HO	- / 2855	-	-	-	L3130500	L3130700	L3130600
2 x 1 x 80W HO	2875 / 3455	L3126600	L3126800	L3126700	L3131400		
2 x 2 x 54W HO	- / 2855	-	-	-	L3132300	L3132500	L3132400
2 x 2 x 35W	3045 / 3455	L3127800	L3128000		L3133200	L3133400	

SUSPENDED LIGHT MICRO PRISM

version	length mm	EVG central	EVG central	EVG central	EVG side-mount.	EVG side-mount.	EVG side-mount.
T5	central / side-mount.	art.-no.	DALI- dim.	1-10V- dim.	art.-no.	DALI- dim.	1-10V- dim.
2 x 1 x 54W HO	- / 2855	-	-	-	L3131100	L3131300	L3131200
2 x 1 x 80W HO	2875 / 3455	L3127200	L3127400	L3127300	L3132000		
2 x 2 x 54W HO	- / 2855	-	-	-	L3132900	L3133100	L3133000
2 x 2 x 35W	3045 / 3455	L3128400	L3128600		L3133800	L3134000	

SUSPENDED LIGHT BAP LOUVRE

version	length mm	EVG central	EVG central	EVG central	EVG side-mount.	EVG side-mount.	EVG side-mount.
T5	central / side-mount.	art.-no.	DALI- dim.	1-10V- dim.	art.-no.	DALI- dim.	1-10V- dim.
2 X 1 X 54W HO	2358 / 2855	L3126300	L3126500	L3126400	L3130800	L3131000	L3130900
2 x 1 x 80W HO	2958 / 3455	L3126900	L3127100	L3127000	L3131700		



IDAHO CONTROL - TWIN LIGHTS INDIRECT

IDAHO CONTROL TWIN LIGHTS T5 INDIRECT

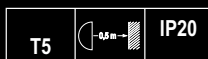
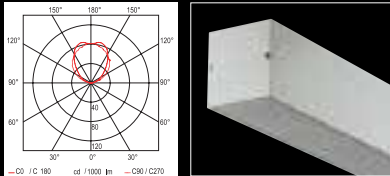
- suspended light with indirect distribution
- clear anodised extruded aluminium
- on request available also in black
- incl. 6 x 2000mm suspension cables with quick-release fastener
- incl. power-feed with transparent 3-core cable (5-core with dimmable version) and round ceiling-rose
- incl. end-caps in anodised aluminium with 2 counter sunk screws
- supplied as 2 length of profile
- contact Zaneen for article-no. for dimmable units



SUSPENDED LIGHT

length mm	version T5	upstairs open art.-no.	DALI dimmable* art.-no.	1-10V dim.* art.-no.
2200	2 x 2 x 39W HO	L3123600		
☼2800	2 x 2 x 54W HO	L3123900	L3124100	L3124000
3400	2 x 2 x 35W	L3124200	L3124400	

☼: dimming options available in 28W.











VOLKSBANK Kufstein; Architect: Dipl.-Ing. Andreas Orgler



VOLKSBANK Kufstein; Architect: Dipl.-Ing. Andreas Orgler



BAGUETTE Götzens; Light planning: Helmut Siebenförcher, Architects: Wolfgang Pöschl, Thomas Thum (Tatanka GmbH., Mils)

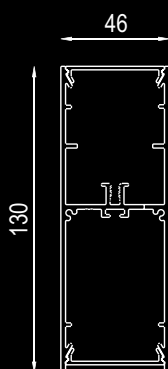


ANWALTSKANZLEI ORGLER Innsbruck, Architect: Andreas Orgler

H_xO SYSTEM

H_xO PROFILE /m
art.-no. L3107100

H_xO PROFILE /m
with black
cap-profile
art.-no. L310710B



H_xO

- suspended profile
- H-shaped clear anodised extruded aluminium
- to fit with T5 lamps and 12V spotlights
- accessories please order separately (end-caps, suspension cable and couplers)
- optional: with black cap-profile
(therefore add the colour-code »B« at the end of article-number)
- contact Zaneen for article-no. for dimmable units

LIGHT INSERTS for profile down-side incl. diffuser (indirect)

EVG

art.-no.	DALI dim.	1-10V dim.	lamp	U / f	length (insert)
L3933400	☼☼☼	☼☼☼	1xT5 -24W HO	120V-60Hz	625mm
L3933700			1xT5 -39W HO	120V-60Hz	925mm
☼ L3934000	L3934200	L3934100	1xT5 -54W HO	120V-60Hz	1225mm
L3934300	L3934500		1xT5 -35W	120V-60Hz	1525mm

LIGHT INSERTS for profile down-side incl. diffuser (direct)

EVG

art.-no.	DALI dim.	1-10V dim.	lamp	U / f	length (insert)
L3615400			1xT5 -39W HO	120V-60Hz	875mm
☼ L3616000	L3616200	L3616100	1xT5 -54W HO	120V-60Hz	1175mm
L3616600	L3616800		1xT5 -35W	120V-60Hz	1475mm

LIGHT INSERTS for profile down-side incl. diffuser (indirect)

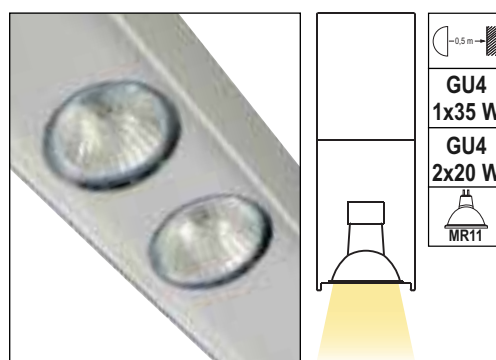
EVG

art.-no.	DALI dim.	1-10V dim.	lamp	U / f	length (insert)
L3615700			1xT5 -39W HO	120V-60Hz	875/788mm
☼ L3616300	L3616500	L3616400	1xT5 -54W HO	120V-60Hz	1175/1088mm
L3616900	L3617100		1xT5 -35W	120V-60Hz	1475/1388mm

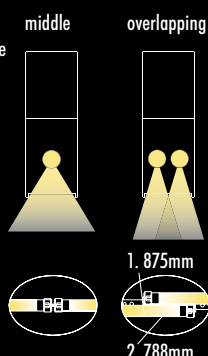
- ☼: dimming options available in 28W.
- ☼☼☼: dimming options available in 14W.

12V-INSERTS

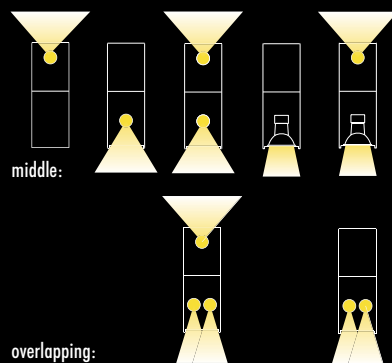
- 1-piece length: 225mm art.-no.: L39006 - 1 x 35W MR11
- 2-piece length: 275mm art.-no.: L39007 - 2 x 20W MR11



*) To calculate the overall length of the system the first (1.) insert will use the »middle-length« (e.g. 875mm) for the following insert (2.) use the »overlapping length« (e.g. 788mm).



POSSIBILITIES with H_xO:
Please contact us!



COLOURED LIGHT can be reached by using »ColourTubes« (refer to page 111)!

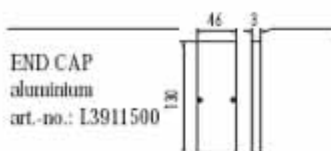




H_xO - SYSTEM ACCESSORIES




ACCESSORIES for profile:



END CAP
aluminium
art.-no.: L3911500

COUPLER
art.-no.: L3901200



CORNER COUPLER
90°: art.-no. L3911300

CORNER COUPLER
any required angle: art.-no. L3911400

SUSPENSION CABLE
length: 2000mm
art.-no.: L3911700



SUSPENSION CABLE
length: 6000mm
art.-no.: L3911600



POWER FEED H_xO transparent
art.-no.: L3901300 / 3 x 0,75mm²
art.-no.: L3901500 / 4 x 0,75mm²
art.-no.: L3901400 / 5 x 0,75mm²



POWER FEED H_xO transparent
art.-no.: L3901600 / 3 x 0,75mm²
art.-no.: L3901800 / 4 x 0,75mm²
art.-no.: L3901700 / 5 x 0,75mm²





H_xO CONTROL



H_xO complete single-light

- suspended light with direct, indirect or direct/indirect distribution
- H-shaped clear anodised extruded aluminium
- indirect light distribution with T5-lamps, direct light distribution with 12V-spotlights
- incl. suspension 2 x 2000mm steel cables with quick-release fastener
- incl. transparent 4-core cable and round ceiling rose
- incl. end-caps in anodised aluminium with 2 counter sunk screws
- integral control gear
- optional for indirect-light: ColourTubes for T5-lamps (page 111)
- optional: with black cap-profile
(therefore please add the colour-code »B« at the end of art.-no.)
- contact Zaneen for article-no. for dimmable units



art.-no.	length	version
☼ L3140800	1200mm	1 x 54W T5 HO + 3 x 35W 12V /MR11
☼ L314080B	1200mm	1 x 54W T5 HO + 3 x 35W 12V /MR11
L3140900	1500mm	1 x 35W T5 + 4 x 35W 12V /MR11
L314090B	1500mm	1 x 35W T5 + 4 x 35W 12V /MR11

☼: dimming options available in 28W.





HOTEL FÜRSTENHAUS Pertisau/Achensee; Architect: Dipl.-Ing. Martin Aufschnaiter



HOTEL FÜRSTENHAUS Portisau/Achensee; Architect: Dipl.-Ing. Martin Aufschneider



JACK-POINT

INSERTS

FOR PROFILE-SYSTEMS

SPOTLIGHTS

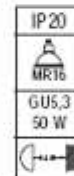
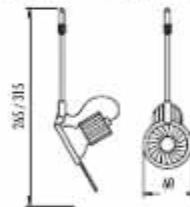
- 12 V
- silver
- aluminium die-cast
- rotation: 355°
- spotlight-head adjustable 90°



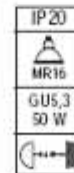
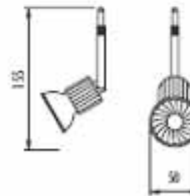
KELDON

length of stem:

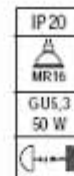
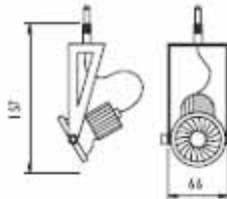
- 150 mm art.-no. L3935100
- 200 mm art.-no. L3935200



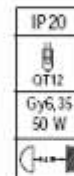
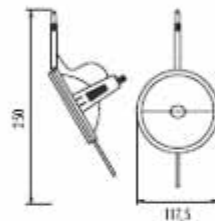
THANA art.-no. L3934900



TUVOK art.-no. L3935000



HAWK art.-no. L3935300



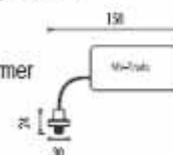
RECESSED CONTACT POINT



1-lamp art.-no. L3908300

- steel, silver
- max. 50W, 120-12 V
- Ø 24mm

excl. transformer





NEVER ENDING

surface-profile

Out Of Control	300
Accessories	302
Colour	304
Control	308
The Profiler	312
Identity	314





Surface profile supplied as single-lights or as modular system.

NeverEnding »Control« single lights are supplied with all accessories. Specify these pre-configured systems for fast design and installation.

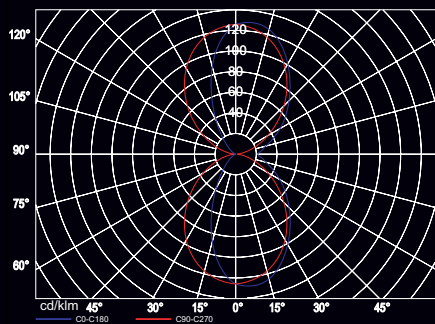
Alternatively with NeverEnding »Out Of Control« all components, accessories and inserts can be ordered separately to give infinite design possibilities.



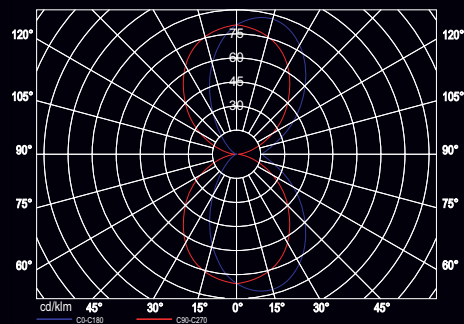




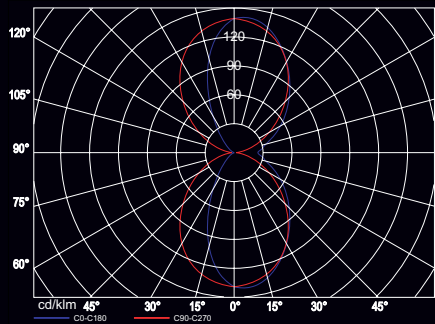
1 x 24W ▶



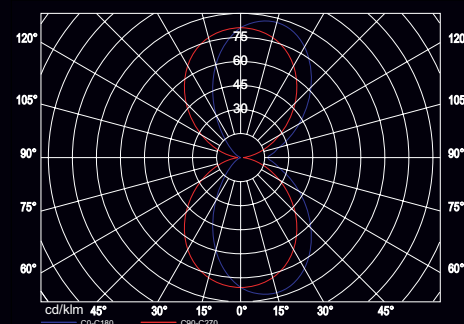
◀ 1 x 54W



2 x 24W ▶



◀ 2 x 54W







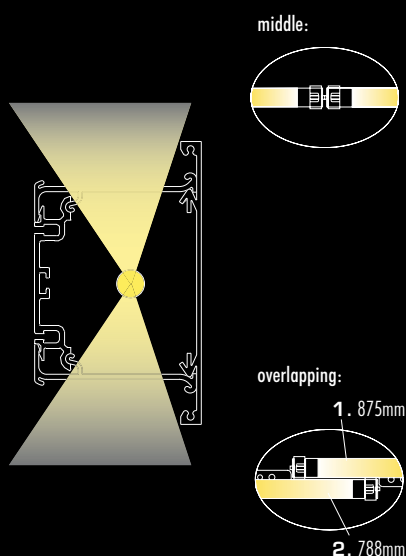
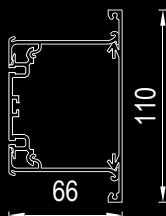
Apartment house »Rudolf Geiger« - Reith by Seefeld; Architect: Alexander Meissl





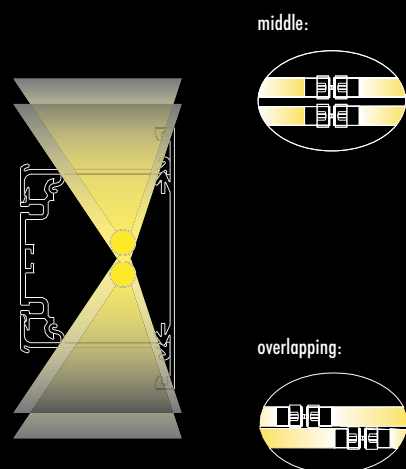


art.-no. L3300000/per m



**To calculate the overall length of the system the first [1.] insert will use the middle-length [e.g. 875mm].

For the following insert [2.] use the overlapping length [e.g. 788mm].



T5	IP20	120V 60Hz
----	------	--------------

PROFILE FOR INDIVIDUAL COMPOSITION

- direct / indirect distribution
- basic- and cover-profile of clear anodised extruded aluminium
- plexiglas diffuser parts: Frosted opal Perspex
- simple assembly
- coloured light possible by using ColourTubes and/or ColourStripes (see page 304/305)
- assembly with 12V-inserts possible
- diverse millings possible (see CONTROL IDENTITY - page 254)
- contact Zaneen for article-no. for dimmable units

LIGHT INSERT: 1-lamp

art.-no.	DALI dim.	1-10V dim.	lamp	U / f	length (insert)
L3921300	☼☼☼	☼☼☼	1xT5 -24W HO	120V-60Hz	575mm
L3921600			1xT5 -39W HO	120V-60Hz	875mm
☼ L3922200	L3922400	L3922300	1xT5 -54W HO	120V-60Hz	1175mm
L3923100	☼☼		1xT5 -80W HO	120V-60Hz	1475mm

LIGHT INSERT: 1-lamp

art.-no.	DALI dim.	1-10V dim.	lamp	U / f	length middle / overlap.**
L3921900			1xT5 -39W HO	120V-60Hz	875 / 788mm
☼ L3922500	L3922700	L3922600	1xT5 -54W HO	120V-60Hz	1175 / 1088mm
L3923400	☼☼		1xT5 -80W HO	120V-60Hz	1475 / 1388mm

- ☼: dimming options available in 28W.
- ☼☼: dimming options available in 35W.
- ☼☼☼: dimming options available in 14W.

LIGHT INSERT: 2-lamps

art.-no.	DALI dim.	1-10V dim.	lamp	U / f	length (insert)
L3924300	☼☼☼	☼☼☼	2xT5 -24W HO	120V-60Hz	575mm
L3924700			2xT5 -39W HO	120V-60Hz	875mm
☼ L3925300	L3925500	L3925400	2xT5 -54W HO	120V-60Hz	1175mm
L3926200	L3926400		2xT5 -35W	120V-60Hz	1475mm

LIGHT INSERT: 2-lamps

art.-no.	DALI dim.	1-10V dim.	lamp	U / f	length middle / overlap.**
L3925000			2xT5 -39W HO	120V-60Hz	955 / 788mm
☼ L3925600	L3925800	L3925700	2xT5 -54W HO	120V-60Hz	1255 / 1175mm
L3926500	L3926700		2xT5 -35W	120V-60Hz	1555 / 1475mm



ACCESSORIES



END CAP

110 x 66 x 8mm (HxLxD) art.-no. L3913300

POWER FEED

3 x 0,75mm art.-no. L3901300

for Y-suspension cable

5 x 0,75mm art.-no. L3901400

SUSPENSION CABLE

art.-no. L3906600

Y-SUSPENSION CABLE

art.-no. L3907700



EXTERIOR ANGLE

90°: art.-no. L3912800


custom-made: art.-no. L3912900



INTERIOR ANGLE

90°: art.-no. L3913000

custom-made: art.-no. L3913100



IP20
GU4
12V 35W
MRTT

12V-INSERTS

incl. transformer

1-piece: L=280mm art.-no. L3900600

2-pieces: L=350mm art.-no. L3900700



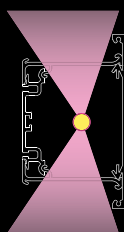





COLOUR TUBES

to slide on T16-lamps for simultaneous direct & indirect coloured light

	549mm	849mm	1149mm	1449mm
for:	14 + 24W	21 + 39W	28 + 54W	35 + 80W
colour	art.-no.	art.-no.	art.-no.	art.-no.
RED	L3910600	L3913400	L3901900	L3903600
YELLOW	L3910700	L3913500	L3902000	L3903700
GREEN	L3910800	L3913600	L3902100	L3903800
BLUE	L3910900	L3913700	L3902200	L3903900
PINK	L3911000	L3913800	L3902300	L3904000
PURPLE	L3911100	L3913900	L3902400	L3904100
ORANGE	L3911200	L3914000	L3902500	L3904200



ATTENTION: Because of a development of heat ColourTubes are suitable for 1lamp inserts only.




COLOUR STRIPES

59mm wide acrylic inserts for unidirectional coloured light

	length:	583mm	883mm	1183mm	1483mm
	RED	L3911800	L3914100	L3902600	L3904300
	YELLOW	L3911900	L3914200	L3902700	L3904400
	GREEN	L3912000	L3914300	L3902800	L3904500
	BLUE	L3912100	L3914400	L3902900	L3904600
	ORANGE	L3912400	L3914700	L3903200	L3904900
	OPAQUE*	L3912500	L3914800	L3903300	L3905000

* covered trough light-impervious aluminium-coating

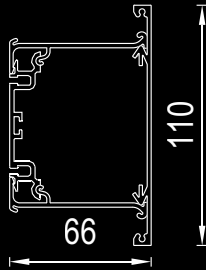


unit-package: 1 piece





NEVER ENDING CONTROL SINGLE LIGHTS



COMPLETE SINGLE-LIGHTS WITH T16-INSERT

- surfaced mounted light with direct and indirect light distribution
- clear anodised extruded aluminium
- incl. end-caps with mounting-spring
- T5 fluorescent insert
- simple installation
- coloured light possible by using ColourTubes and/or ColourStripes (see page 244/245)
- diverse milling possible on the front-side of the profile (see IDENTITY - page 254)
- optional: light slot on the front-side (see THE PROFILER - page 252)

120V 60Hz	IP20	T5
--------------	------	----

1-LAMP:

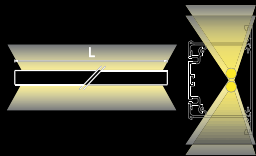
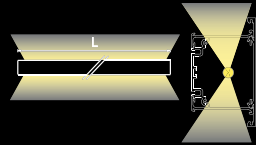
art.-no.	DALI-dimmable	D1-10-dimmable	wattage		lamp	length*
L3300100	☼☼☼	☼☼☼	1 x 24W HO		T5	600mm
L3300700			1 x 39W HO		T5	900mm
☼ L3301300	L3301500	L3301400	1 x 54W HO		T5	1200mm
L3301900	☼☼		1 x 80W HO		T5	1500mm

2-LAMPS:

art.-no.	DALI-dimmable	D1-10-dimmable	wattage		lamp	length*
L3303400			2 x 39W HO		T5	900mm
☼ L3304900	L3305100	L3305000	2 x 54W HO		T5	1200mm
L3305500	L3305700		2 x 35W		T5	1500mm

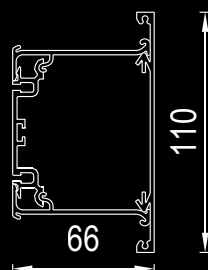
*) length incl. end-caps

- ☼: dimming options available in 28W.
 ☼☼: dimming options available in 35W.
 ☼☼☼: dimming options available in 14W.





NEVER ENDING CONTROL TWIN LIGHTS



COMPLETE SINGLE LIGHT WITH T5-INSERT

- surfaced mounted light with direct and indirect light distribution
- clear anodised extruded aluminium
- incl. end-caps with mounting-spring
- T5 fluorescent insert
- simple installation
- coloured light possible by using ColourTubes and/or ColourStripes (see page 244/245)
- diverse milling possible on the front-side of the profile (see IDENTITY - page 254)
- optional: light slot on the front-side (see THE PROFILER - page 252)
- contact Zaneen for article-no. for dimmable units

T5	IP20	120V 60Hz
----	------	--------------

1-LAMP:

overlapping lamp holder for continuous band of light

art.-no.	DALI-dimmable	D1-10-dimmable	wattage		lamp	length*
L3302500			2 x 1 x 39W HO		T5	1700mm
☼ L3302800	L3303000	L3302900	2 x 1 x 54W HO		T5	2300mm
L3303100	☼ ☼		2 x 1 x 80W HO		T5	2900mm

2-LAMPS:

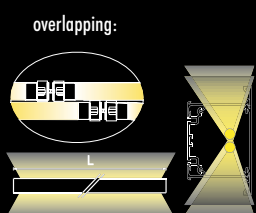
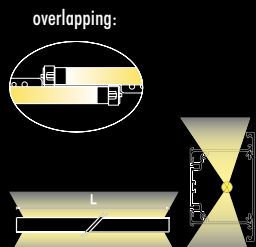
overlapping lamp holder for continuous band of light

art.-no.	DALI-dimmable	D1-10-dimmable	wattage		lamp	length*
L3304000			2 x 2 x 39W HO		T5	1850mm
☼ L3304300	L3304500	L3304400	2 x 2 x 54W HO		T5	2450mm
L3304600	L3304800		2 x 2 x 35W		T5	3050mm


☼: dimming options available in 28W.

☼☼: dimming options available in 35W.

*) length incl. end-caps







The CONTROL variation
THE PROFILER -
 the profile with a view.
 30mm wide light-slots
 feature PMMA opal
 diffusers - coloured
 versions available too
 (see page 245) .



COMPLETE SINGLE LIGHTS WITH LIGHT-SLOT AND T5-INSERT

- surfaced mounted light with direct and indirect light distribution
- clear anodised extruded aluminium
- incl. opal PMMA-diffuser
- incl. end-caps with mounting-spring
- T5 fluorescent insert
- simple installation
- coloured light possible by using ColourTubes and/or ColourStripes (see page 244/245)
- contact Zaneen for article-no. for dimmable units.

T5	IP20	120V 60Hz
----	------	--------------

1-LAMP

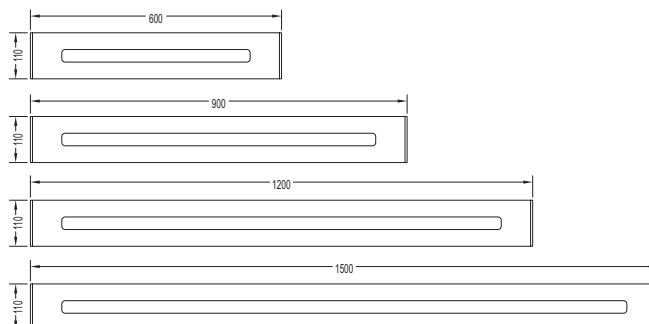
art.-no.	DALI-dimmable	D1-10-dimmable	wattage		lamp	length*
L3300400	☼☼☼	☼☼☼	1 x 24W HO		T5	600mm
L3301000			1 x 39W HO		T5	900mm
☼ L3301600	L3301800	L3301700	1 x 54W HO		T5	1200mm
L3302200	☼☼		1 x 80W HO		T5	1500mm

2-LAMPS

art.-no.	DALI-dimmable	D1-10-dimmable	wattage		lamp	length*
L3303700			2 x 39W HO		T5	900mm
☼ L3305200	L3305400	L3305300	2 x 54W HO		T5	1200mm
L3305800	L3306000		2 x 35W		T5	1500mm

☼: dimming options available in 28W.
 ☼☼: dimming options available in 35W.
 ☼☼☼: dimming options available in 14W.

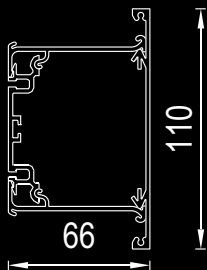
*) length incl. end-caps





NEVER ENDING

With NeverEnding
I D E N T I T Y
bespoke millings in the
profile feature opal
PMMA-diffusers -
coloured versions are
available to order.
This allows milled text
or signs, a logo for
example, to be lit with
corporate colours.



IDENTITY



NEVER ENDING IDENTITY

- milling in the front-side of the clear anodised extruded aluminium-profile
- incl. 3x opal PMMA-diffuser (upper-, lower- and front);
colour inserts optional (see page 245)
- maximum character height: 50mm
- characters like: »B«, »b«, »O«, »g«, »9«, etc. possible with help-base
- accepted master copy: DXF-file only
- for profiles up to max. 3000mm long

art.-no.: L3913200 /per character

ASSEMBLY

Instructions



NEVER ENDING

255

IDAHO suspended profile

257

IDAHO recessed profile

258

UTAH recessed profile

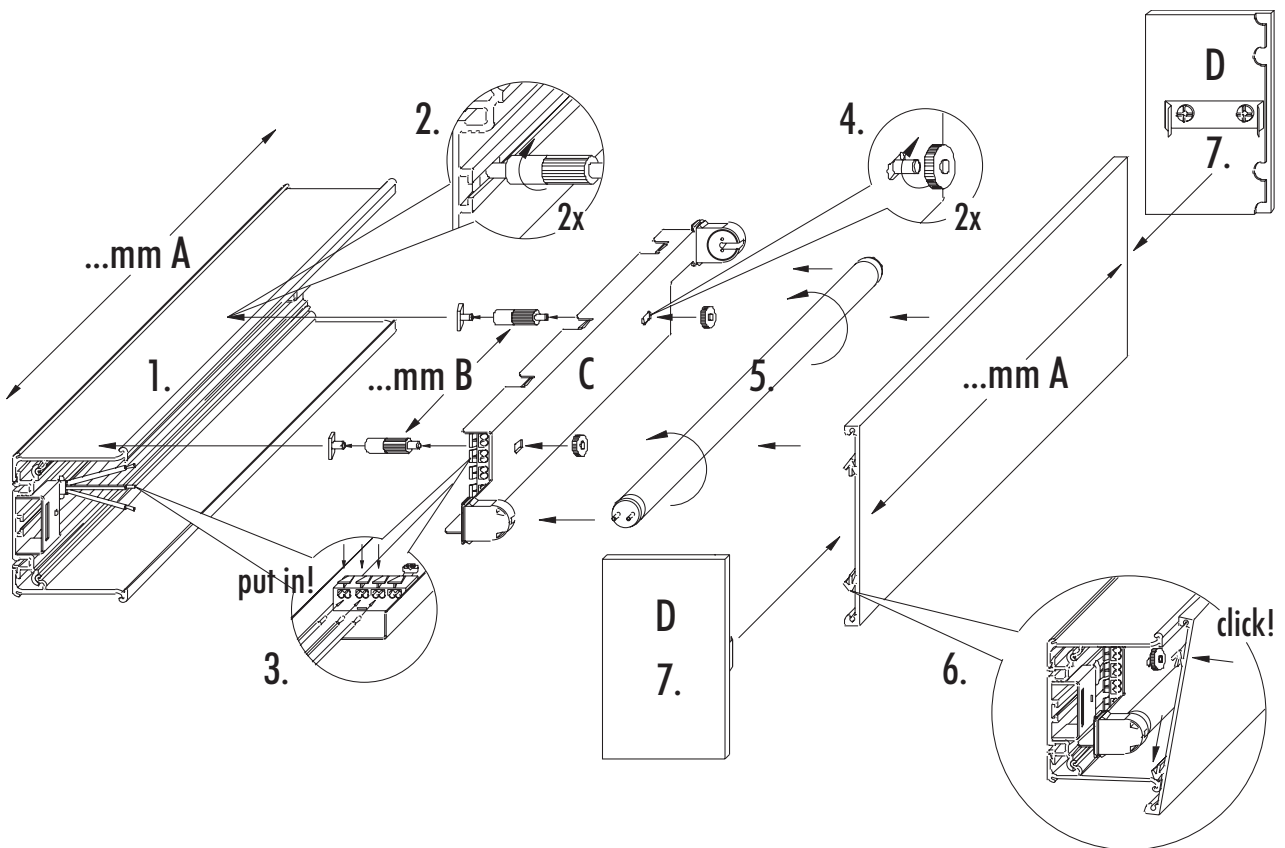
259

»NEVER ENDING«

ASSEMBLY INSTRUCTION

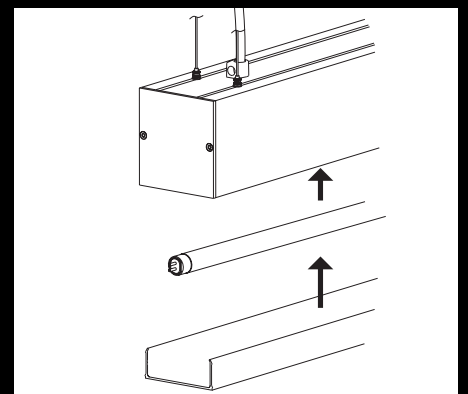
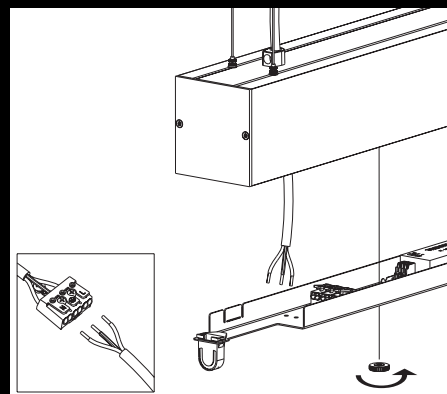
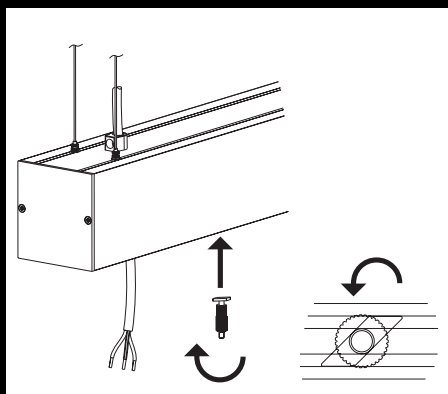
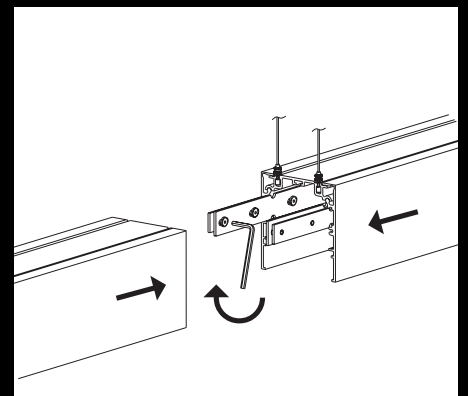
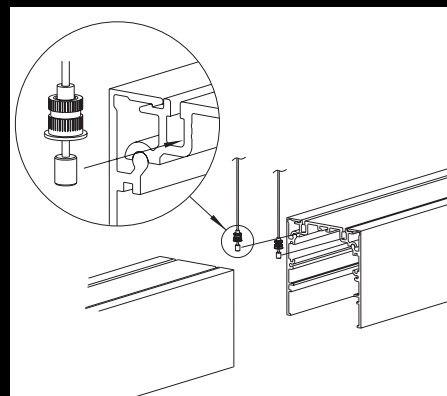
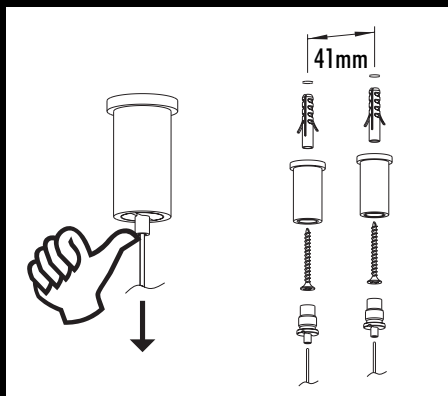
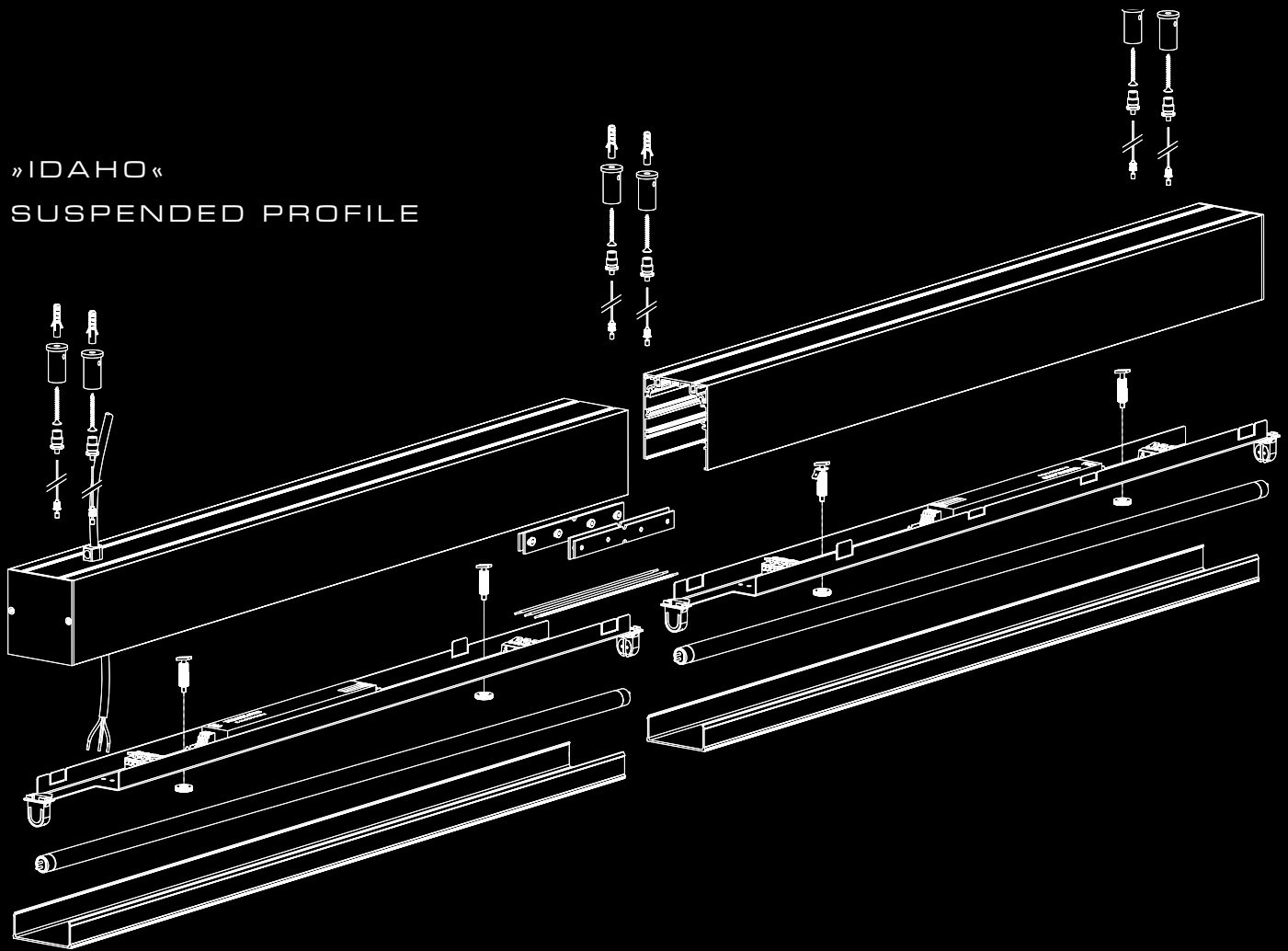
- A** ▷ length of luminaire back plate without end-caps profile/m incl. cover-profile
- B** ▷ setscrews for fastening the light-insert with correct spacing
- C** ▷ light-insert (Lamp Holder Assembly with Ballast)
- D** ▷ end-caps

1. assembling of the basic-profile.
2. position and install setscrews (B) according to the light-insert instructions (C).
3. connect cable to socket as per diagram.
4. attach light-insert to the setscrews and fix in place using knurled nuts.
5. insert fluorescent tube and secure by rotating 90°.
6. click on the cover-profile to close the luminaire.
7. the end-caps are pressed into the system via the use of mounting-springs.



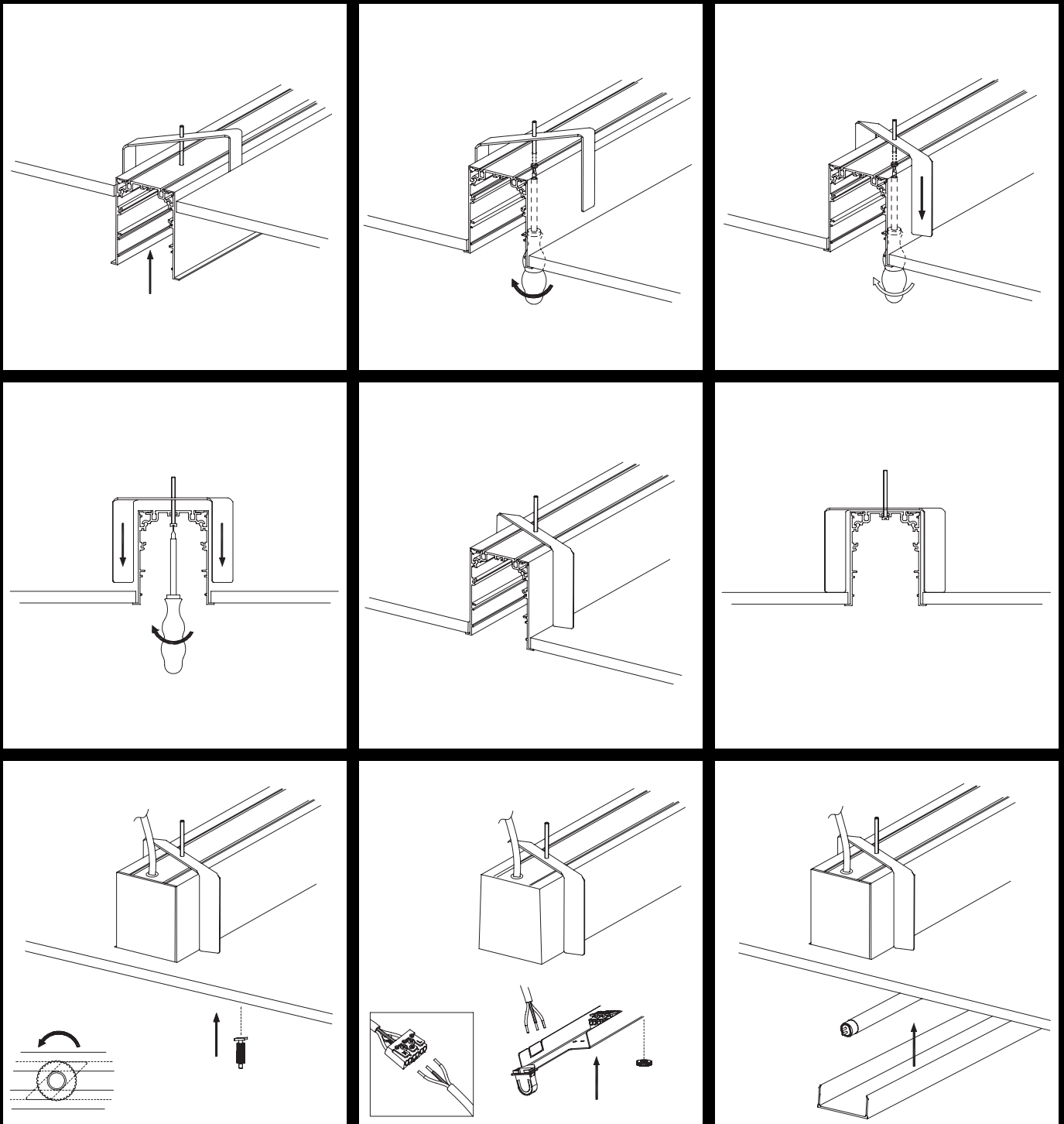
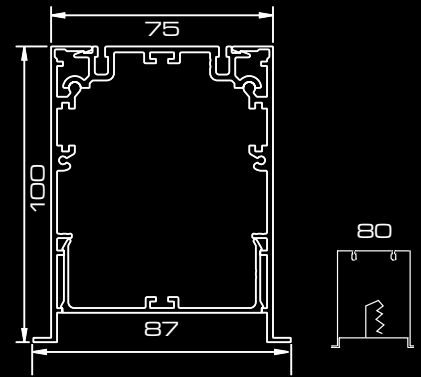
MOUNTING INSTRUCTION

»IDAHO« SUSPENDED PROFILE



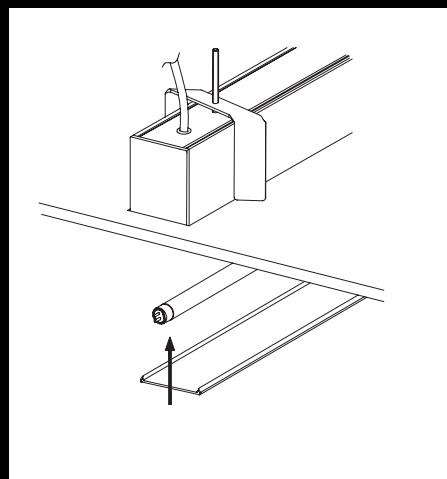
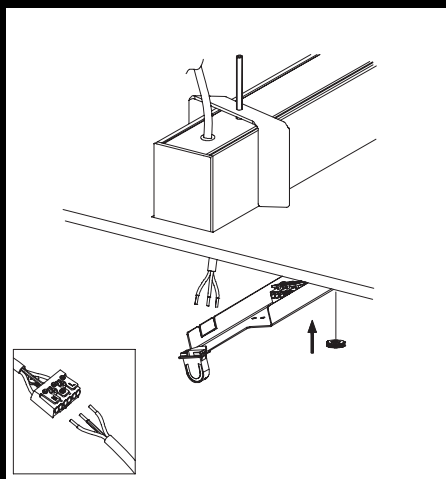
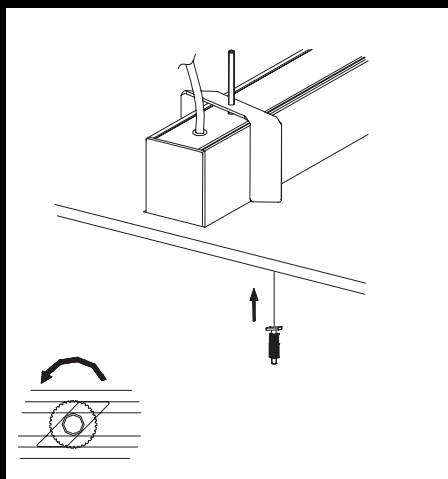
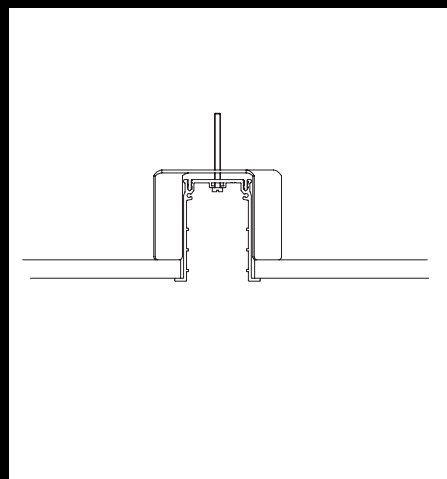
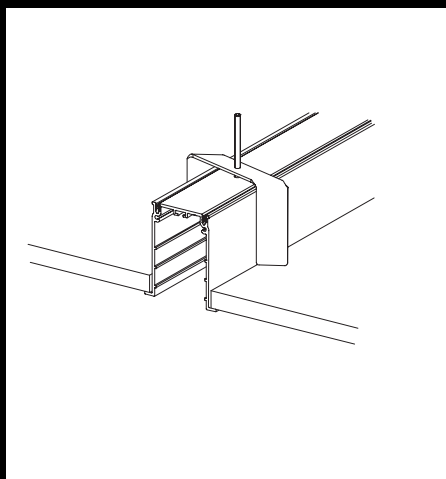
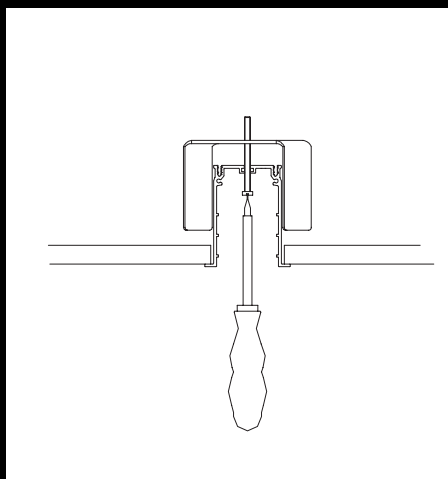
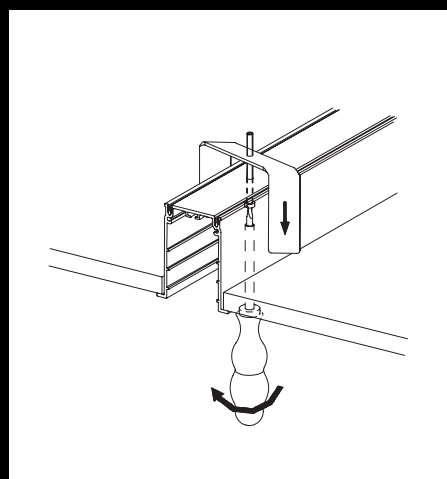
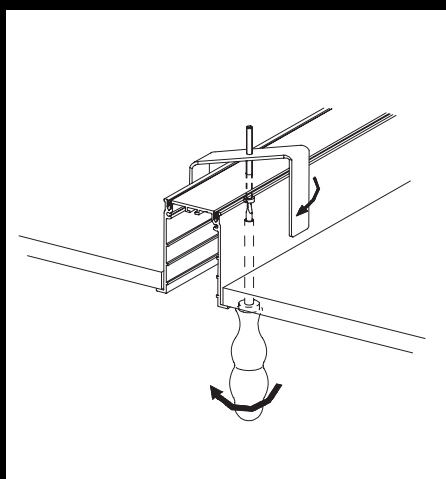
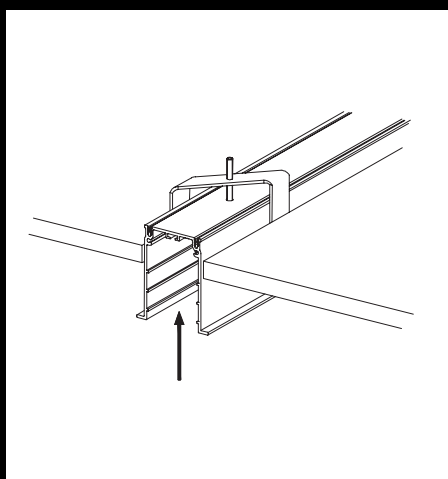
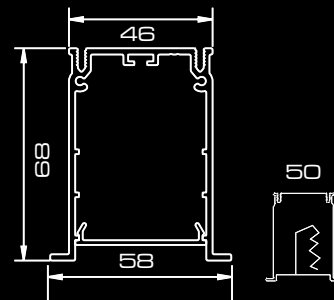
MOUNTING INSTRUCTION

»IDAHO«
RECESSED PROFILE



MOUNTING INSTRUCTION

»UTAH« RECESSED PROFILE



LEDRIX

modular LED
recessed downlight
system



Ledrix series

262

Ledrix accessories

272

260





LEDRIX:

The further development of Matrix-system,
Miniature edition.


High-tech in illuminant and surface.

The first modular-system on LED-basis.

With greatest flexibility and product depth.







LEDRIX

PLATES:

ten frame options for installation:



◀
SQUARE:
1, 2, 3 or 4-way version
long or quadratic format

▶
SEMI:
2, 3, 4 or 5-way version

◀
ROUND:
1-way



3 INSERTS

...with 6 colours of light:

- white
- warm white
- red
- blue
- green
- amber



◀
adjustable

▶
to relegate
anti-glare



◀
with diffuser



MOUNTING:



SIMPLE MOUNTING OF THE FRAME:
tool-free with mounting-spring system
ceiling thickness up to max. 30mm.

OPERATION:


SIMPLE ADJUSTMENT OF THE LEDRIX:
tool-free insertion of lighting insert and lamp change.
Due to the simple click-system, lighting inserts can be
adjusted in the mounting frame.

HOW TO ORDER

the LEDrix of your choice:



==

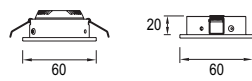


LEDRIX

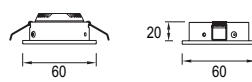
PLATES

■ material: brushed aluminum

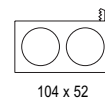
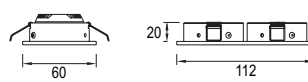
art.-no. L3631200
single
round



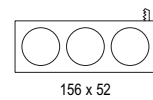
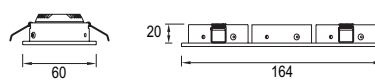
art.-no. L3631700
single
square



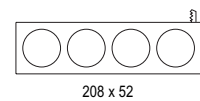
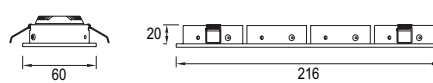
art.-no. L3631800
double
square



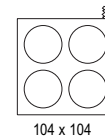
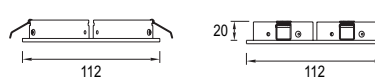
art.-no. L3631900
triple
square



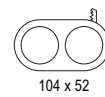
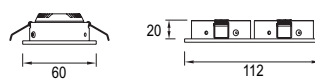
art.-no. L3632000
fourfold
long form



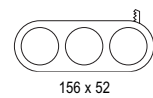
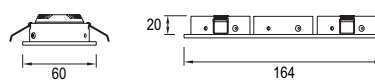
art.-no. L3632100
fourfold
quadratic form



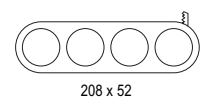
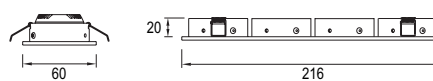
art.-no. L3631300
double
semi



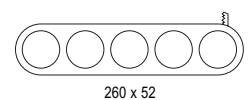
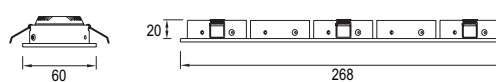
art.-no. L3631400
triple
semi



art.-no. L3631500
fourfold
semi



art.-no. L3631600
fivefold
semi



LEDRIX

INSERTS

- recessed downlight
- material: brushed aluminium
- essential drivers and extensions sold separately please refer to page 272/273

BASE LED INSERT click- and adjustable

Power LED 1W LUXEON
with plug and 30cm connecting cable
spot: 15°
▪ Please see page 268 for LED insert color options



tops to screw on:



STANDARD
art.-no.: L3927400



SCOUT
anti-glare
art.-no.: L3927500



PROTECTOR
anti-glare
art.-no.: L3927600



white



warm white



red



blue




green



amber


SECRET LED INSERT to relegate, anti-glare

Power LED 1W LUXEON
with plug and 30cm connecting cable
spot: 15°
▪ Please see page 268 for LED insert color options




DIFFUSER LED INSERT with satined glass

Power LED 1W LUXEON
with plug and 30cm connecting cable
spot: 15°
▪ Please see page 268 for LED insert color options



LEDRIX



BASE LED insert

- material: brushed aluminium
- recessed depth with frame 30mm
- click- (360°) and adjustable (45°)
- 3 different tops available in addition
- Power LED 1W LUXEON
- with plug and 30cm connecting cable

LED colour of light	SPOT article-no.
---------------------	------------------

white	L3928100
warm white	L3928200
red	L3928000
green	L3927900
blue	L3927800
amber	L3927700

please order separately:

TOPS: incl. 15° refractor	STANDARD art.-no.:	SCOUT art.-no.:	PROTECTOR art.-no.
------------------------------	-----------------------	--------------------	-----------------------

L3927400	L3927500	L3927600
----------	----------	----------




anti-glare anti-glare

Essential drivers and extensions sold separately.
Please refer to page 272/273.





LEDRIX




SECRET LED insert

- material: brushed aluminium
- recessed depth with frame 40mm
- mounted behind the ceiling
- anti-glare
- Power LED 1W LUXEON
- with plug and 30cm connecting-cable

<u>LED</u> <u>colour of light</u>	<u>SPOT 15°</u> <u>article-no.</u>
white	L3928700
warm white	L3928800
red	L3928600
green	L3928500
blue	L3928400
amber	L3928300

Essential drivers and extensions sold separately.
Please refer to page 272/273.

LEDRIX



DIFFUSER LED insert

- material: brushed aluminium
- recessed depth with frame 40mm
- with satined glass
- Power LED 1W
- with plug and 30cm connecting-cable

LED	SPOT 15°
<u>colour of light</u>	<u>article-no.</u>

white	L3929300
warm white	L3929400
red	L3929200
green	L3929100
blue	L3929000
amber	L3928900

Essential drivers and extensions sold separately.
Please refer to page 272/273.

LEDRIX ACCESSORIES

LED-DRIVER:

- universal LED operator gear
- for mains voltage: 100V-240V 50-60Hz
- protection rating: II
- constant output current: 350mA DC
- safety switch-offs: protection against short-circuit and overload
- PC-housing
- strain relief included
- Please call ZANEEN for further information

9W: art.-no. L3939200

20W: art.-no. L3939300

LED-EXTENSIONS: TWOFOLD

1m: art.-no. L3937700

2m: art.-no. L3937800

3m: art.-no. L3937900



THREEFOLD

1m: art.-no. L3938000

2m: art.-no. L3938100

3m: art.-no. L3938200



SIXFOLD

1m: art.-no. L3938300

3m: art.-no. L3938400

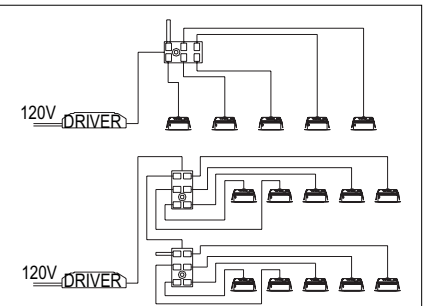
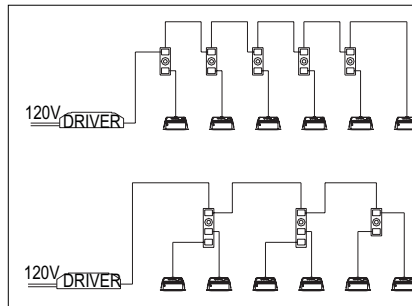
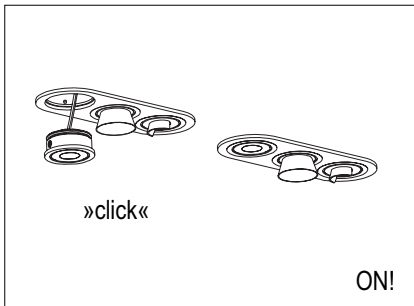
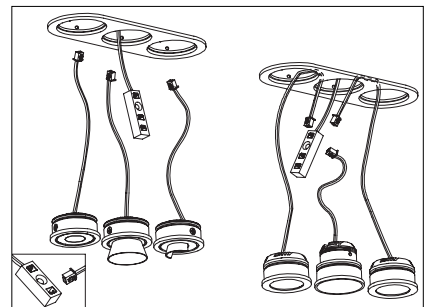
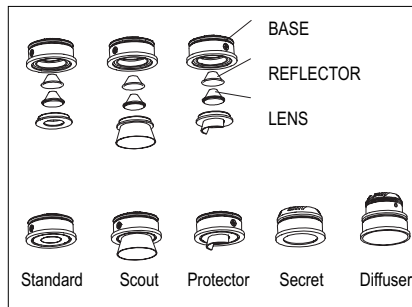
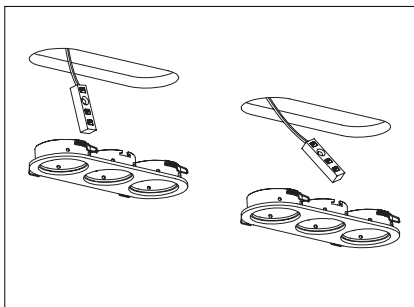
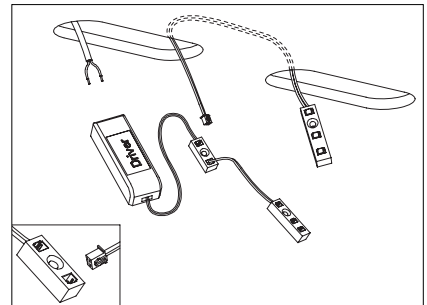
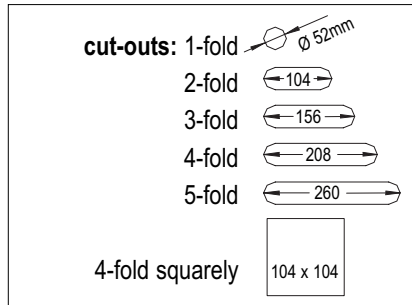
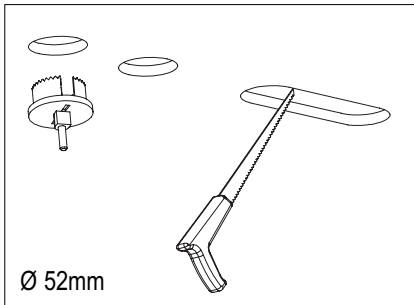


JUMPER

art.-no. L3938500



LEDRIX ACCESSORIES



CAUTION: Power must be turned off before plugging or unplugging LED.
All plug-in positions have to be glazed – if not a L3938500 (jumper) has to be used!


■ maximum number of units determined by LED color option chosen



PROLICHT Götzens, Lounge



PROLICHT Götzens, Entree





KARDANIC

kardanik suspension-,
recessed- & surface
mounted ceiling lights

Kardanik In

280

Kardanik Box

290





POLO JEANS CO.
RALPH LAUREN

EIN

www.einwaller



design: Kim Newland
Toronto

KARDANIC = TECHNICALLY PURE!

Multidirectional recessed and surface mounted lights.

The combination of AR111 and HID in the recessed version offers infinite flexibility.

AR111 surface version with integral electronic transformer.





KARDANIC IN

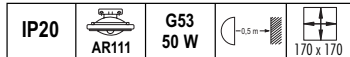
KARDANIC IN

- recessed kardanic lighting system
- steel frame painted silver
- inner part painted black
- multidirectional adjustable spots
- square and long form
- available with AR111 and/or HID
- each spotlight with terminal clamp
- optional 39W HID G12 available, contact Zaneen

SINGLE

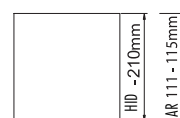
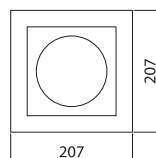
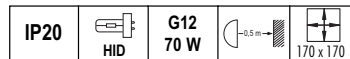
1 x AR111

art.-no. L3634700



1 x CDM-T

art.-no. L3634000

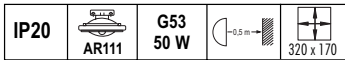


KARDANIC IN

DOUBLE

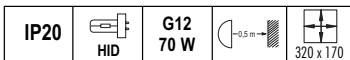
2 x AR111

art.-no. L3634800




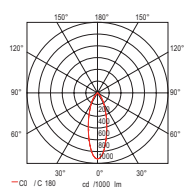
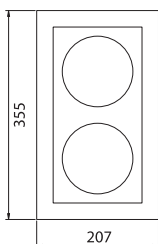
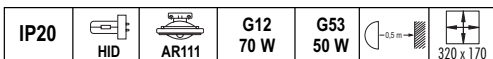
2 x HID

art.-no. L3634100



1 x HID + 1 x AR111

art.-no. L3634400



KARDANIC IN

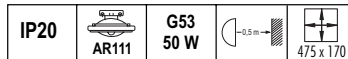
KARDANIC IN

- recessed kardanic lighting system
- steel frame painted silver
- inner part painted black
- multidirectional adjustable spots
- square and long form
- available with AR111 and/or HID
- single, double or triple

TRIPLE

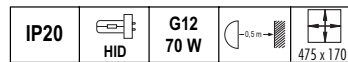
3 x AR111

art.-no. L3634900



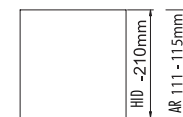
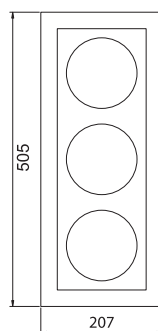
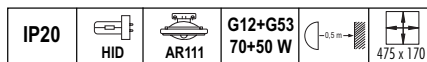
3 x HID

art.-no. L3634200

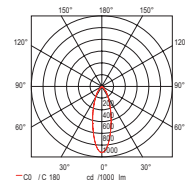


1 x HID + 2 x AR111

art.-no. L3634500



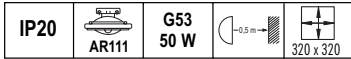
HID-spotlight



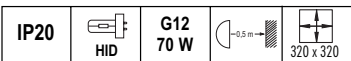
KARDANIC IN

QUAD

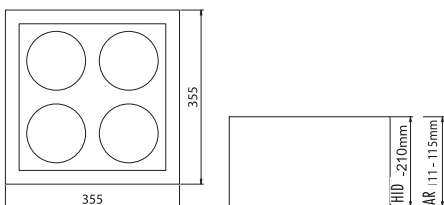
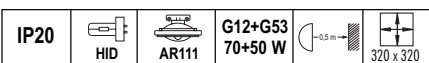
4 x AR111 art.-no. L3635000



4 x HID art.-no. L3634300



2 x HID + 2 x AR111 art.-no. L3634600





SPARKASSE IMST, Sparkassenplatz 1, 6440 Imst; SOM Sparkasse Objekt Management: Dipl. Ing. Wolf Lindner



SPARKASSE IMST, Sparkassenplatz 1, 6440 Imst; SOM Sparkasse Objekt Management: Dipl. Ing. Wolf Lindner



KLEIDER BAUER Innsbruck; Light planning: Johannes Jungel-Schmid



KLEIDER BAUER Innsbruck; Light planning: Johannes Jungel-Schmid

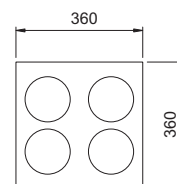
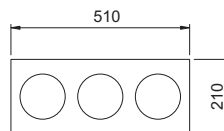
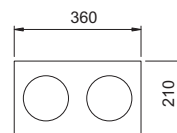
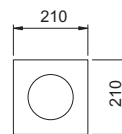
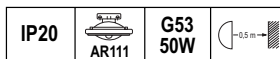
KARDANIC BOX - SURFACE



KARDANIC BOX

- surface mounted kardanik lighting-system
- aluminium and steel
- box: black or aluminium powder-coated, core: black
- integral electronic transformer

version	silver art.-no.	black art.-no.
1 x 50W	L321700S	L321700B
2 x 50W	L321710S	L321710B
3 x 50W	L321720S	L321720B
4 x 50W	L321730S	L321730B





KARDANIC BOX SURFACE



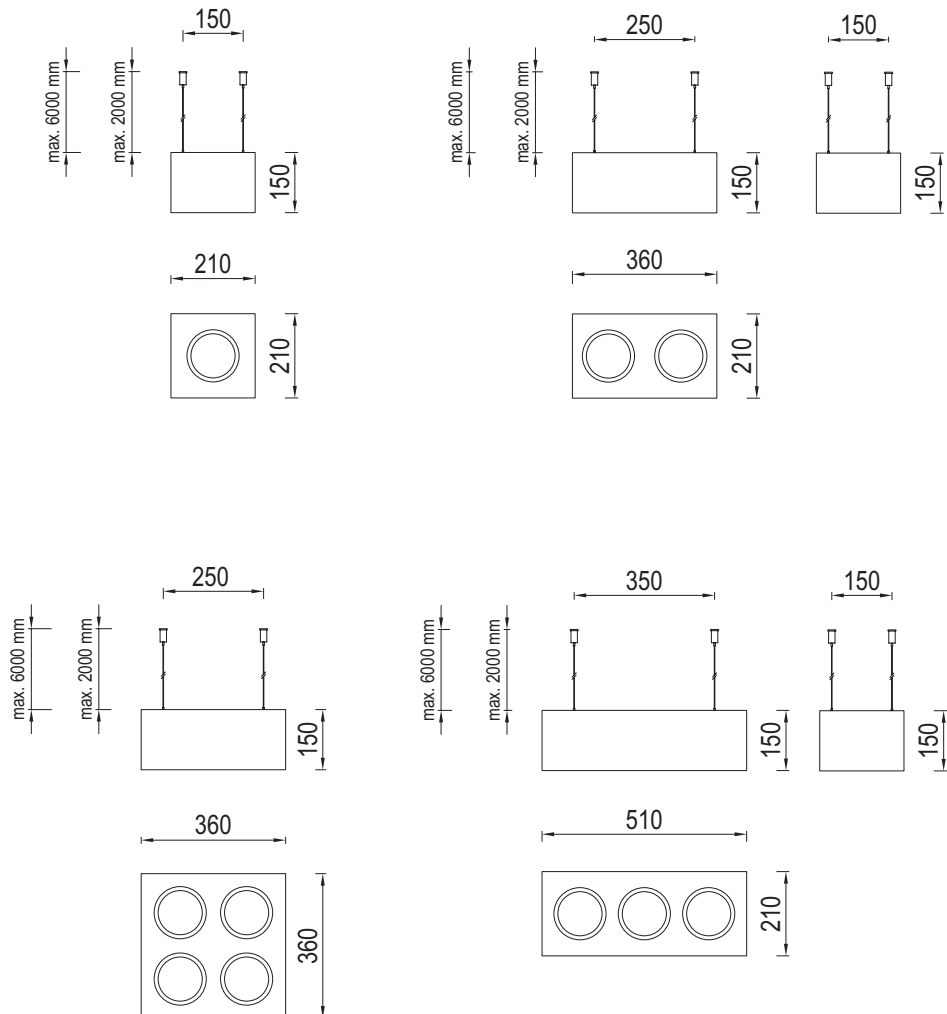


KARDANIC BOX - SUSPENSION

KARDANIC BOX SUSPENSION-SET

- 4 x suspension (à 2000 or 6000mm) with quick-release fastener
- incl. transparent power-feed with transparent cable
- incl. ceiling rose

2000mm:	4 x 0,75mm ²	art.-no. L3141100
	5 x 0,75mm ²	art.-no. L3141000
6000mm:	4 x 0,75mm ²	art.-no. L3141300
	5 x 0,75mm ²	art.-no. L3141200







BAGUETTE Götzens; Light planning: Helmut Siebenföcher, Architects: Wolfgang Pöschl, Thomas Thum (Tatanka GmbH, Mils)



BAGUETTE Götzens; Light planning: Helmut Siebenförcher, Architects: Wolfgang Pöschl, Thomas Thum (Tatanka GmbH. Mils)

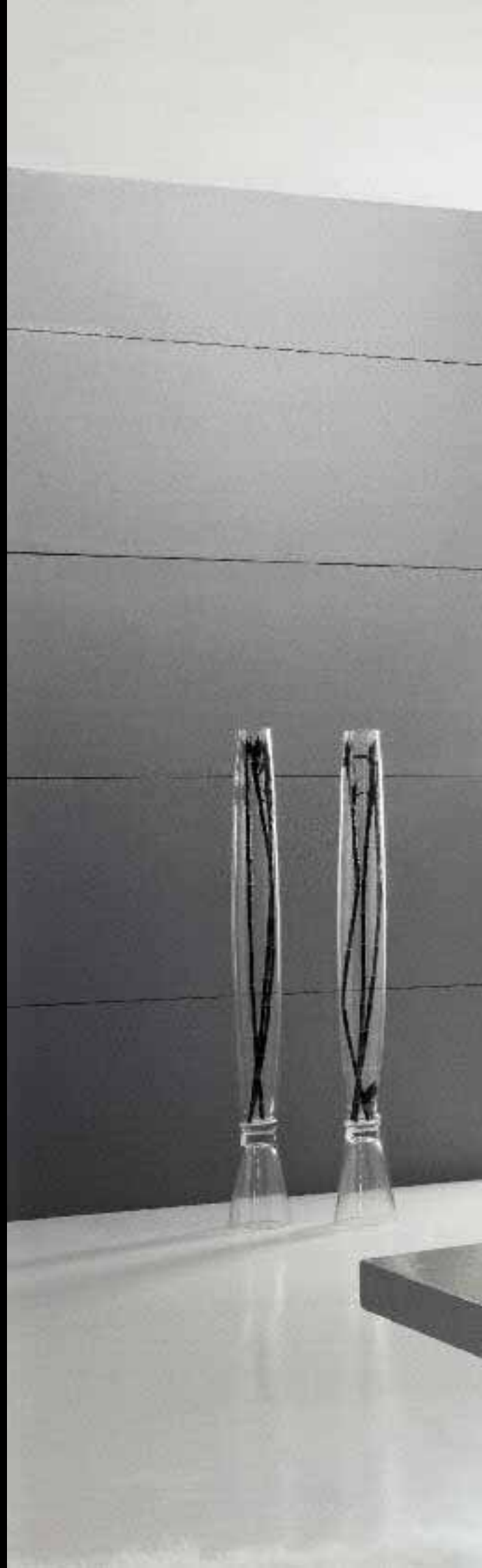
FYFD

recessed wall lights

DIVER _____ 302

CRAZY, SENSUS _____ 308

BOOGY & WOOGY wall _____ 312







LIGHT COMES OUT OF THE WALL!

Light sources are hidden in the wall and covered with satin glass.

Satin ribbed reflectors gently reflect light into the room.



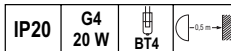


FYFD - RECESSED WALL LIGHTS



DIVER

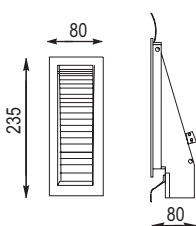
- recessed wall light, 12V
- material: aluminium
- reflector: satin ribbed
- cover of lighting source: satin glass
- transformer not included



cut-out dimensions for hollow walls without any extra accessories and plaster-kit with housing for brick walls please refer to page 314

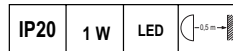
Diver Small

art.-no. L3307700



DIVER LED

- recessed wall light, 1W LED
- material: aluminium
- reflector: satin ribbed
- cover of lighting source: satin glass
- driver not included
- for LED driver please refer to page 272.



Diver Small LED

art.-no.

L3308200 for white

L3308300 for warm white

L3308100 for red

L3307900 for blue

L3308000 for green

L3307800 for amber

Diver 4 LED

art.-no.

L3307500 for white

L3307600 for warm white

L3307400 for red

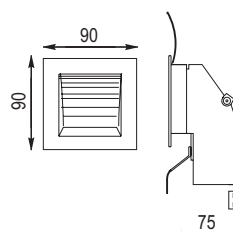
L3307200 for blue

L3307300 for green

L3307100 for amber

Diver 4

art.-no. L3307000



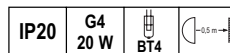


FYFD - RECESSED WALL LIGHTS



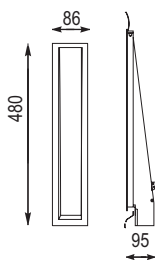
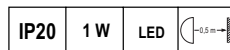
Diver Long

- recessed wall light, 12V
 - material: aluminium
 - reflector: satin
 - cover of lighting source: satin glass
 - transformer not included
- art-no. L3310500



Diver Long LED

- recessed wall light, 1W LED
- material: aluminium
- reflector: satin
- cover of lighting source: satin glass
- driver not included
- for LED driver please refer to page 272.



cut-out dimensions for hollow walls without any extra accessories and plaster-kit with housing for brick walls please refer to page 314



Diver Long LED

art.-no.

- L3311000 for white
- L3311100 for warm white
- L3310900 for red
- L3310700 for blue
- L3310800 for green
- L3310600 for amber

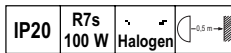


FYFD - RECESSED WALL LIGHTS



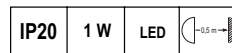
Diver New

- recessed wall light, 120V
- material: aluminium
- reflector: satin ribbed
- cover of lighting source: satin glass



Diver New LED

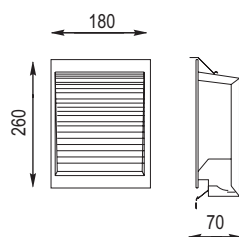
- recessed wall light, 2W LED
- material: aluminium
- reflector: satin ribbed
- cover of lighting source: satin glass
- driver not included
- for LED driver please refer to page 272.



cut-out dimensions for hollow walls without any extra accessories and plaster-kit with housing for brick walls please refer to page 314

Diver New

art.-no. L3306300



Diver New LED

art.-no.

- L3306800 for white
- L3306900 for warm white
- L3306700 for red
- L3306500 for blue
- L3306600 for green
- L3306400 for amber



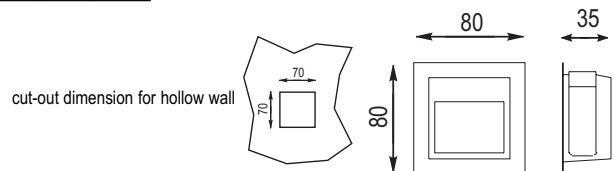
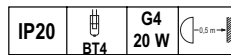
FYFD - RECESSED WALL LIGHTS



SENSUS

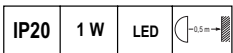
- recessed wall light, 12V
- material: aluminium
- high gloss reflector
- driver not included







art.-no. L3633300



CRAZY LED

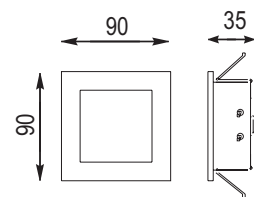
- recessed wall light, 1W LED
- material: aluminium
- satine glass
- driver not included
- for LED driver please refer to page 272.



	Crazy LED	Crazy Prison LED	Crazy Sexy LED	
	art.-no.	art.-no.	art.-no.	
	for white	L3308900	L3309600	L3310300
	for warm white	L3309000	L3309700	L3310400
	for red	L3308800	L3309500	L3310200
	for blue	L3308600	L3309300	L3310000
	for green	L3308700	L3309400	L3310100
	for amber	L3308500	L3309200	L3309900

CRAZY

- recessed wall light, 12V
- material: aluminium
- satined glass
- transformer not included



Crazy

art.-no. L3308400



Crazy Prison

art.-no. L3309100



Crazy Sexy

art.-no. L3309800

cut-out dimensions for hollow walls without any extra accessories and plaster-kit with housing for brick walls please refer to page 314





HOTEL FÜRSTENHAUS - Pertisau/Achensee; Architect: Dipl.-Ing. Martin Aufschneider



Private residence - Croatia, Zagreb

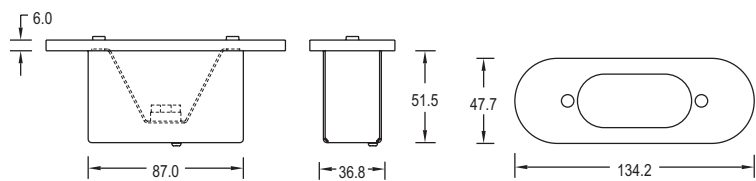
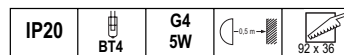
FYFD - RECESSED WALL LIGHT



BOOGY WALL

- recessed wall light, 12V
- aluminium die-cast
- satin glass
- transformer not included

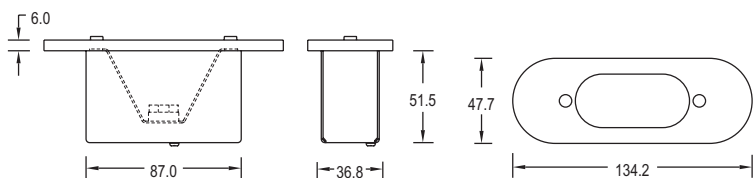
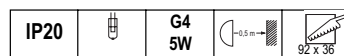
art.-no. L3306100



WOOGY WALL

- recessed wall light, 12V
- aluminium die-cast
- satin glass
- transformer not included

art.-no. L3306200

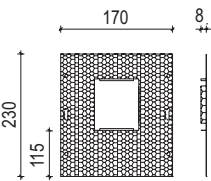




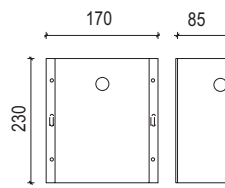
FYFD - RECESSED WALL LIGHTS
 PLASTER KIT - HOUSING - DIMENSIONS FOR HOLLOW WALLS

Diver 4 Sensus

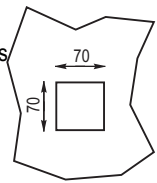
- plaster kit
 art.-no. L3936800



- housing
 art.-no. L3937300

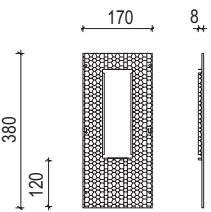


- cut-out dimensions
 for hollow walls

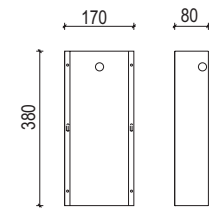


Diver Small

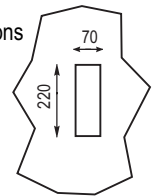
- plaster kit
 art.-no. L3936900



- housing
 art.-no. L3937400

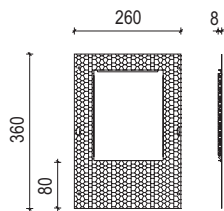


- cut-out dimensions
 for hollow walls

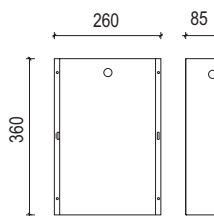


Diver New

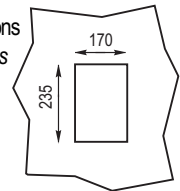
- plaster kit
 art.-no. L3937000



- housing
 art.-no. L3937500

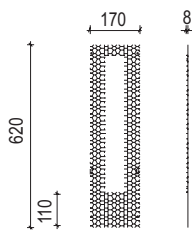


- cut-out dimensions
 for hollow walls

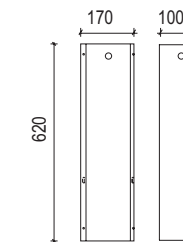


Diver Long

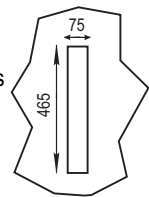
- plaster kit
 art.-no. L3937100



- housing
 art.-no. L3937600

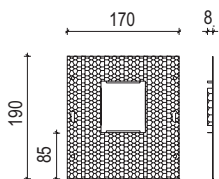


- cut-out dimensions
 for hollow walls

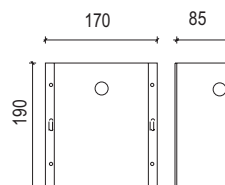


Crazy, Crazy Prison, Crazy Sexy

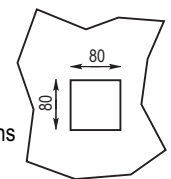
- plaster kit
 art.-no. L3936700



- housing
 art.-no. L3937200




- cut-out dimensions
 for hollow walls





U44

modular system for
half-recessed light
LED in protection
class IP44



i n a
a i r
e o r g
h i e r
a r c h i t e c t s



**U44 FOR IP44
EQUAL TO EVERY SITUATION!**

Basic lights LED for absorption of 5 different caps offers uses for all sorts of situations as wall- or ceiling half-recessed lights.

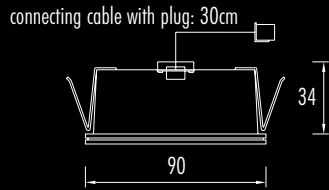




n i n a
m a i r
g e o r g
ö h l e r
a r c h i t e c t s



HALF-RECESSED SINGLE LIGHTS



U44 LED

- half-recessed downlight of aluminium die-cast
- adapter-rings of aluminium with diffuser of glass (see page 324)
- LED-insert with 1W Power LED
- LED connecting- /allocation system and driver refer to page 272/273 - please order separately
- driver sold separately



RECESSED LIGHT FOR HOLLOW WALLS

light colour	art.-no.
white	L3633100
warmwhite	L3633200
red	L3633000
green	L3632900
blue	L3632800
amber	L3632700



ADAPTERS:

U44 SONAR art.-no. L3936200 ▶
Ø 90



U44 SMUTJE art.-no. L3936300 ▶
Ø 90



U44 KALEU art.-no. L3936400 ▶
Ø 90



U44 SOS art.-no. L3936500 ▶
with aura
Ø 100



U44 SOS BIG art.-no. L3936600 ▶
with aura
Ø 150











ETERNAL

recessed single lights

Cave

330

326







design: Stacy Felton
Chicago

ETERNAL = LIGHT FROM THE CEILING!

Recessed light fittings for ambient or accent lighting.

Fixed and directional versions offered with a choice of flush mounted or inset lamps.

IP44 versions for use in wet areas.



herren

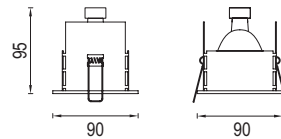
ETERNAL RECESSED SINGLE LIGHTS



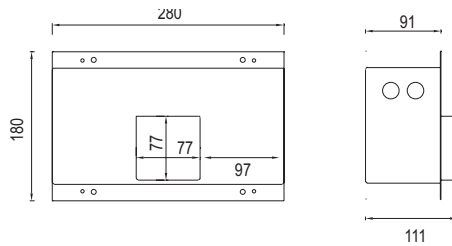
CAVE

- recessed downlight, 12V
- silver, white or chrome
- adjustable 30°
- LED-inserts on request
 - silver: art.-no. L3632200
 - white: art.-no. L363220W
 - chrome: art.-no. L363220C

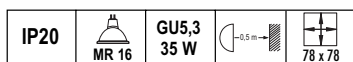
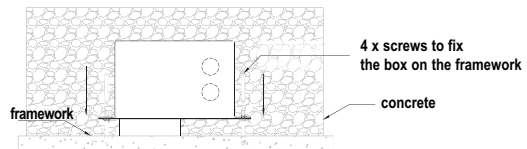
- transformer not included



housing for concrete walls: art.-no. L3934700




By mounting spots into the housing of concrete walls use porcelain clamp and illuminants with aluminium-coated reflectors, that absorb the heat forward.



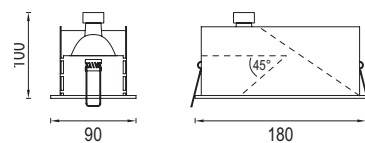


ETERNAL RECESSED SINGLE LIGHTS

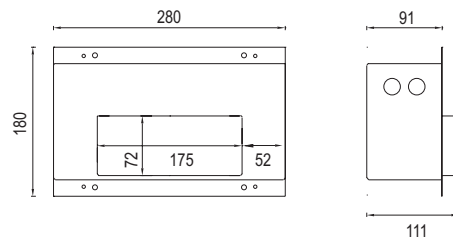


CAVE ASYMMETRIC

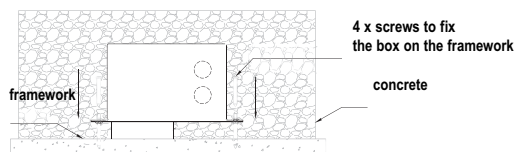
- recessed downlight, 12V
- silver
- adjustable 45°
- LED-inserts on request
art.-no. L3632400
- transformer not included



housing for concrete walls: art.-no. L3934800



By mounting spots into the housing of concrete walls use porcelain clamp and illuminants with aluminium-coated reflectors, that absorb the heat forward.



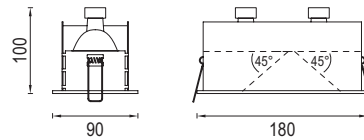
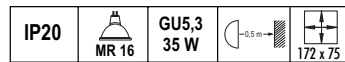

IP20	MR 16	GU5.3 35 W	0.5m	172 x 75
------	-------	---------------	------	----------



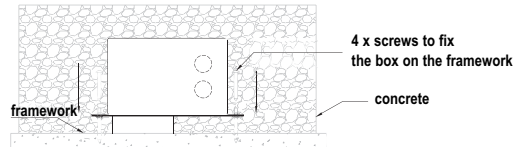
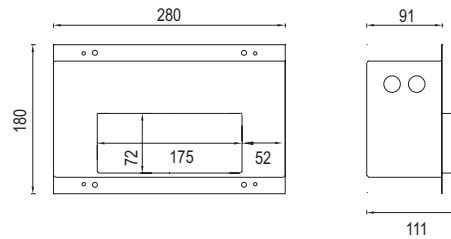
ETERNAL RECESSED SINGLE LIGHTS

CAVE DOUBLE

- recessed downlight, 12V
- silver or white
- adjustable 45°
- LED-inserts on request
 - silver: art.-no. L3632300
 - white: art.-no. L363230W
- transformer not included



housing for concrete walls: art.-no. L3934800

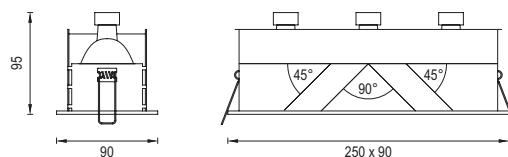
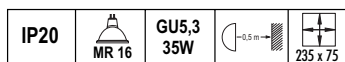


By mounting spots into the housing of concrete walls use porcelain clamp and illuminants with aluminium-coated reflectors, that absorb the heat forward.



CAVE TRIPLE

- recessed downlight, 12V
- silver
- adjustable 45°
- LED-inserts on request
 - art.-no. L3934600
- transformer not included





ETERNAL RECESSED SINGLE LIGHTS

IP 44

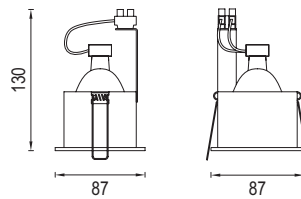


CAVE GLASS

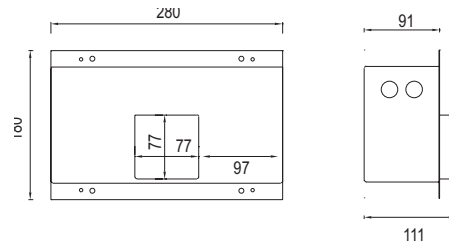
- recessed downlight, 12V
- silver or white
- satin glass bonded to die-cast aluminium frame
 - art.-no. L3632500 silver
 - art.-no. L3632600 white
- transformer not included



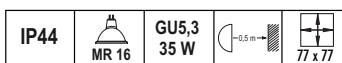
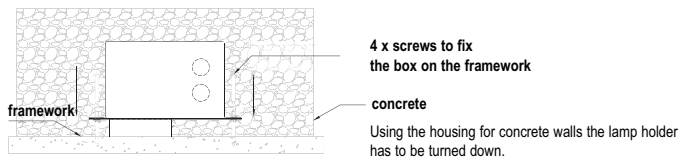
The lamp can be easily changed by clicking the glass out of / into the frame



housing for concrete walls: art.-no. L3934700



By mounting spots into the housing of concrete walls use porcelain clamp and illuminants with aluminium-coated reflectors, that absorb the heat forward.







SPARKASSE IMST, Sparkassenplatz 1, 6440 Imst; SOM Sparkasse Object Management: Dipl.-Ing. Wolf Lindner



ANWALTSKANZLEI ORGLER Innsbruck; Architect: Andreas Orgler

NEO 12 V

jack-point-system

Hawk + Thana

344

Keldon + Tuvok

346

Ceiling mounted transformers

348

Recessed connectors

349

340







Jack-point light with simple click and screw fixing for ease of installation.

Light fittings can be rotated 360°.

Connectors available for wide range of ceiling and wall installations.

Surface mounted connectors with integral electronic transformers available to power up to four light fittings.





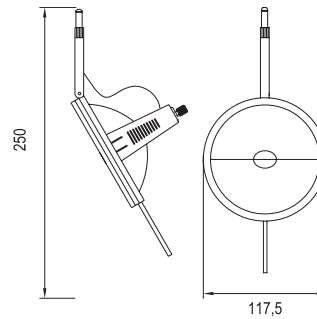
NEO JACK-POINT-SYSTEM





HAWK

- jack-point-spot, 12V
 - silver
 - aluminium die-cast
 - rotation: 360°
 - spotlight head adjustable 90°
- art.-no. L3935300

Ceiling mounted canopy and transformer is to order separately.
Please refer to page 348.



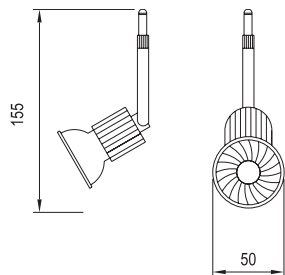
IP20	 BT4	Gy6,35 50 W	 0,5 m
------	---	----------------	---





THANA

- jack-point-spot, 12V
 - silver
 - aluminium die-cast
 - rotation: 360°
 - spotlight head adjustable 90°
- art.-no. L3934900

Ceiling mounted canopy and transformer is to order separately.
Please refer to page 348.



IP20	 MR 16	GU5,3 50 W	 0,5 m
------	---	---------------	---



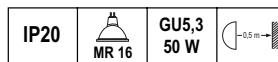
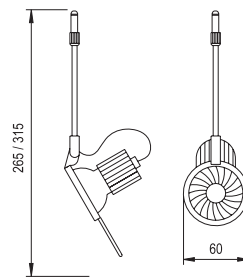
NEO NEO JACK-POINT-SYSTEM



KELDON

- jack-point-spot, 12V
- silver
- aluminium die-cast
- rotation: 360°
- spotlight head adjustable 90°
length of stem 150mm art.-no. L3935100
length of stem 200mm art.-no. L3935200

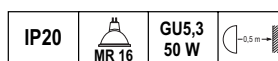
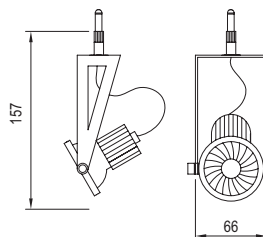
Ceiling mounted canopy and transformer is to order separately.
Please refer to page 348.



TUVOK

- jack-point-spot, 12V
- silver
- aluminium die-cast
- rotation: 360°
- spotlight head adjustable 90°
art.-no. L3935000

Ceiling mounted canopy and transformer is to order separately.
Please refer to page 348.





NEO JACK-POINT-SYSTEM



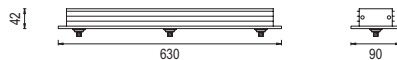
- ceiling mounted canopy and transformer, 1-contact socket
- colour: silver
- housing: aluminium
- integral electronic transformer
20-50 VA, dimmable
- max. 50 W, 120-12 V
art.-no. L3935800



- ceiling mounted canopy and transformer, 2-contact sockets
- colour: silver
- housing: aluminium
- integral electronic transformer 1 x 10-105 VA
dimmable
- max. 2 x 50 W, 120-12 V
art.-no. L3935900



- ceiling mounted canopy and transformer, 3-contact sockets
- colour: silver
- housing: aluminium
- integral electronic transformer 1 x 50-150 VA
dimmable
- max. 3 x 50 W, 120-12 V
art.-no. L3936000

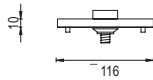


- ceiling mounted canopy and transformer, 4-contact sockets
- colour: silver
- housing: aluminium
- integral electronic transformer 2 x 10-105 VA
dimmable
- max. 4 x 50 W, 120-12 V
art.-no. L3936100

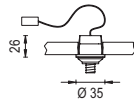


NEO JACK-POINT-SYSTEM

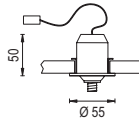
- recessed connector, 1-contact socket
- colour: silver
- housing: steel
- suitable to cover existing ceiling cut-outs up to $\varnothing = 68\text{mm}$
- max. 50 W, 12 V
- art.-no. L3935400
- transformer not included



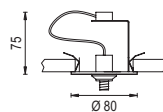
- recessed connector, 1-contact socket
- colour: silver
- suitable for mounting into wooden ceilings and wooden walls
- max. 50 W, 12 V
- art.-no. L3935500
- transformer not included



- recessed connector, 1-contact socket
- colour: silver
- housing: steel and plastic injection moulding
- suitable for hollow walls and hollow ceilings up to wall thickness 25mm
- max. 50 W, 12 V
- art.-no. L3935600
- transformer not included



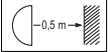
- recessed connector, 1-contact socket
- colour: silver
- housing: steel
- max. 50 W, 12 V
- art.-no. L3935700
- transformer not included



REGULATIONS:

Degree of protection to the penetration of dust and water **IP...**

Recessed depth **RD**

Distance from the illuminated object 















Cut-out round 

Cut-out square 

LAMP HOLDER:

G4	Gx 5,3	Gy 6,35	Gu 5,3	G23	G53	GU4	T5	G24 q-2	E26	R7s	2G11	G12
GZ10	GU10	G24 d-1	G24 d-2	RX7s	Rx7s -24	Gx12	2GX13	G24 q-3				

L A M P S

lamp type	symbol	lamp	wattage	base	length in mm		
Line voltage Tungsten halogen lamps		MR16	50W	GU10			
			Q-PAR 30	75W	E26		
				QT 10	75W	E26	
				QT 10	100W	E26	
				QT 10	150W	E26	
				QT 2.5	100W	R7s	79
				QT 2.5	150W	R7s	79
				QT 3	100W	R7s	119
				QT 3	150W	R7s	119
				QT 3	200W	R7s	119
QT 3	300W			R7s	119		
Low voltage Tungsten halogen lamps		QT-LP 9	5W	G4			
		QT-LP 9	9W	G4			
		QT-LP 9	20W	G4			
		QT-LP12	20W	GY6.35			
		QT-LP12	35W	GY6.35			
		QT-LP12	50W	GY6.35			
		MR 16	20W	GU 5.3			
		MR 16	35W	GU 5.3			
		MR 16	50W	GU 5.3			
		AR 111	35W	G 5.3			
AR 111		50W	G 5.3				
AR 111		75W	G 5.3				
Fluorescent lamps		T5	14W	Bi-Pin			
		T5	21W	Bi-Pin			
		T5	28W	Bi-Pin			
		T5	35W	Bi-Pin			
		T5 HO	24W	Bi-Pin			
		T5 HO	39W	Bi-Pin			
		T5 HO	54W	Bi-Pin			
		T5 HO	80W	Bi-Pin			
			T5 CIRCLINE	22W	2Gx13		
			T5 CIRCLINE	40W	2Gx13		
Compact fluorescent lamps		T4	13W	G24d-1			
		T4	18W	G24d-2			
		T4	26W	G24d-3			
		T4	13W	G24q-1			
		T4	18W	G24q-2			
		T4	26W	G24q-3			
		T5 Hi-Lumen	36W	2G11			
		T5 Hi-Lumen	55W	2G11			
			HID	35W	G 12		
			HID	70W	G 12		
HID	70W		G 12				
HID	150W		G 12				
HID	150W		G 12				
	HID PAR 20	35W	E26				
	HID PAR-L 30	35W	E26				
	HID PAR-L 30	70W	E26				

APPROVAL



American and Canadian Approval

ARTICLE - INDEX

ART.-No.	PAGE	ART.-No.	PAGE	ART.-No.	PAGE	ART.-No.	PAGE	ART.-No.	PAGE	ART.-No.	PAGE	ART.-No.	PAGE	ART.-No.	PAGE
L310000	192	L310310B	133	L310710B	220	L3116300	198	L3124200	212	L3131000	210	L313640B	148	L314060S	148
L31001BB	108	L310310S	133	L3107200	102	L3116400	208	L3124400	212	L3131100	210	L313640S	148	L314070B	149
L31001BS	108	L310320B	133	L3107500	102	L3116500	208	L3124500	200	L3131200	210	L313650B	148	L314070S	149
L31001SB	108	L310320S	133	L3107800	104	L3116600	208	L3124600	200	L3131300	210	L313650S	148	L3140800	224
L31001SS	108	L310330B	133	L3107900	104	L3116700	208	L3124700	200	L3131400	210	L313690B	149	L3140900	224
L31004BB	108	L310330S	133	L3108000	104	L3116800	208	L3124800	200	L3131700	210	L313690S	149	L3141000	294
L31004BS	108	L310340B	133	L3108100	104	L3116900	208	L3124900	200	L3132000	210	L313700B	149	L3141100	294
L31004SB	108	L310340S	133	L3108200	104	L3117000	208	L3125000	200	L3132300	210	L313700S	149	L3141200	294
L31004SS	108	L310350B	133	L3108300	104	L3117100	208	L3125100	200	L3132400	210	L313710B	148	L3141300	294
L31007BB	108	L310350S	133	L3108400	104	L3117200	208	L3125200	200	L3132500	210	L313710S	148	L3141400	174
L31007BS	108	L310360B	133	L3108500	104	L3117300	208	L3125300	200	L3132600	210	L313720B	148	L3141500	174
L31007SB	108	L310360S	133	L3108600	104	L3117600	208	L3125400	200	L3132700	210	L313720S	148	L3141600	174
L31007SS	108	L310370B	133	L3108700	104	L3117900	208	L3125600	200	L3132800	210	L313740B	148	L3200000	118
L31010BB	108	L310370S	133	L3108800	104	L3118200	198	L3125700	200	L3132900	210	L313740S	148	L3200300	118
L31010BS	108	L310380B	133	L3108900	104	L3118500	198	L3125900	200	L3133000	210	L313780B	149	L3200600	118
L31010SB	108	L310380S	133	L3109000	102	L3118800	198	L3126000	200	L3133100	210	L313780S	149	L3200700	124
L31010SS	108	L310390B	133	L3109300	102	L3119100	202	L3126200	200	L3133200	210	L313790B	148	L3200800	92
L31011BB	108	L310390S	133	L3109600	102	L3119400	208	L3126300	210	L3133400	210	L313790S	148	L3201100	92
L31011BS	108	L310400B	133	L3109900	102	L3119500	208	L3126400	210	L3133500	210	L313800B	148	L3201400	96
L31011SB	108	L310400S	133	L3110200	106	L3119600	208	L3126500	210	L3133600	210	L313800S	148	L3201700	96
L31011SS	108	L310410B	133	L3110500	106	L3119700	208	L3126600	210	L3133700	210	L313820B	149	L3202000	96
L31012BB	108	L310410S	133	L3110800	174	L3119800	208	L3126700	210	L3133800	210	L313820S	149	L3202300	166
L31012BS	108	L31042BB	110	L3110900	174	L3119900	208	L3126800	210	L3134000	210	L313830B	148	L3202400	190
L31012SB	108	L31042BS	110	L3111200	174	L3120000	208	L3126900	210	L313410B	142	L313830S	148	L3202500	116
L31012SS	108	L31042SB	110	L3111500	174	L3120100	208	L3127000	210	L313410S	142	L313840B	148	L3202800	116
L31013BB	108	L31042SS	110	L3111600	174	L3120200	208	L3127100	210	L313420B	142	L313840S	148	L3203100	116
L31013BS	108	L31043BB	110	L3111700	174	L3120300	208	L3127200	210	L313420S	142	L313860B	146	L3203200	120
L31013SB	108	L31043BS	110	L3111800	174	L3120400	208	L3127300	210	L313430B	142	L313860S	146	L3203300	88
L31013SS	108	L31043SB	110	L3112000	174	L3120500	208	L3127400	210	L313430S	142	L313870B	148	L3203600	90
L31014BB	108	L31043SS	110	L3112100	174	L3120600	208	L3127500	210	L313440B	142	L313870S	148	L3203900	94
L31014BS	108	L31044BB	110	L3112300	174	L3120700	208	L3127600	210	L313440S	142	L313880B	148	L3204200	94
L31014SB	108	L31044BS	110	L3112400	178	L3120800	208	L3127700	210	L313450B	142	L313880S	148	L3204500	94
L31014SS	108	L31044SB	110	L3112500	178	L3120900	208	L3127800	210	L313450S	142	L313890B	148	L3204800	174
L310150B	132	L31044SS	110	L3112600	178	L3121000	208	L3128000	210	L313460B	144	L313890S	148	L3204900	174
L310150S	132	L31045BB	110	L3112700	178	L3121100	208	L3128100	210	L313460S	144	L313910B	149	L3205200	174
L310160B	132	L31045BS	110	L3112900	178	L3121200	198	L3128200	210	L313470B	144	L313910S	149	L3205500	174
L310160S	132	L31045SB	110	L3113000	178	L3121300	198	L3128300	210	L313470S	144	L313920B	149	L3205600	174
L310170B	132	L31045SS	110	L3113100	178	L3121400	198	L3128400	210	L313480B	144	L313920S	149	L3205700	174
L310170S	132	L31046BB	110	L3113200	178	L3121500	198	L3128600	210	L313480S	144	L313930B	149	L3205800	174
L3101800	133	L31046BS	110	L3113300	178	L3121600	198	L3128700	200	L313490B	146	L313930S	149	L3205900	174
L3101900	133	L31046SB	110	L3113400	178	L3121700	198	L3128800	200	L313490S	146	L313940B	149	L3206000	174
L3102000	133	L31046SS	110	L3113600	178	L3121800	198	L3128900	200	L313500B	146	L313940S	149	L3206100	174
L310210B	132	L3104700	98	L3113700	198	L3121900	198	L3129000	200	L313500S	146	L313950B	149	L3206300	174
L310210S	132	L3105000	98	L3114000	198	L3122000	198	L3129100	200	L313510B	148	L313950S	149	L3206400	174
L310220B	132	L3105300	98	L3114300	198	L3122100	202	L3129200	200	L313510S	148	L313960B	149	L3206600	174
L310220S	132	L3105600	98	L3114600	198	L3122200	202	L3129300	200	L313550B	149	L313960S	149	L3206700	178
L3102300	133	L3105900	100	L3114700	198	L3122300	202	L3129400	200	L313550S	149	L313970B	148	L3206800	178
L3102400	133	L3106000	100	L3114800	198	L3122400	198	L3129500	200	L313560B	148	L313970S	148	L3206900	178
L3102500	133	L3106100	100	L3114900	198	L3122600	198	L3129600	200	L313560S	148	L313990B	148	L3207000	178
L310260B	132	L3106200	100	L3115000	198	L3122700	198	L3129800	200	L313570B	148	L313990S	148	L3207200	178
L310260S	132	L3106300	100	L3115100	198	L3122900	198	L3129900	200	L313570S	148	L314010B	149	L3207300	178
L310270B	132	L3106400	100	L3115200	198	L3123000	198	L3130100	200	L313590B	149	L314010S	149	L3207400	178
L310270S	132	L3106500	100	L3115300	198	L3123200	198	L3130200	200	L313590S	149	L314020B	149	L3207500	178
L310280B	132	L3106600	100	L3115400	198	L3123300	202	L3130400	200	L313600B	148	L314020S	149	L3207600	178
L310280S	132	L3106700	100	L3115500	198	L3123500	202	L3130500	210	L313600S	148	L314030B	149	L3207700	178
L310290B	133	L3106800	100	L3115700	198	L3123600	212	L3130600	210	L313610B	148	L314030S	149	L3207900	178
L310290S	133	L3106900	100	L3115800	198	L3123900	212	L3130700	210	L313610S	148	L314050B	149	L3208000	198
L310300B	132	L3107000	100	L3116000	198	L3124000	212	L3130800	210	L313630B	148	L314050S	149	L3208300	198
L310300S	132	L3107100	220	L3116100	198	L3124100	212	L3130900	210	L313630S	148	L314060B	148	L3208600	198

ARTICLE - INDEX

ART.-No.	PAGE	ART.-No.	PAGE	ART.-No.	PAGE	ART.-No.	PAGE	ART.-No.	PAGE	ART.-No.	PAGE	ART.-No.	PAGE	ART.-No.	PAGE
L3208900	198	L3216700	198	L3307400	302	L3602300	14	L3608000	36	L3616100	62	L3623800	208	L363090W	48
L3209000	198	L3216900	198	L3307500	302	L3602400	14	L3608100	40	L3616200	62	L3623900	208	L363100B	48
L3209100	198	L321700B	290	L3307600	302	L3602500	18	L3608200	36	L3616300	62	L3624000	208	L363100S	48
L3209200	198	L321700S	290	L3307700	302	L360260B	16	L3608400	36	L3616400	62	L3624200	208	L363100W	48
L3209300	198	L321710B	290	L3307800	302	L360260S	16	L3608500	38	L3616500	62	L3624300	208	L363110S	46
L3209400	198	L321710S	290	L3307900	302	L360260W	16	L3608700	38	L3616600	62	L3624600	208	L363110W	46
L3209500	198	L321720B	290	L3308000	302	L360270B	20	L3608800	42	L3616800	62	L3624900	198	L3631200	266
L3209600	198	L321720S	290	L3308100	302	L360270S	20	L3609100	38	L3616900	62	L3625200	198	L3631300	266
L3209700	198	L321730B	290	L3308200	302	L360270W	20	L3609300	38	L3617100	62	L3625500	198	L3631400	266
L3209800	198	L321730S	290	L3308300	302	L360280B	16	L3609400	42	L3617200	174	L3625800	208	L3631500	266
L3210000	198	L3300000	240	L3308400	308	L360280S	16	L3609700	36	L3617300	174	L3625900	208	L3631600	266
L3210100	198	L3300100	248	L3308500	308	L360280W	16	L3609800	28	L3617600	174	L3626000	208	L3631700	266
L3210300	198	L3300400	252	L3308600	308	L360290B	16	L3610100	34	L3617900	174	L3626100	208	L3631800	266
L3210400	198	L3300700	248	L3308700	308	L360290S	16	L3610200	36	L3618000	174	L3626200	208	L3631900	266
L3210600	198	L3301000	252	L3308800	308	L360290W	16	L3610300	28	L3618100	174	L3626300	208	L3632000	266
L3210700	208	L3301300	248	L3308900	308	L360300B	16	L3610600	34	L3618200	174	L3626400	208	L3632100	266
L3210800	208	L3301400	248	L3309000	308	L360300S	16	L3610700	28	L3618300	174	L3626500	208	L3632200	330
L3210900	208	L3301500	248	L3309100	308	L360300W	16	L3610800	28	L3618400	174	L3626600	208	L363220C	330
L3211000	208	L3301600	252	L3309200	308	L360310B	16	L3610900	28	L3618500	174	L3626700	208	L363220W	330
L3211100	208	L3301700	252	L3309300	308	L360310S	16	L3611000	34	L3618700	174	L3626900	208	L3632300	334
L3211200	208	L3301800	252	L3309400	308	L360310W	16	L3611100	64	L3618800	174	L3627000	208	L363230W	334
L3211300	208	L3301900	248	L3309500	308	L360320B	16	L3611200	64	L3619000	174	L3627200	208	L3632400	332
L3211400	208	L3302200	252	L3309600	308	L360320S	16	L3611300	64	L3619100	178	L3627300	208	L3632500	336
L3211500	208	L3302500	250	L3309700	308	L360320W	16	L3611400	64	L3619200	178	L3627500	208	L3632600	336
L3211600	208	L3302800	250	L3309800	308	L360330B	16	L3611500	62	L3619300	178	L3627600	198	L3632700	321
L3211900	208	L3302900	250	L3309900	308	L360330S	16	L3611600	62	L3619400	178	L3627700	198	L3632800	321
L3212200	208	L3303000	250	L3310000	308	L360330W	16	L3611700	64	L3619600	178	L3627800	198	L3632900	321
L3212500	198	L3303100	250	L3310100	308	L3603400	14	L3612000	64	L3619700	178	L3627900	198	L3633000	321
L3212800	198	L3303400	248	L3310200	308	L3603500	14	L3612300	62	L3619800	178	L3628000	198	L3633100	321
L3213100	198	L3303700	252	L3310300	308	L3603600	18	L3612400	64	L3619900	178	L3628100	198	L3633200	321
L3213400	208	L3304000	250	L3310400	308	L3604100	24	L3612500	64	L3620000	178	L3628200	198	L3633300	308
L3213500	208	L3304300	250	L3310500	304	L3604400	30	L3612600	62	L3620100	178	L3628300	198	L3633400	308
L3213600	208	L3304400	250	L3310600	304	L3604500	24	L3612700	64	L3620300	178	L3628400	198	L3633500	308
L3213700	208	L3304500	250	L3310700	304	L3604800	30	L3612800	64	L3620400	198	L3628500	198	L3633600	308
L3213800	208	L3304600	250	L3310800	304	L3604900	58	L3612900	70	L3620700	198	L3628700	198	L3633700	308
L3213900	208	L3304800	250	L3310900	304	L3605000	58	L3613000	64	L3621000	198	L3628800	198	L3633800	308
L3214000	208	L3304900	248	L3311000	304	L3605100	24	L3613100	64	L3621300	198	L3629000	198	L3633900	308
L3214100	208	L3305000	248	L3311100	304	L3605400	30	L3613200	64	L3621400	198	L3629100	198	L3634000	282
L3214200	208	L3305100	248	L3600000	8	L3605500	30	L3613300	62	L3621500	198	L3629300	198	L3634100	283
L3214300	208	L3305200	252	L3600100	8	L3605600	24	L3613400	62	L3621600	198	L362940B	26	L3634200	284
L3214500	208	L3305300	252	L3600200	8	L3605700	24	L3613500	64	L3621700	198	L362940S	26	L3634300	285
L3214600	208	L3305400	252	L3600300	10	L3605800	24	L3613700	64	L3621800	198	L362940W	26	L3634400	283
L3214700	208	L3305500	248	L3600400	10	L3605900	30	L3613800	46	L3621900	198	L362950B	26	L3634500	284
L3214800	208	L3305700	248	L3600500	10	L3606000	24	L3613900	46	L3622000	198	L362950S	26	L3634600	285
L3214900	208	L3305800	252	L3600600	14	L3606100	24	L3614000	54	L3622100	198	L362950W	26	L3634700	282
L3215100	208	L3306000	252	L3600700	14	L3606200	24	L3614100	54	L3622200	198	L3630000	50	L3634800	283
L3215200	198	L3306100	312	L3600900	62	L3606300	30	L3614200	54	L3622300	198	L3630100	50	L3634900	284
L3215300	198	L3306200	312	L3601000	8	L3606400	24	L3614300	54	L3622400	198	L3630200	50	L3635000	285
L3215400	198	L3306300	306	L3601100	8	L3606500	24	L3614400	52	L3622500	198	L3630300	50	L3635100	52
L3215500	198	L3306400	306	L3601200	24	L3606600	26	L3614500	52	L3622700	198	L3630400	50	L3635200	52
L3215600	198	L3306500	306	L3601300	24	L3606900	24	L3614600	52	L3622800	198	L3630500	50	L3635300	52
L3215700	198	L3306600	306	L3601400	24	L3607000	32	L3614700	52	L3623000	196	L363060B	46	L3635400	52
L3215800	198	L3306700	306	L3601500	24	L3607100	24	L3614800	70	L3623100	208	L363060S	46	L3635500	52
L3215900	198	L3306800	306	L3601600	14	L3607200	24	L3614900	166	L3623200	208	L363060W	46	L3635600	52
L3216000	198	L3306900	306	L3601700	14	L3607300	24	L3615000	190	L3623300	208	L363080B	48	L3635700	52
L3216100	198	L3307000	302	L3601800	14	L3607400	36	L3615100	62	L3623400	208	L363080S	48	L3635800	52
L3216300	198	L3307100	302	L3602000	10	L3607600	36	L3615400	62	L3623500	208	L363080W	48	L3635900	54
L3216400	198	L3307200	302	L3602100	10	L3607700	40	L3615700	62	L3623600	208	L363090B	48	L3636000	54
L3216600	198	L3307300	302	L3602200	42	L3607800	36	L3616000	62	L3623700	208	L363090S	48	L3636100	54

ARTICLE - INDEX

ART.-No.	PAGE	ART.-No.	PAGE	ART.-No.	PAGE	ART.-No.	PAGE	ART.-No.	PAGE	ART.-No.	PAGE	ART.-No.	PAGE
L3636200	54	L3905800	196	L3911700	222	L3917600	111	L3925800	190	L3931600	152	L3937400	314
L3636300	54	L3905900	196	L3911800	245	L3917700	111	L3925900	192	L3931700	152	L3937500	314
L3636400	54	L3906000	194	L3911900	245	L3917800	111	L3926000	192	L3931800	152	L3937600	314
L3636500	54	L3906100	194	L3912000	245	L3917900	111	L3926100	192	L3931900	152	L3937700	272
L3636600	54	L3906200	194	L3912100	245	L3918000	111	L3926200	190	L3932000	152	L3937800	272
L3900000	70	L3906300	194	L3912200	245	L3918100	111	L3926400	190	L3932100	152	L3937900	272
L3900100	168	L3906400	196	L3912300	245	L3918200	111	L3926500	190	L3932200	152	L3938000	272
L3900200	168	L3906500	196	L3912400	245	L3918300	111	L3926700	190	L3932300	152	L3938100	272
L3900300	168	L3906600	196	L3912500	245	L3918400	111	L3926800	192	L393240B	153	L3938200	272
L3900400	168	L3906700	194	L3912600	222	L3918500	111	L3927000	192	L393240S	153	L3938300	272
L3900500	168	L3906800	194	L3912700	222	L3918600	111	L3927100	192	L393250B	153	L3938400	272
L3900600	168	L3906900	194	L3912800	242	L3918700	111	L3927300	192	L393250S	153	L3938500	272
L3900700	168	L3907000	194	L3912900	242	L3918800	111	L3927400	268	L393260B	153	L3938600	272
L3900800	168	L3907100	194	L3913000	242	L3918900	111	L3927500	268	L393260S	153	L3938700	272
L3900900	168	L3907200	194	L3913100	242	L3919000	111	L3927600	268	L3932700	152	L3938800	272
L3901000	168	L3907300	194	L3913200	254	L3919100	111	L3927700	268	L3932800	152	L3938900	272
L3901100	168	L3907400	194	L3913300	242	L3919200	111	L3927800	268	L3932900	152	L3939000	272
L3901200	168	L3907500	194	L3913400	111	L3919300	111	L3927900	268	L3933000	152	L3939100	18
L3901300	168	L3907600	194	L3913500	111	L3919400	111	L3928000	268	L393310B	153	L3939200	272
L3901400	168	L3907700	196	L3913600	111	L3919500	111	L3928100	268	L393310S	153	L3939300	272
L3901500	168	L3907800	196	L3913700	111	L3919600	111	L3928200	268	L393320B	153	L3939400	70
L3901600	168	L3907900	194	L3913800	111	L3919700	111	L3928300	270	L393320S	153	L3939500	70
L3901700	168	L3908000	194	L3913900	111	L3919800	111	L3928400	270	L393330B	153	L3939600	70
L3901800	168	L3908100	194	L3914000	111	L3919900	111	L3928500	270	L393330S	153		
L3901900	111	L3908200	196	L3914100	245	L3920000	111	L3928600	270	L3933400	220		
L3902000	111	L3908300	228	L3914200	245	L3920100	111	L3928700	270	L3933700	220		
L3902100	111	L3908400	154	L3914300	245	L3920200	111	L3928800	270	L3934000	220		
L3902200	111	L3908500	154	L3914400	245	L3920300	111	L3928900	271	L3934100	220		
L3902300	111	L3908600	154	L3914500	245	L3920400	166	L3929000	271	L3934200	220		
L3902400	111	L3908700	154	L3914600	245	L3920700	166	L3929100	271	L3934300	220		
L3902500	111	L3908800	154	L3914700	245	L3920800	166	L3929200	271	L3934500	220		
L3902600	245	L3908900	154	L3914800	245	L3920900	166	L3929300	271	L3934600	334		
L3902700	245	L3909000	154	L3914900	111	L3921000	166	L3929400	271	L3934700	330		
L3902800	245	L3909100	154	L3915000	111	L3921200	166	L392950B	153	L3934800	332		
L3902900	245	L3909200	154	L3915100	111	L3921300	190	L392950S	153	L3934900	228		
L3903200	245	L3909300	130	L3915200	111	L3921600	190	L392960B	153	L3935000	228		
L3903300	245	L3909400	130	L3915300	111	L3921900	190	L392960S	153	L3935100	228		
L3903400	168	L3909500	130	L3915400	111	L3922200	190	L392970B	153	L3935200	228		
L3903500	168	L3909600	130	L3915500	111	L3922300	190	L392970S	153	L3935300	228		
L3903600	111	L3909700	130	L3915600	111	L3922400	190	L3929800	152	L3935400	349		
L3903700	111	L3909800	130	L3915700	111	L3922500	190	L3929900	152	L3935500	349		
L3903800	111	L3909900	130	L3915800	111	L3922600	190	L3930000	152	L3935600	349		
L3903900	111	L3910000	154	L3915900	111	L3922700	190	L3930100	152	L3935700	349		
L3904000	111	L3910100	130	L3916000	111	L3922800	192	L3930200	152	L3935800	348		
L3904100	111	L3910200	130	L3916100	111	L3922900	192	L3930300	152	L3935900	348		
L3904200	111	L3910300	130	L3916200	111	L3923000	192	L3930400	152	L3936000	348		
L3904300	245	L3910400	130	L3916300	111	L3923100	190	L3930500	152	L3936100	348		
L3904400	245	L3910500	154	L3916400	111	L3923400	190	L3930600	152	L3936200	321		
L3904500	245	L3910600	111	L3916500	111	L3923700	192	L3930700	152	L3936300	321		
L3904600	245	L3910700	111	L3916600	111	L3924000	192	L3930800	152	L3936400	321		
L3904900	245	L3910800	111	L3916700	111	L3924300	190	L3930900	152	L3936500	321		
L3905000	245	L3910900	111	L3916800	111	L3924300	240	L393100B	153	L3936600	321		
L3905100	196	L3911000	111	L3916900	111	L3924700	190	L393100S	153	L3936700	314		
L3905200	196	L3911100	111	L3917000	111	L3925000	190	L393110B	153	L3936800	314		
L3905300	196	L3911200	111	L3917100	111	L3925300	190	L393110S	153	L3936900	314		
L3905400	196	L3911300	222	L3917200	111	L3925400	190	L3931200	152	L3937000	314		
L3905500	194	L3911400	222	L3917300	111	L3925500	190	L3931300	152	L3937100	314		
L3905600	194	L3911500	222	L3917400	111	L3925600	190	L3931400	152	L3937200	314		
L3905700	194	L3911600	222	L3917500	111	L3925700	190	L3931500	152	L3937300	314		