




ZANEEN.

Z6000

Contemporary


Contemporary



Unique objects, thanks to which light defines, cradles, personalizes space.
A style born in the heart of Tuscany, where tradition and skill, a crafts vocation, and attention to detail express the unparalleled quality of Made in Italy. Versatility in production, a willingness to meet individual needs, new customer services: years of experience and dedication to our work, in which technical know-how and aesthetic sensitivity unite to tailor solutions to any type of request.

Masca is contemporary:
advanced









Z6561GOL **Niagara**
gold_glass 453_D. 21 3/4" x h 13" _Hal. 3 x max. 60W G9



7



Z6562GOL / Z6563GOL **Niagara**
gold_glass 460_D. 25 1/2" x H. 9 1/2" x Ext. 8 3/4" _Hal. Max. 150W T3Q





[Z6564G0L](#) Niagara gold_glass 451_D. 28" x H. 75 3/4" _Hal. max 250W T10 Medium



[Z6560G0L](#) Niagara gold_glass 452_D. 27 1/2"xH. 13 3/4" _Hal. 3 x max 150W T10 Medium



Z6400VNI Varese
vintage nickel_glass 351_D.22 1/2"x21 1/4" x H.22 3/4" _Hal 6 x max 60W G9



Z6401VNI Varese
vintage nickel_glass 351_D.31 1/2" x H.23 1/4" _Hal. 12 x max 60W G9



Z6522PYR Varese pyrite_glass 351_D. 15" x H. 6 1/4" _Hal. 3 x max. 60W G9
Z6521PYR Varese pyrite_glass 351_D. 21" x H. 22 3/4" _Hal. 6 x max. 60W G9

Z6223PYR Varese pyrite_glass 351_D. 35 1/2" x 19 3/4" x H. 7" _Hal. 9 x max. 60W G9



Z6524VNI / Z6525VNI Varese
vintage nickel_glass 351_D. 9" x H. 11 1/2" x Ext. 5" _Hal. max. 60W G9



Z6404PYR Varese
pyrite_glass 351_D. 28" x 22 3/4" x H. 75 3/4" _Hal. 6 x max. 60W G9



[Z6402PYR](#) **Varese** pyrite_glass 351_D. 14 1/2" x H. 11" x Ext. 6" _Hal. 2 x max. 60W G9
[Z6408VNI](#) **Varese** vintage nickel_glass 351_D. 12" x Ht. 19" _Hal. 2 x max. 60W G9

[Z6526VNI](#) **Varese**
vintage nickel_glass 351_D. 16 1/2" x H. 26 1/2" x Ext. 7 1/2" _Hal. 6 x max. 60W G9





[Z6431WRU](#) **Biella** weathered rust_glass 362_D. 6" x H. 13 3/4" x Ext. 6 1/4" _Hal. max. 60W G9
[Z6433WRU](#) **Biella** weathered rust_glass 362_D. 6" x 7" x H. 21" _Hal. max. 60W G9

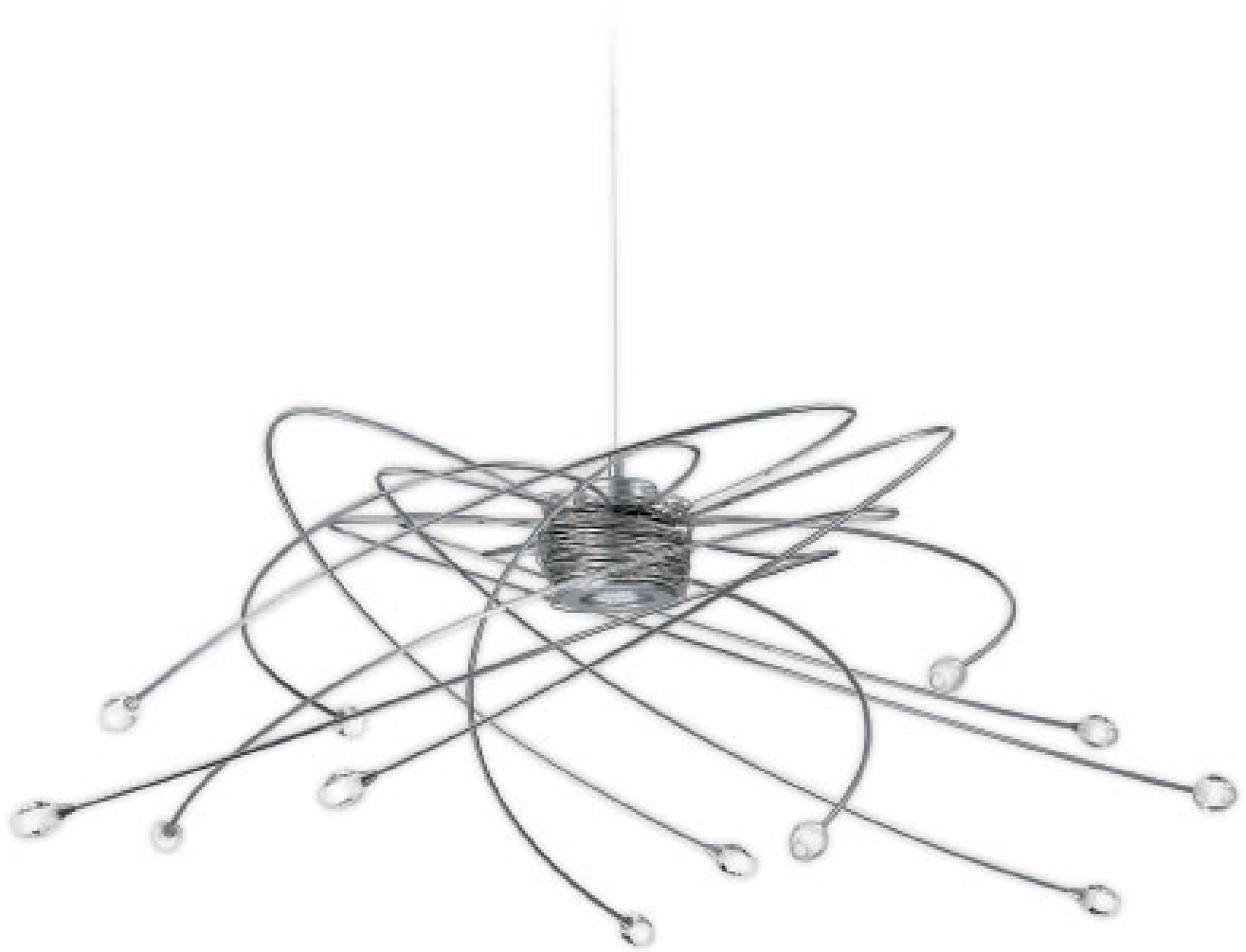
[Z6432WRU](#) **Biella**
weathered rust_glass 363_D. 7" x H. 24" x Ext. 7" _Hal. Max. 100W T10 Medium



Z6435WRU Biella
weathered rust_glass 362_D. 4 3/4" x H. 27 1/2" _Hal. max. 60W G9



Z6434WRU Biella
weathered rust_glass 363_D. 12 1/4" x 15 3/4" x H. 77 1/4" _max. 100W T10 Medium





22

Z6494ALU Atomo
aluminum_glass 408_D. 21 1/4" x 8 1/4" _Hal. 3 x max. 20W G4_Hal. max. 35W MR11

Z6495ALU Atomo
aluminum_glass 408_D. 27 1/2" x H. 11 3/4" _Hal. 6 x max. 20W G4_Hal. max. 35W MR11



[Z6499ALU](#) **Atomo** aluminum_glass 408_D.25" x H. 6" _Hal. max 20W G4_Hal. max 35W MR11

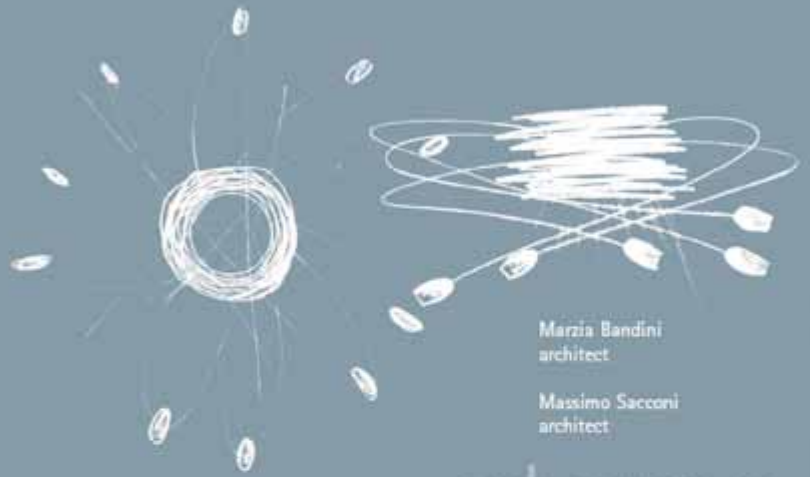
[Z6491ALU](#) **Atomo** aluminum_glass 408_D. 27 1/2" x H. 11 3/4" _Hal. 6 x max. 20W G4_Hal. max 35W MR11



24

[Z6496ALU/Z6497ALU](#) **Atomo** aluminum_glass 408_D. 18" x H. 16 1/2" x Ext. 8" _Hal. max. 20W G4 _Hal. max 35W MR11

[Z6498ALU](#) **Atomo** aluminum_glass 408_D. 18" x H. 19 3/4" x Ext. 8" _Hal. 2 x max. 20W G4 _Hal. max. 35W MR11




Marzia Bandini
architect

Massimo Sacconi
architect

atomo

The stylistic rigor is inspired by reflections on a primary element, an intricate series of shapes that make light move in space.



Z6490ALU Atomo aluminum_glass 408_D. 21 1/4" x H. 8 1/4" _Hal. 3 x max 20W
G4_Hal. max 35W MR11

Z6492ALU Atomo aluminum_glass 408 D. 36 3/4" x H. 11 3/4" _Hal. 9 x max 20W
G4_Hal. max 35W MR11




Z6918ALU Mikado aluminum_glass 417_D. 34 1/4" x H. 34 1/4"



Z6917ALU Mikado aluminum_glass 418_L 34 1/4" x W. 12 1/2" x H. 34 1/4"



Z6919ALU Mikado aluminum_glass 145_L 47 1/4" x W. 27 1/2" x H. 15 3/4"



[Z6918AGD](#) Mikado aged gold_glass 417_D. 37 1/2" x H. 53 1/4"



[Z6917AGD](#) Mikado aged gold_glass 418_L. 34 1/4" x W. 12 1/2" x H. 34 1/4"



Z6518ALU Riflessi
aluminum_glass 395 396 397 398_D. 16 1/2" x H. 26 1/2" x Ext. 7 1/2" _Hal. 6 x max. 40W G9



Z6520ALU Riflessi
aluminum_glass 395 396 397 398_D. 28" x 22 3/4" x H. 75 3/4" _Hal. 6 x 40W G9



32

Z6513ALU Riflessi
aluminum_glass 395 396 397 398_D. 21 1/4" x 22 3/4" x H. 21" _Hal. 6 x max. 40W G9

Z6514ALU Riflessi
aluminum_glass 395 396 397 398_D. 26 1/2" x 21 3/4" x H. 22" _Hal. 8 x max. 40W G9



[Z6517ALU](#) **Riflessi** aluminum_glass 396 398_D. 14 1/2" x H. 11" x Ext. 6" _Hal. 2 x max. 40W G9

[Z6519ALU](#) **Riflessi** aluminum_glass 395 398_D. 11 3/4" x H. 19" _Hal. 2 x max. 40W G9

[Z6512ALU](#) **Riflessi**

aluminum_glass 395 396 398_D. 15" x H. 6 1/4" _Hal. 3 x max. 40W G9





Z6412VPE Miss Irony
vintage pewter_glass 347_D. 29 1/2" x 26 1/2" x H. 13" _Hal. 6 x max. 40W G9



Z6415VPN Miss Irony
vintage pewter/nickel_glass 347_D. 24 3/4" x 20" x H. 76 3/4" _Hal. 5 x max. 40W G9





[Z6417AGD](#) **Miss Irony** aged gold_glass 347_D. 43 1/4" x 37 1/2" x H. 13"
Hal. 8 x max. 40W G9



[Z6413AGD](#) **Miss Irony** aged gold_glass 347_D. 19 3/4" x H. 11 3/4" x Ext. 7"
Hal. 2 x max. 40W G9



38



[Z6416VPE](#) Miss Irony vintage pewter_glass 347_D. 29 1/2" x 26 1/2" x H. 15 3/4" _Hal. 6 x max. 40W G9

[Z6411NIC](#) Miss Irony nickel_glass 347_D. 43 1/4" x 37 1/2" x H. 15 3/4" _Hal. 8 x max. 40W G9



[Z6573NIC](#) Rovo nickel_glass 350_D. 21" x H. 73 3/4" _Hal. 5 x max. 60W G9

[Z6572NIC](#) Rovo nickel_glass 350_D. 9 3/4" x H. 20" x Ext. 6" _Hal. 3 x max. 60W G9



[Z6570TOF](#) Rovo toffee_glass 350_D. 30 3/4" x H. 19" _Hal. 6 x max. 60W G9



[Z6571NIC](#) Rovo nickel_glass 350_D. 32 3/4" x H. 11" _Hal. 6 x max. 60W G9



45

[Z6192WRU](#) Frisette weathered rust_glass 182_D. 21" x H. 6" x Ext. 7 1/2" _Hal. max. 150W T3Q

[Z6191WRU](#) Frisette weathered rust_glass 181_D. 31 1/2" x H. 12 1/4" _ 2 x max. 60W Candelabra

[Z6190WRU](#) Frisette

weathered rust_glass 181_D. 31 1/2" x H. 12 1/4" _ 2 x max. 60W Candelabra



Z6580WRU
weathered rust_glass 56_D. 11 1/2" x H. 27 1/4" _Hal. Max. 150 Xelogen



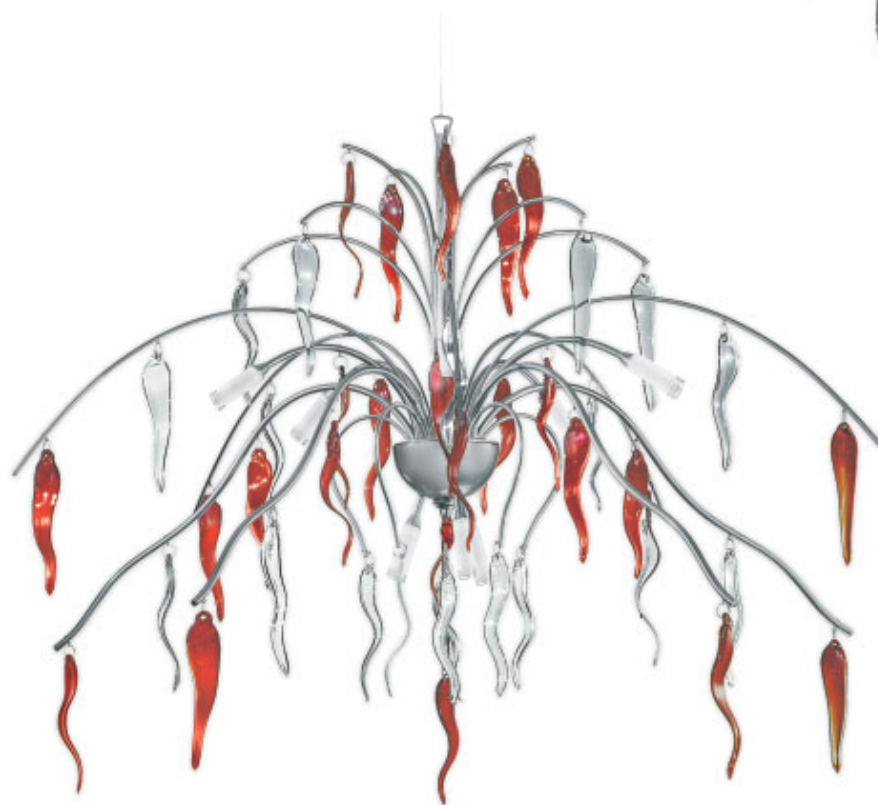
Z6581WRU
weathered rust_glass 57_D. 18" x H. 69 3/4" _Hal. max. 250W T10 Medium



Z6547ALU Daniela aluminum_glass 435 436_D. 21 3/4" x H. 78" _Hal. Max. 250W T10



Z6545AGO Daniela antique gold_glass 435 436_D. 39 1/2" x H. 17 3/4" _Hal. 10 x max. 40W G9



Z6541ALU Daniela
aluminum_glass 437 438_D. 39 1/2" x H. 21 3/4" _Hal. 8 x max. 40W G9

Z6544ALU Daniela
aluminum_glass 437 438_D. 28 1/4" x H. 15" _Hal. 5 x max. 40W G9



50

[Z6542ALU Daniela](#) aluminum_glass 437 438_D. 15 3/4" x H. 13" x Ext. 8 1/4" _Hal. 2 x max. 40W G9

[Z6546ALU Daniela](#) aluminum_glass 437 438_D. 8 3/4" x H. 14 1/4" _Hal. max. 40W G9

[Z6548ALU Daniela](#)

aluminum_glass 437 438_D. 28 1/4" x H. 12 1/4" _Hal. 5 x max. 40W G9







Z6280VIR **Bozano** vintage iron_glass 374_D. 24 3/4" x H. 19 3/4" _Hal. 6 x max. 60W G9



Z6285VIR **Bozano** vintage iron_glass 374_D. 4" x H. 28 3/4" x Ext. 2 1/4" _Hal. 2 x max. 60W G9



57



Z6284BAM Bolzano

bamboo_glass 333_D.43 1/4" x 19 3/4" x H. 25 1/4" _Hal. 5 x max. 60W G9

Z6906BAM Bolzano

bamboo_glass 333_D. 26 3/4" x H. 13" x Ext. 7 1/2" _Hal. 3 x max. 60W G9





Z6287BAM Bolzano
bamboo_glass 333_D. 6" x H. 26" _Hal. 3 x max. 60W G9



Z6283VIR Bolzano
vintage_iron_glass 374_D. 32 1/4" x H. 30 1/4" _Hal. 6 x max. 60W G9



Z6922VIR vintage iron_glass 16 17 18_L 13" x W. 13" x H. 17 1/4" _L 18" x W 13" x H. 19 3/4" _L23 1/4" x W. 13" x H. 24"



[Z6921BAM](#) bamboo_glass 465_L 31 1/2" x W. 31 1/2" x H. 15 3/4"



[Z6920VIR](#) vintage_iron_glass 16_L 23 1/4" x W. 13" x H. 24"



Z6288VIR Bolzano
vintage iron_glass 374_D. 13" x H. 82 3/4" _Hal. 5 x max. 60W G9



Z6286VIR Bolzano
vintage iron_glass 374_D. 8" x H. 74 3/4" x Ext. 6 1/4" _Hal. 2 x max. 60W G9



Z6916BAM **Bolzano**
bamboo_glass 321_D. 31 1/2" x H. 44 1/2"



Z6915VIR **Bolzano**
vintage_iron_glass 320_L. 34" x W. 11 1/2" x H. 31 1/2"



Z6501ALU / Z6502ALU Flûte
aluminum_glass 390_D. 9" x H. 17 1/4" x Ext. 5 1/2" _Hal. max. 40W G9



Z6463ALU Flûte
aluminum_glass 390_D. 26" x H. 13 3/4" _Hal. 5 x max. 40W G9



Z6467ALU Flûte aluminum_glass 390_D. 19 3/4" x H. 11 3/4" x Ext. 6 1/4" _Hal. 2 x max. 40W G9
Z6466ALU Flûte aluminum_glass 390_D. 19 3/4" x H. 11 3/4" x Ext. 6 1/4" _Hal. 2 x max. 40W G9

Z6468ALU Flûte aluminum_glass 390_D. 24" x H. 73" _Hal. 5 x max. 40W G9



66



Z6464ALU **Flûte** aluminum_glass 390_D. 34 3/4" x H. 15 3/4" _Hal. 9 x max. 40W G9

Z6469ALU **Flûte** aluminum_glass 390_D. 6" x H. 19 3/4" _Hal. 2 x max. 40W G9



Z6461GOL Flûte gold glass 399_D. 27 1/2" x H. 20" _Hal. 9 x max 40W G9



Z6500GOL Flûte gold_glass 399_D. 30 1/4" x H. 14 1/4" _Hal. 6 x max. 40W G9





Z6465ALU Flûte
aluminum_glass 390_D. 41 1/4" x H. 17 3/4" _Hal. 12 x max. 40W G9



Z6504ALU Flûte
aluminum_glass 399_D. 4" x H. 35 1/2" _Hal. max. 40W G9



Z6460VPE Flûte
vintage pewter_glass 390_D. 27 1/2" x H. 20" _Hal. 6 x max. 40W G9

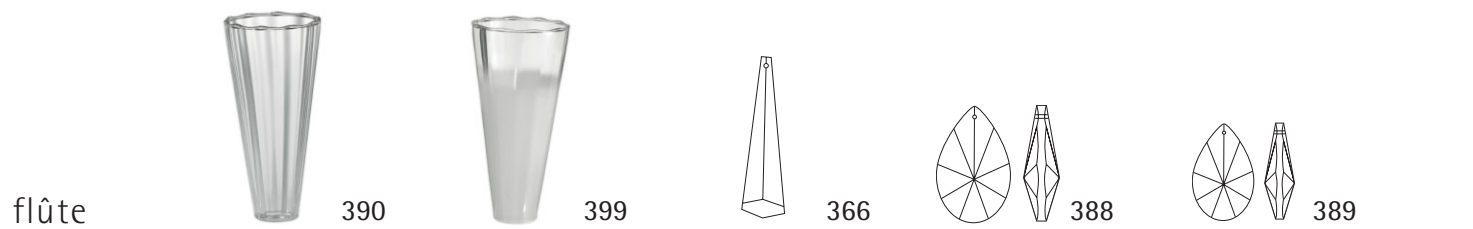


74

Z6505ALU Flûte
aluminum_glass 399_L 23 3/4" x W. 1 1/2" x Ht. 19 3/4" - 31 1/2" _Hal. 2 x max. 40W G9

Z6506ALU Flûte
aluminum_glass 399_L 35 1/2" x W. 1 1/2" x Ht. 19 3/4" - 31 1/2" _Hal. 3 x max. 40W G9

Glass



Colours



aluminum ALU



vintage pewter VPE



vintage nickel VNI



bamboo BAM



vintage iron VIR




weathered coffee WCO



aged gold AGD



pyrite PYR



nickel NIC